

ABRA AMERICAN BUCKSKIN REGISTRY ASSOCIATION, INC.



Favored By All
2024 ABRA HOF Inductee - Lifetime Achievement Award

PHOTOS & DESIGN ©Bobby Coleman

OFFICIAL HANDBOOK OF RULES AND REGULATIONS

2025

2025 Membership Fees	1-yr	3-Yr	5-Yr
Individual	\$40	\$155	\$190
Joint, Partner, & Business	\$60	\$175	\$290
Amateur	\$55	\$160	\$265
Amateur Upgrade <i>(Individual, Joint or Partnership Members desiring to show in Amateur classes)</i>	\$35	\$100	\$170
Non-Pro	NC	NC	NC
Youth <i>(18 and under)</i>	\$30	\$85	\$145
Lifetime 49 & under <i>(as of January 1 of the current year)</i>			\$500
Lifetime 50 to 79 <i>(as of January 1 of the current year)</i>			\$300
Lifetime 80 & over <i>(as of January 1 of the current year)</i>			Free

2025 Registration Fees	Member	Non-Member
Foals <i>(Before Dec 31st of birth year)</i>	\$35	\$75
Mares, Geldings & Stallions	\$60	\$100
Hardship Clause	\$200	\$240
Transfer of Ownership	\$30	\$70
Duplicate Certificate or Correction Certificate	\$25	\$65
On-Site Registration at ABRA Approved Shows*	\$75	\$115

*Requires signature of approval by a current member of the ABRA Board of Directors following inspection.

Additional fees in addition to the Registration fee

Rush Fee <i>(within 48 working hours)</i>	plus \$25
Rush Fee <i>(within 7 working days)</i>	plus \$50
Rush Fee <i>(within 2 weeks of World Show)</i>	plus \$100

2025 Lease Fees	Member	Non-Member
Amateur Lease	\$100	\$155
Youth Lease	\$50	\$80
Breeding Lease	\$100	\$140



ABRA World Championship Show
July 11-19, 2025 | Tulsa, OK



ABRA Miniature Horse World Championship Show
May 18, 2025 | Shawnee, OK

FOREWORD

The American Buckskin Registry Association was organized in 1963, then reorganized and incorporated in 1965.

MISSION STATEMENT

American Buckskin Registry Association's purpose is to collect, record and preserve the pedigrees of Buckskin, Dun, Red Dun, Grulla, Dunalino, Perlino with dun factor equines, draft horses, ponies/miniature equines and mules, as well as those eligible equines of unknown ancestry. ABRA also serves as an information center for its members and the general public on matters pertaining to shows and projects designed to improve the association and aid the industry, for its breeders and all equine owners. ABRA also works to promote equine ownership and to grow markets for ABRA. Shows and performance events give breeders and exhibitors opportunities to compete for awards and prize money, providing opportunities for breeders to continually strive to improve the breed.

THIS HANDBOOK SUPERSEDES ALL PREVIOUS EDITIONS

The rules published herein are effective January 1, 2025 unless otherwise specified at the time of their enactment. These rules remain in effect except as superseded by rule changes enacted by the board of directors or executive committee as published on ABRA's website refer to ABRA's website for the most updated version of the rules. Differences between rules published on ABRA's website and this handbook shall be governed by the official rules published on ABRA'S website. Every attempt has been made to indicate rule changes or modifications by highlighting them. Please read the rules applicable to your activities in their entirety as changes or modifications may have occurred as compared to last published edition.

2025 HandBook changes are underlined and in italic. In order to allow easy addition and deletion of rules, some rule numbers have been intentionally not assigned.

DISCLAIMER

This handbook is provided for information only as a courtesy from the American Buckskin Registry Association and should not be relied upon for legal advice or counsel. Every effort has been made to ensure that this handbook is a complete and accurate reference; however, the Executive Board cannot guarantee that it includes every rule and by-law that might be considered important by every user.

AMERICAN BUCKSKIN REGISTRY ASSOCIATION, INC.

Mailing Address:

**PO BOX 33098
TULSA OK 74153-1098**

Phone (918) 936-4707

americanbuckskin@gmail.com

www.americanbuckskin.com

Physical Address:

**15253 E Skelly Dr.
Tulsa, OK 74116**

ABRA'S DISCLAIMER OF RESPONSIBILITY FOR SAFETY

ABRA does not assume or accept duty or responsibility for safety at any show in regard to participants or any other third parties, or for the equines or other property thereof. Show management is responsible for the condition of show premises, including, but not limited to, arena, exercise, and stall areas; the conduct and competence of show employees and other representatives; implementation of show activities and events; and all other aspects of the show. Show management applies for ABRA approval on a voluntary basis, agreeing to conduct the show according to ABRA rules, which are designed to promote fair competition. Assumption of responsibility for safety by show management is required by ABRA as an express condition to grant the designation ABRA-approved show. ABRA's objective is to require, by rule enforcement: a 'level playing field' of competition in order that performance of exhibitor and equine can be judged uniformly by competent judges; equines identified by registration certificate; and equines which perform or are exhibited free of illegal drugs or other prohibited substances which could affect their performance. As an express condition of the privilege to participate at an ABRA- approved show or event, each owner of an ABRA Regular Registry or Buckskin Bred Program equine, exhibitor, trainer and participant assumes the risks of participation, and releases and discharges ABRA, its officers, directors, representatives and employees from any and all liability, whenever or however arising, as to personal injury or property damage occurring as a result of participation in an event conducted by the show or on the show grounds thereof. Safety is a concern of everyone, but ABRA does not assume responsibility for it. ABRA's purpose for sanctioning a show is to promote fair competition.

DISCIPLINARY PROCEDURES

The ABRA Executive Committee is the forum that, initially or ultimately, hears or reviews evidence of alleged violations of rules and regulations by members and/or participants in ABRA-approved events. A member may be disciplined, suspended, fined and/or expelled from ABRA, and any non-member participant may be denied any or all ABRA privileges. ABRA rules pertaining to prohibition of drugs, surgical alteration or any inhumane treatment of the equine provide for absolute responsibility for a equine's condition by an exhibitor, trainer, participant and/or the owner, thereby making the exhibitor, participant and/or the owner eligible for possible disciplinary action upon proof of the presence of such prohibited drug by laboratory analysis, existence of surgical alteration or any inhumane treatment of the equine.

ENHANCEMENT OF PENALTY

ABRA reserves the right to independently direct disciplinary action or sanction against individuals coming under its jurisdiction by participation in ABRA-approved shows, contests, race meets or other events. The ABRA Executive Board may enhance or initiate suspension, fine and/or otherwise penalize

offenders of ABRA rules and regulations, and/or those of other jurisdictions; and include owners or lessees who have placed the care and custody of their equines to such offenders.

ABRA'S STATEMENT OF POSITION ON ANIMAL WELFARE, THE FOLLOWING MUST BE ADHERED TO:

Every ABRA Regular Registry or Buckskin Bred Program equine, all other equine and all animals, shall, at all times, be treated humanely and with dignity, respect and compassion. Stringent rules established and enforced by ABRA demand that ABRA equine breeders, owners, trainers and exhibitors are continually responsible for the well-being and humane treatment of any ABRA Regular Registry or Buckskin Bred Program equine entrusted to their care. Above all, the ABRA equine's welfare is paramount to other considerations, and the continual development of procedures that ensure humane treatment of the breed and of all other equines and all animals involved with ABRA-approved events, and fair competition supersede all other concerns. The standard by which conduct or treatment will be measured is that which a reasonable person, informed and experienced in generally accepted equine training and exhibition procedures or veterinary standards, would determine to be cruel, abusive and inhumane. The Show manager shall, upon a report of discovery of inhumane treatment, immediately investigate the incident and report it to ABRA. Show management shall make every effort to obtain the concurrence of any ABRA-approved judge on the grounds or ABRA authorized personnel, if available.

PROHIBITED CONDUCT

When an exhibitor, owner, and/or his representative acting on behalf of the exhibitor is guilty of unsportsmanlike conduct and/or inhumane treatment of an equine, ABRA can suspend the rights of such exhibitor, owner, and/or his representative acting on behalf of the exhibitor to participate in future approved shows for such a period as judged appropriate. ABRA can bar from participation in any ABRA-approved event all animals registered in such suspended person's name according to ABRA records during the term of his suspension. Unsportsmanlike conduct during an approved event or show, or on show grounds by an exhibitor, owner, or on behalf thereof, is prohibited.

HUMANE TREATMENT

No person shall exhibit any equine which appears sullen, dull, lethargic, emaciated, drawn or overly tired. No person on show grounds, including but not limited to, barns, stalls, practice area and show arena, may treat an equine in an inhumane manner, which includes, but is not limited to:

- Placing an object in an equine's mouth so as to cause undue discomfort or distress.
- Tying an equine in a manner as to cause undue discomfort or distress in a stall, trailer or when longeing or riding.
- Use of inhumane training techniques or methods; poling or

striking an equine's legs with objects (i.e. tack poles, jump poles, etc.)

- Use of inhumane equipment, including but not limited to, saw tooth bits, hock hobbles, tack collars, or tack hackamores.
- Any item or appliance that restricts movement or circulation of the tail.
- Intentional inhumane treatment which results in bleeding.

BYLAWS & CONSTITUTION OF AMERICAN BUCKSKIN REGISTRY ASSOCIATION

ARTICLE I - TITLE, OBJECTS, PLACE OF BUSINESS, BUSINESS OFFICE

Section 1. Title: This Association shall be known as American Buckskin Registry Association and shall at all times be operated and conducted as a non-profit organization in accordance with the laws of the State of California, providing for such organizations and by which it shall acquire all such rights granted to associations of this kind.

Section 2. Objects: The purpose of this Association shall be to collect, record and preserve the pedigrees of Buckskin, Dun, Red Dun, Grulla, Perlino with dun factor and Dunalino equines, miniature equines, draft horses, ponies and mules and to stimulate and regulate any and all other matters such as may pertain to the breeding, history, exhibition, publicity, sale, racing or improvements of the breed.

Section 3. Place of Business: The principal place of business shall be the State of California, but its members and/or officers may be residents of any state, country or territory and business may be carried on at any place convenient to such members or officials as may be participating. The membership list is to be maintained and used for official ABRA business only.

Section 4. Business Office: The Business office shall be in Tulsa, Rogers County, Oklahoma.

ARTICLE II - MEMBERS

Section 1. Members of the Association shall be admitted, retained and expelled in accordance with such rules and regulations as the Board of Directors may, from time to time, adopt. In all matters governed by the vote of the members, each member that is in good standing shall be entitled to one (1) vote.

ARTICLE III - MEMBERSHIP MEETINGS

Section 1. The regular annual meeting of the members shall be held at such time and place as may be fixed by resolution of the Board of Directors.

Section 2. Special meetings of the members may be held at such time and place as may be designated in the notice whenever called in writing by direction of the President or by a majority of the Board of Directors, or by notice signed by no less than twenty percent (20%) of the members in good

standing with the Association. Notice of each special meeting indicating briefly the object or objects thereof shall be given in the same manner as is provided for with respect to notice of the annual meeting.

Section 3. At any meeting of the members held in accordance with the foregoing provisions as to notice, the members attending such meeting, shall constitute a quorum of the members for all purposes, unless the representation of a larger number should be required by law. In that case, the representation so required shall constitute a quorum. To exercise voting privileges, a member must be physically present at a meeting, or present a signed sealed proxy vote to the Office ABRA or to an ABRA Director. Proxy votes pertain only to those items that have been published as required by Article IV, Section 5. Such items to be published in the exact form in which they will be voted upon.

Section 4. Any officer of the Association may call the meeting of the members to order, and may act as chairman of such meeting, precedence being given as follows: President, Vice-President, Secretary and Treasurer. In the absence of all such officers, the Board members may elect a chairperson. The Secretary of the Association shall act as secretary of all meetings of the members but in his/her absence the Directors may appoint any person to act as Secretary of such meeting.

Section 5. At all meetings of the Association, "Robert's Rules of Order-Newly Revised" shall prevail.

ARTICLE IV - BOARD OF DIRECTORS

Section 1. The business and property belonging to the Association shall be managed and controlled by the Board of Directors. The Board shall consist of eleven (11) Directors elected for three (3) years, alternating terms, by the members and shall include the President last retiring even if his/her three (3) year term has expired. To provide equal representation for all areas, basic groups of states, (i.e. West Coast, Pacific Northwest, Rocky Mountain, Southwest, Plains, Midwest, South and New England, Canada and other divisions as the Board may provide) may elect one (1) area director to serve a one (1) year term if no director (three (3) year) is elected from their areas. Area directors shall be elected by ballot. Ballots will be mailed to all paid members within that area. Area Directors do not have a vote on the Board.

Section 2. The Bylaws and rules affecting registration of Buckskin equines, miniature horses, ponies, draft horses, and mules shall be subject to change only by the Board of Directors.

Section 3. The Board of Directors must be governed by a 2/3 (two-thirds) vote of the total membership to comply with California Articles of Incorporation.

Section 4. All nominees for the Board of Directors must have their application forms received in the ABRA office by June 1st of the current year. The Directors will be elected by the

membership. "In the case of a tie, a run-off election will be held." All Directors must be ABRA members in good standing. All persons included on the ballot for the ABRA Directors elections must have been an ABRA member in good standing for two (2) years.

Section 5. In case of a vacancy in the Board of Directors by resignation, death, disqualification or any other cause, the remaining Directors, by affirmative vote of a majority, may therefore elect a successor. Any Director missing two (2) unexcused consecutive conference calls is automatically off the Board. It is mandatory for Board members to attend the annual convention, barring extenuating circumstances to be taken under consideration. A Board member who is serving a one (1) year term and is removed from the Board may not re-apply for a Board position for two (2) years. A Board member who is serving a two (2) year term and is removed from the Board may not re-apply for a Board position for four (4) years. A Board member who is serving a three (3) year term and is removed from the Board may not re-apply for a Board position for six (6) years.

Section 6. The written contracts of the Association shall be executed on behalf of the Association by the President or Vice-President, and shall be attested to by the Secretary and the corporate seal.

Section 7. The Board of Directors shall have the power and authority to make, amend, enforce and repeal such rules and regulations, not contrary to law or the Certificate of Corporation, of these Bylaws, as they may deem expedient concerning the management, conduct, and activities of the Association, the classification, admission, qualifications, suspension and expulsion of members, removal of officers, the rules and regulations governing the procedure of such suspension and expulsion, and removal, the fixing and collecting of dues and fees, registration, expenditure of money, the auditing of books and records, the conducting of shows, the awarding of Championships, the conduct of contests, sales, exhibitions, races and social functions and other details relating to the general purposes of the Association, all, subject to revision or amendment by members at any regular or special meeting of the members, provided written notice of intention by any member to move the revision or specified amendment of any rule or regulation shall have been mailed to all members at least thirty (30) days prior to such meeting. Such items to be published in the exact format in which they will be voted upon.

Section 8. The Board of Directors may, from time to time, create and empower other committees, general or special.

Section 9. The Board of Directors shall have the authority to declare eligible for registration any stallion, mare or gelding even though he/she/it may be lacking in some of the registration requirements.

ARTICLE V - BOARD OF DIRECTORS MEETINGS

Section 1. The regular annual meeting of the Board of Directors shall be held the day of the annual members meeting, and no notice shall be required for any such regular meeting of the Board. The Board by rule shall hold at least three (3) other regular meetings at stated times and places, selected by the Board, and fifteen (15) days notice by: (a) separate written notice; (b) notice contained in a conspicuous place in regular official publication or newsletter; (c) electronically communicating; (d) ABRA website or; (e) or by any other means allowed by law shall be construed and is accepted as legal notice of such meeting. An accountable reimbursement amount of up to \$500.00 per board member shall be considered for the Annual General Meeting only. The reimbursement of transportation expenses will only be allowed by submitting the required form available through the ABRA office.

Section 2. At the first regular meeting of the Annual Meeting, the Board of Directors shall immediately proceed to the election of the officers of the Association from the newly constituted Board of Directors.

Section 3. Special meetings of the Board of Directors may be called whenever called for by the direction of the President, or by two-thirds (2/3) of the Directors that are, for the time being, in office. The Secretary shall give notice of all special meetings by: (a) separate written notice; (b) notice contained in a conspicuous place in regular official publication or newsletter; (c) electronically communicating; (d) ABRA website or; (e) or by any other means allowed bylaw shall be construed and is accepted as legal notice of such meeting to each Director no less than fifteen (15) days prior to the meeting; but such notice may be waived by any Director. Unless otherwise specified in the notice, any and all business may be transacted at any special meeting. Any meeting at which every Director is present, even without notice, any business may be transacted, except for changes to the handbook.

Section 4. Two-thirds (2/3) of the Board of Directors, including presiding officers, shall constitute a quorum for the transaction of business, but if at any meeting of the Board there may be less than a quorum present, a majority of those present may adjourn the meeting from time to time until a quorum is present.

Section 5. At meetings of the Board of Directors, business shall be transacted in such order as may be determined by the Directors

Section 6. An ABRA member, director or ABRA staff may propose a rule change, addition or deletion. When a change in the handbook is proposed, the rule, with the reason for the proposed change, should be directed to the ABRA office and must be received by September 1 in advance of the annual meeting. The proposed rule change, legally and properly worded,

will be presented for consideration on the agenda at the annual meeting. There the Board can amend the proposed rule change. At the annual meeting, the Board of Directors will approve or reject the proposed rule change. If the proposed rule change is approved, it will then be placed in the official handbook for the following year.

ARTICLE VI - OFFICERS AND DUTIES

Section 1. OFFICERS: The officers of the Association shall be the President, Vice-President, Secretary and Treasurer, and such other officers as may be authorized from time to time by the Board of Directors. Such officers shall hold office for a period of time of one (1) year and until their successors are elected and qualified. Such officers shall be elected from, and by, the Board of Directors, except the Secretary and Treasurer, who need not be members of the Board. The offices of the Secretary and Treasurer may be held by the same person.

Section 2. PRESIDENT: The President shall be the Chief Executive Officer of the Association and shall preside at any and all meetings of the Board of Directors. He/she shall see that the Bylaws, rules and regulations of the Association are enforced and shall perform all other duties that may be prescribed from time to time by the Board of Directors. He/she shall appoint all committees and, also be the ex-officio member of all committees. The President can serve two (2) only, one (1) year successive terms.

Section 3. VICE-PRESIDENT: The Vice-President, in the absence of the President, shall have the powers and shall perform the duties of the President and such other duties as may be prescribed by the Board of Directors.

Section 4. SECRETARY: The Secretary shall keep the minutes of all membership meetings, Directors meetings and any Executive meetings. He/she shall execute the certificates of pedigree demanded and proper to be issued by this Association and shall keep a record of the same. He/she shall collect the monies due to the Association and turn the same over to the Treasurer. He/she shall edit and compile the American Buckskin Registry Association Registry. He/she shall be ex-officio Secretary of all committees appointed by the President or by the Board of Directors. He/she shall make a report of his/her office to all annual membership meetings and shall perform such other duties as may be prescribed by the Board of Directors from time to time.

Section 5. TREASURER: The Treasurer shall receive the money turned over to him/her by the Secretary and all other money. He/she shall disburse the same only upon itemized demands and upon the order of the Board. He/she shall account for all of the same by itemized statements in detail, to each annual meeting of the members and to the Board of Directors when demanded. Also, he/she shall cause to be submitted to the Board of Directors, at the first meeting following the annual meeting of the members, a detailed budget for the proposed

and anticipated expenditures for the forthcoming fiscal year of the Association. Upon approval of this budget or its modification, it will become binding upon the officers of the Association and cannot be exceeded in the total amount set forth by more than ten percent (10%) without a majority of the Board.

Section 6. AUDITING OF ACCOUNTS: This Association shall conduct its affairs on the calendar year basis, same to begin on January 1, and ending the last day of December. An audit will be made every January for the previous year.

Section 7. VACANCIES: All vacancies in the officers of the Association shall be filled in by the President and affirmed by a majority vote of the Board of Directors for the unexpired term and those so appointed shall serve until the election and acceptance of their duly qualified successors.

ARTICLE VII - AMENDMENTS

Section 1. The Board of Directors shall have the power to make, amend and repeal the Bylaws of this Association, by a vote of the Directors at any regular meeting or any special meeting of the Board, subject to the right of the members to amend or rescind any such Bylaws in the same manner as is provided for in Article IV, Section 5, for the amendments or revision of rules or regulations.

ARTICLE VIII - INDEMNIFICATION

Section 1. The Association shall indemnify and hold harmless any officer, director, and employee of the Association, their personal representatives and heirs, against reasonable legal expense, judgments, and expense of settlement which the Association previously approved, actually and reasonably incurred in connection with an actual or threatened legal proceeding, if such person acted legally, in good faith, and was duly authorized to act on behalf of the Association in the transaction from which legal liability arose, which was official Association business (except in relation to matters as to which they shall have been guilty of negligence or misconduct in respect of the matter in which indemnity is sought). To preserve this right of indemnity, such person shall immediately notify the Association of such actual or threatened litigation, whereupon the Association shall have the right to direct defense thereof, including, but not limited to, selection of counsel, and direction of settlement negotiations.

GENERAL RULES AND REGULATIONS (GEN)

GEN100 MEMBERSHIP

GEN100.1 Members shall be admitted to the Association on written application, accompanied by initial membership fee. Membership shall not be limited to natural persons, but may include businesses such as partnerships, corporations, or firms; institutions of learning; executors, administrators and trustees.

GEN100.2 Proper receipts and certificates of membership (cards) shall be issued upon acceptance of fees. Notice to the members of fees payable shall be sent to their last known address not less than thirty (30) days prior to the end of the calendar year.

GEN100.3 All members, while in good standing, shall have equal rights, interests and responsibilities with respect to the Association and its property; shall have the right to vote, in person or by proxy, in all membership meetings and to hold office and committee assignments except as otherwise limited.

GEN100.4 Any member who consistently exhibits behavior, by word or action, which is detrimental to the image or effectiveness of ABRA, its members, or its Board of Directors, may have their membership, along with all rights of membership, revoked by the Board of Directors.

GEN100.5 Every member, by joining the Association, does thereby agree that if they are unsuccessful in an attempt to overturn Association decisions, actions, rules or regulations, to reimburse the Association for its reasonable attorney's fees, court costs and other expenses in defense of such suit.

GEN100.6 The name under which a membership may be obtained will be limited to thirty (30) characters (letters, spaces and marks of punctuation).

GEN100.7 The applicant for membership should indicate clearly the name in which the membership is to be recorded. Any registrations recorded on behalf of a member shall be recorded in the same name as that appearing on the membership card.

GEN100.8 The name of a member may be changed in the membership records of the Association. Such a change shall be made upon request of said member.

GEN100.9 The recorded owner(s) of ABRA equines competing in ABRA sanctioned classes must have a current Individual, Joint, Youth or Amateur ABRA membership. The owner name(s) on the membership card must exactly match the recorded owner names(s) on the exhibited equine's ABRA registration certification. All exhibitors in ABRA sanctioned classes must be a current Individual, Joint, Youth or Amateur ABRA member.

GEN100.10 All ABRA judges are required to have a current individual ABRA membership.

GEN100.11 Membership shall be in the following classes.

GEN100.11.1 Individual. Restricted to one (1) person, carried in that person's name, the privileges of which are full privileges of the Association.

GEN.100.11.2 Joint. Issued in two (2) names of a husband and wife, mother and daughter or son, eighteen (18) years and under, father and daughter or son eighteen (18) years

and under. In the event the surnames are not the same, documentation designating status shall be furnished to the Association with the membership application.

GEN100.11.3 Youth. Restricted to individuals eighteen (18) years and younger. This membership does not include voting privilege.

GEN100.11.4 Amateur. Restricted to individuals nineteen (19) years and older who meet the Amateur Division requirements. Full membership privileges included.

GEN100.11.5 Amateur Upgrade. Amateur upgrade is available for Individual, Joint or Partnership Members who have a current membership but wish to upgrade to Amateur Status and receive an amateur card to compete in ABRA Amateur Classes.

GEN100.11.6 Non-Pro. A designation will be placed on the Amateur or Youth membership card for those that have filed for Non-Pro status with the ABRA Office prior to competition.

GEN100.11.7 Partnership. Two (2) or more individuals, all of whom must be in good standing with the Association. Authorized one (1) vote, the individual with voting status for this membership to be on file with the Association. No individual privileges (such as showing or judging) are included in this membership.

GEN100.11.8 Business. (Ranch, Farm, Corporation) No individual privileges are included in this membership. Authorized one (1) vote, the individual with voting status for this membership to be on file with the Association.

GEN100.11.9 Lifetime. Lifetime membership is for one (1) person under the Individual Membership status for the life of the member.

GEN100.12 Membership shall be of four (4) categories:

GEN100.12.1 Annual

GEN100.12.2 Three (3) Year

GEN100.12.4 Five (5) Year

GEN100.12.5 Life Membership

GEN100.13 ANNUAL MEMBERSHIP

GEN100.13.1 An annual fee shall be paid by each annual member, due and payable on January 1, of each year, and shall be considered delinquent if not paid within thirty (30) days thereafter. Any annual member whose annual membership becomes delinquent, can be reinstated by simply paying the current year's dues. There is no penalty for reinstatement. An annual membership is not transferable.

GEN100.14 LIFE MEMBERSHIP

GEN100.14.1 A Life Membership is available for a one (1) time fee. Life Membership is restricted to Individual Membership. A life membership is not transferable.

GEN101 STANDING COMMITTEES

GEN100.1 The President shall appoint members to standing committees with the approval of the Board. In the absence of duly appointed members for any committee, actions relating to that committee will be addressed by the Board of Directors.

GEN101.2 The standing committees at present are:

- Amateur
- Awards
- Buckskin Bred Program
- Bylaws and Rules
- Color
- Drug
- Finance
- Judges
- Nominating
- Publicity and Promotions
- Show and Contest
- World Show
- Youth

GEN102 EXECUTIVE COMMITTEE

GEN102.1 There is hereby created an Executive Committee consisting of the President, Vice-President, Secretary, Treasurer and three additional members. These officers and additional members shall be elected by and from the current Board of Directors at the annual meeting of the Board, each for a term of one year and until the selection and qualification of his/her successor.

GEN102.2 No officer or member of the Executive Committee may serve on the Executive Board in excess of seven consecutive years.

GEN102.3 The President, or his/her replacement in case of absence or resignation, shall fill all vacancies in the required number of members of the Executive Committee occurring between annual meetings of the Association.

GEN102.4 The Executive Committee shall meet whenever and wherever called by direction of the President, or his/her replacement in case of absence or resignation, or three members of the Committee acting jointly, of which each meeting the Executive Director shall give ten (10) days notice by: (a) separate written notice; (b) notice contained in a conspicuous place in regular official publication or newsletter; (c) electronically communicating; (d) ABRA website or; (e) or by any other means allowed bylaw shall be construed and is accepted as legal notice of such meeting, but such notice may be waived by any member. Absentee or vote by proxy is not allowed in any meeting of the Executive Committee.

GEN102.5 The Committee may act, without convening in meeting, by written resolution signed by all the members thereof and duly entered in the Association's records. At all meetings of the Committee, four members shall constitute a quorum.

GEN102.6 All actions of the Executive Committee, with the exception of disciplinary actions resulting from hearings, are subject to ratification, revision or amendment by the directors at any regular or special meeting of the Directors.

GEN102.7 The Executive Committee shall be responsible for interpreting and deciding all questions or ambiguities that may arise in connection with the meaning, intent or purpose of any by-law, rule, regulation or other ABRA document.

GEN103 DISCIPLINARY PROCEDURES

GEN103.1 Membership in the Association carries responsibilities as well as certain rights. Any member of the Association may be disciplined, fined or suspended upon a showing of good cause. Any non-member may be denied membership and the privileges relating thereto whenever it shall be established by satisfactory evidence to the ABRA Executive Board that such non-member is not a worthy candidate.

GEN103.2 Anyone who becomes a member of the Association or is subject to any portion of the Bylaws, rules and regulations accepts and agrees to be bound by all the Bylaws, rules and regulations of the Association and all terms and conditions of this Handbook.

GEN103.3 Anyone who becomes a member of the Association or is subject to any portion of the Bylaws, rules and regulations and terms and conditions of this Handbook renounces any recourse, which he or she may have against the Association in connection with the enforcement of those rules. This would include any associated or related corporation, trust or other business entity.

GEN103.4 Legal actions. Every member, former member an non-member, including any corporation, LLC, partnership, trust, estate or other legal entity that may be subject to these rules at any time, agrees that he, she, or such entity will not commence any action, whether in law or equity, against the ABRA in any courts other than those federal and state courts located in Tulsa County. If unsuccessful in any attempt to overturn any ABRA decisions, actions, rules or regulations, said person or entity agrees to reimburse ABRA for its reasonable attorney fees, court costs and other expenses in connection with the defense of such suit.

GEN103.5 Disciplinary Procedure. Whenever anyone believes that conduct at an ABRA-approved event of a member or non-member warrants disciplinary actions, or whenever any member believes that he or she has been harmed by a violation of these Rules and Regulations, he or she must file within fifteen (15) days of the actual incident, and/or within fifteen (15) days of having gained knowledge of the incident, a protest in writing with the ABRA office. Any standing committee, as a committee and/or the chairman of that committee, may file a protest for an alleged rule violation that falls within that committee's domain. In case of

these protests, the \$100 protest fee is waived. A protest must be signed by an individual or individuals. Timely filing will be determined by the postmark on the envelope. Any protest must be accompanied by a cashiers check, certified check, money order or cash in the amount of \$100 to be considered validly filed. A protest may NOT be filed with show results. All protest fees are non-refundable in every instance of protest.

GEN103.6 PROTESTS

GEN103.6.1 Upon receipt of any validly filed protest with ABRA, the ABRA President and Secretary/Treasurer will designate an ABRA employee or legal counsel to investigate and gather facts, statements and evidence concerning the protest.

GEN103.6.2 The designated individual shall cause notification of the protest to be sent to the accused at that person's last known address according to the ABRA records. The notice shall contain a copy of the protest and shall advise the accused of the disciplinary procedure to be followed.

GEN103.6.3 After the designated individual or committee has completed its investigation and all the facts, statements and evidence available have been gathered, the designee shall then submit a report to the appropriate standing committee, if any, for review and recommendation of action. In the event that there is not a standing committee to review the matter the President shall appoint a committee consisting of three individuals to review the matter and make the recommendations appropriate for the particular protest. The names of all persons reviewing any protest shall be kept in confidence. The appropriate standing committee shall have the authority to choose one of the following two alternatives:

GEN103.6.3.1 take no action and dismiss the matter, or

GEN103.6.3.2 send the matter to the Executive Board to hold a full hearing. If it is determined that the matter is not sufficiently serious to warrant a hearing, all parties will be advised accordingly.

GEN103.6.4 In the event a hearing before the Executive Board is warranted, the affiliate or person accused of the violation will be given not less than twenty (20) days written notice of a time and place for a hearing before the ABRA Executive Board. In the absence of the physical presence of a sufficient number of members of the Executive Board to constitute a quorum, a telephone conference call may be used in order to achieve a quorum. In the event a quorum cannot be achieved in order to hear a disciplinary matter, the accused may elect to continue with the disciplinary hearing with less than a quorum or continue the matter until a quorum is achieved.

GEN103.6.5 In the event the accused does not elect to continue with the disciplinary hearing with less than a quorum or a quorum cannot be achieved because of disqualifications or refusal by Executive Board members, the President shall appoint additional ABRA members to hear the disciplinary

matter, first from the full Board of Directors, and then from the past Presidents.

GEN103.7 The accused shall have the opportunity to appear in person at the hearing, with or without counsel, and to be heard and to present evidence and testimony on his or her own behalf and to hear and refute any evidence offered against him or her. Should the accused choose to appear at the hearing, the accused does so at his or her own expense. Additionally, any costs associated with counsel for the accused shall be borne by the accused, regardless of the outcome of the hearing.

GEN103.8 Proceedings before the ABRA Executive Board shall be informal, and rules of evidence, both at common law or provided by California rules of civil or criminal evidence, need not be strictly observed. The standard by which admissibility is determined is whether the evidence is such that an ordinary prudent person is willing to rely upon it. As an ABRA member, participant at an ABRA-approved event or a person appearing before the Executive Board, the accused person agrees that all witnesses and participants in such hearing shall be immune from any civil liability whatsoever including, but not limited to, libel, slander, invasion of privacy, defamation, or product of disparagement, for testimony given in the course of preparation for or at the hearing.

GEN103.9 Except as provided elsewhere in these Rules and Regulations, in regard to any violation of ABRA rules and regulations by an individual, the Executive Board shall impose at a minimum the following sanctions:

GEN103.9.1 First Offense - \$1,000 and up to 6 months suspension.

GEN103.9.2 Second Offense - \$2,000 and up to 12 months suspension.

GEN103.9.3 Third Offense - \$3,500 and length of suspension is at the discretion of the ABRA Executive Committee.

GEN103.9.4 In addition to the minimum sanctions set forth above, the ABRA Executive Board shall have jurisdiction to invoke any or all of the following sanctions, including, but not limited to, revocation or denial of membership privileges, revocation of participation privileges in all ABRA-approved events, revocation of judge's card, denial of privilege of access or presence on the show grounds of an ABRA-approved event, denial of privilege to advertise in ABRA's official publication, newsletter or ABRA website, denial of privilege to act as an officer or director of ABRA, and/or an assessment of a fine. In the case of a violation by a show committee, the Executive Board may take such action as necessary to remedy the violation and where appropriate, discipline the organization in question.

GEN103.10 In the event sanctions or other requirements are imposed and ordered by the Executive Board, such as the return of prize money, prizes, trophies, etc., the sanctions

shall continue beyond the original sanction period imposed and ordered by the Executive Board so long as there is any unfulfilled or uncompleted requirement/sanction. In the event a sanction or requirement is unfulfilled or unsatisfied for sixty (60) days, that person's membership shall be revoked. After fulfilling all obligations, that person may re-apply for membership, and/or judging.

GEN103.11 The Executive Board through its President and/or its designee will issue a written order including finding of fact and/or conclusions reflecting the Board's decision within a reasonable period of time after the close of the hearing. All parties will receive a copy of the order. In the event of any suspension, those findings of facts will be published in the Association's publication.

GEN103.12 When a member is disciplined by probation, the order of the Executive Board will be presented to the ABRA Board of Directors and the name of such member or non-member will be published in the official ABRA publication, newsletter or ABRA website.

GEN103.13 Any suspended member of the ABRA will not be allowed to participate in any ABRA sponsored or approved event as an owner of an ABRA Regular Registry or Buckskin Bred Program equine, exhibitor, or act as an agent in connection with any ABRA sponsored or approved event. In the event a suspended member enters an approved event during the period of suspension either as owner, exhibitor or agent, the ABRA Executive Board will impose an additional six (6) month period of suspension and all show winnings/and or points will be forfeited.

GEN103.14 If the ABRA Executive Board deems the submission of a protest to be malicious and/or frivolous, appropriate disciplinary action may be taken.

GEN103.15 Any member interfering with or attempting to influence the outcome of a protest investigation or hearing may be subject to disciplinary action by the ABRA.

GEN103.16 The decision and action of the ABRA Executive Board shall be final and binding upon all parties.

GEN103.17 All disciplinary hearings shall be held at the principal office of the ABRA, or any other location as determined by the ABRA Executive Board.

GEN104 CAUSES FOR DISCIPLINARY ACTION

GEN104.1 A member of the association shall not abuse any equine in any manner whatsoever on the show grounds. Abuse is defined as an action, or failure to act, which a reasonably prudent person, informed and experienced in the customs, accepted training techniques and exhibition procedures, would determine to be cruel, abusive, inhumane or detrimental to the equine's health.

GEN104.2 Individuals will be subject to the disciplinary procedures set forth in GEN103 if it is determined that there

was a willful abuse of the equine under any of the following circumstances:

GEN104.2.1 The individual physically participates in the abuse of the animal or shows the equine in a condition to be considered abuse.

GEN104.2.2 The individual designates himself or herself as the exhibitor on the show entry form.

GEN105 UNSPORTSMANLIKE CONDUCT

GEN105.1 Unsportsmanlike conduct or any other form of misconduct that is irresponsible, illegal, indecent, profane, intimidating, threatening or abusive is prohibited. This provision applies to:

GEN105.1.1 ABRA members, nonmembers, exhibitors, trainers, owners, owner representatives, spectators and all other persons on the show grounds of an ABRA-approved event.

GEN105.1.2 ABRA members on the show grounds of an event held in conjunction with an ABRA-approved event.

GEN105.1.3 ABRA members on the show grounds of an event during which an ABRA-approved class is held regardless of whether the conduct is associated with or occurs during an ABRA-approved class.

GEN105.2 Show management may immediately expel individuals exhibiting unsportsmanlike conduct from show grounds and shall file a written report with ABRA concerning the conduct in question with the ABRA Board of Directors.

GEN106 FORFEITURES

GEN106.1 Any exhibitor participating in a class or a division in which he/she is not eligible (or the equine he/she is riding is not eligible) will be placed on probation for 30 days for the first offense. Second offenses will result in a three (3) month suspension and a fine of \$200. When an equine/exhibitor is found to be ineligible, ABRA points will be forfeited. It is the responsibility of the ineligible and/or disciplined exhibitor and/or owner to return all forfeited prizes and awards to the appropriate show secretary.

GEN107 FAILURE TO PAY

GEN107.1 Any member may be suspended and denied privileges of the Association and any non-member may be denied privileges of the Association for failure to pay when due, any obligation owed to the Association, or any ABRA-approved show, for failure to pay entry fees, stall fees, office charges, premiums or any other fees or charges connected with the exhibition of equines; provided, however that fifteen (15) days before action, written notice of the account due and the intention to suspend and withhold privileges of the Association shall be delivered to such member or non-member. This provision includes the payment of any costs, fees, or obligations for a check that is returned to the ABRA or any show or Charter Club that has been deemed by a bank

to be paid by an account that contains non-sufficient funds.

GEN107.2 Any suspension and denial of privileges under this section shall terminate upon full payment of the obligation due.

GEN108 COURT OF LAW CONVICTIONS

GEN108.1 A conviction of an individual under municipal, county, state or federal law, whether or not the ABRA is involved, may subject the convicted person to discipline by the ABRA Executive Board under the terms set forth in this Handbook.

GEN108.2 Any discipline imposed will be stayed pending completion of any statutory appeals. Acceptance of a conviction by ABRA will be given after notice to the sanctioned individual or entity, who may request a hearing before the ABRA Executive Board to present lack of due process by the convicting court of law to merit ABRA's refusal to impose discipline.

GEN109 RECIPROCITY

GEN109.1 ABRA Executive Board may accept suspension rulings pertaining to cruel or inhumane treatment of equines from other recognized equine related associations.

GEN109.2 The effect of such acceptance is to suspend the individual from ABRA membership privilege, or for non-members, to deny membership privileges for a length of time equal to the suspension for which reciprocity is given. Acceptance of such rulings by ABRA will be given after notice to the sanctioned individual or entity, who may request a hearing before the ABRA Executive Board to present lack of due process by the reporting association to merit ABRA's refusal to give reciprocity.

GEN110 GENERAL NOTICE PROCEDURE

GEN110.1 Notice required by these rules and regulations may be served by delivering a copy of the notice to the person to be served, either in person, or by mail, postage prepaid, to his last known address as it appears on the Association's records, and upon mailing, such notice shall be deemed received by such person when it is deposited in the United States mail. It shall be the members responsibility to keep the Association advised of the member's current address and any subsequent change of address.

GEN111 MONIES OWED

GEN111.1 Any member may be suspended and denied privileges of the Association by ABRA for the failure to pay when due any obligation owing to the Association, provided, however, that fifteen (15) days before action, written notice of the account due an intention to suspend or withhold privileges of the Association shall be delivered to such member or non-member. If mailed, such notice shall be deemed to be delivered when deposited in the United States mail addressed to the member or non-member at his/her address as it appears on the records of the Association with postage thereon prepaid. Any suspension and denial of privileges

under this section shall terminate upon full payment of the obligation due to the Association, or show sponsoring clubs or groups. Any member who shall issue an invalid check for any obligation of the Association or Show Management of any ABRA sanctioned show shall be subject to disciplinary action by the Association. A \$50.00 service charge shall be assessed for each check of this nature.

GEN112 RECORDS

GEN112.1 Material accuracy of records furnished by the Association is warranted by the Association only to the extent of using its best efforts in the compilation thereof, and then solely for the benefit of the member or party requesting the record who may, as exclusive remedy, receive reimbursement for any expense of the record upon showing material inaccuracy thereof. Consequential damages are expressly excluded. No warranties, expressed or implied, arise from records issuance, other than stated herein, as the requester received this record on an “as is” basis. For absolute accuracy, independent verification must be obtained.

GEN113 DENY PRIVILEGES

GEN113.1 When an exhibitor or owner is guilty of unsportsmanlike conduct, fraudulent practices, or failure to pay due obligations to ABRA or show sponsoring organizations, ABRA shall suspend such person’s rights to participate in approved shows and deny all privileges of ABRA plus their name will be published on the suspended list. All exhibitors, owners, agents or spectators are expected to conduct themselves in a proper manner at all times with show management, judges, other show participants, and other spectators. Unsportsmanlike conduct includes, but is not limited to: abusive, indecent or profane language or gestures, discourtesy, or any illegal actions, and shall be grounds for disciplinary action according to ABRA’s disciplinary procedures. Further, offenders will be immediately excused from the arena, and may be expelled from the show grounds, forfeiting all prizes and awards, and with no refund of fees paid.

GEN113.2 If the offense occurs during the ABRA World Show, the offender may be barred from participation at future World Shows, in addition to any other assessed penalties. A check issued for World Show fees and returned for any reason will be assessed a penalty fee of \$50.00. It shall be the responsibility of the show management to forward to the office of the Secretary of the American Buckskin Registry Association complete information in writing concerning such an incident.

GEN115 IMMEDIATE FAMILY includes spouse, child, child’s spouse, stepchild, parent, grandparents, grandparent’s sibling, step-grandparent, grandchild, step-parent, sibling, half-sibling, step-sibling, spouse’s parent, spouse’s stepparent, sibling’s spouse, half-sibling’s spouse, step-sibling’s spouse, sibling’s step-child, half-sibling’s child,

half-sibling's step-child, step-sibling's child, step-sibling's step-child, parent's sibling, parent's half-sibling, parent's step-sibling, parent's sibling's child, parent's sibling's stepchild, parent's half sibling's child, parent's half sibling's stepchild, parent's step sibling child, parent's step sibling's stepchild, legal ward or legal guardian. Persons whose relationship is legally recognized as a domestic partnership or civil union under the laws of the jurisdiction in which they sought such relationship are considered immediate family. Separate legal entities, such as family corporations, trusts or partnerships, are also authorized owners of the equine so long as all legal and equitable owners and beneficiaries of the legal entity are individuals specifically authorized by this rule.

GEN200 SURGICAL PROCEDURES

GEN200.1 Any surgical procedure which could affect the equine's performance or alter its natural conformation or appearance is prohibited, except for those surgical procedures performed by a duly licensed veterinarian for the sole purpose of protecting the health of the equine. Upon discovery of the administration of prohibited surgical procedures, the show management shall immediately disqualify the equine and report the matter to ABRA.

DRUG AND MEDICATION

GEN500 PROHIBITED MEDICATION, DRUG, SUBSTANCE.

No person shall cause to be administered internally or externally to a equine, either before or during an approved event, any medication, drug, or substance which could affect its performance or appearance at that event, except for those conditionally permitted therapeutic medications, the use of which is specifically provided for in the therapeutic medication addendum and not otherwise prohibited by governmental regulations.

GEN501 Prohibited medication, drug, mechanical device or artificial appliance that affects performance. No person shall cause to be administered, internally or externally to an equine, either before or during an approved event, any prohibited or illegal medication, drug, mechanical device or artificial appliance, excluding ear plugs or cotton in the ears of equines, which is of such character as could affect its performance at that event.

GEN502 Upon discovery of administration of such prohibited medication, drug or substance, show management shall immediately report the matter to ABRA. Any substance, administered internally or externally, whether drugs or otherwise, or action which may interfere with the testing procedure or mask or screen the presence of a prohibited medication, drug or substance is forbidden.

GEN503 It is presumed the sample of urine, blood, saliva, hair or other substance tested by the approved laboratory is the one taken from the equine in question, its integrity is preserved, and that all procedures of such collection and

preservation, transfer to the laboratory, and analysis of the sample are correct and accurate, and the report received from the laboratory pertains to the sample taken from the equine in question and correctly reflects the condition of the equine during the show in which it was entered, with the burden on the exhibitor or other Responsible Party to prove otherwise at any hearing in regard to the matter conducted by ABRA.

GEN504 If the laboratory report on the chemical analysis of urine, blood, saliva or other sample taken from the equine indicates the presence of a prohibited medication, drug or substance, this shall be taken as prima facie evidence such prohibited medication, drug or substance has been administered to the equine either internally or externally.

GEN505 The Responsible Party is eligible for disciplinary sanctions, whether or not they had actual knowledge of the presence of a prohibited medication, drug or substance, directly participated in the administration thereof, innocently miscalculated its retention time in the equine's system, or any other reason for which its presence is established.

GEN506 Presence of a prohibited medication, drug or substance in a equine participating in an ABRA-approved event shall be grounds for the Executive Board to take the following action if it is determined that the use of said medication, drug or substance was not within the guidelines set forth in the Therapeutic Medication Addendum:

GEN506.1 disqualify the equine from all classes in which it participates at the show;

GEN506.2 Bar the equine from participation in further ABRA-approved events or shows for such period as determined appropriate, and, upon request, the owner shall deliver the equine's registration certificate to ABRA to either be held during the period of the equine's suspension from participation or for purposes of ABRA to prominently notate the equine's ineligibility to participate in ABRA-approved events on the face of the registration certificate. Although ownership of such equine may, thereafter, be transferred to another party, the transfer of ownership will not dissolve or shorten the terms of a suspension/ineligibility to participate; and

GEN506.3 discipline the Responsible Party(ies) under ABRA's general disciplinary procedure or offer an administrative penalty as determined appropriate by the Executive Board.

GEN506.4 Pending final hearing by the Executive Board or such other appropriate hearing committee, the Chief Executive Officer may, by giving written notice of its action to the owner of record at his current address as shown on ABRA records, temporarily suspend such equine from further participation in an ABRA-approved event or show.

GEN507 THERAPEUTIC MEDICATION ADDENDUM

GEN507.1 Does not apply if prohibited by governmental regulations.

GEN507.2 Exhibitors, owners, trainers and veterinarians are cautioned against the use of medicinal preparations, tonics, pastes and products of any kind, the ingredients and quantitative analysis of which are not specifically known, as many of them may contain a prohibited substance.

GEN507.3 A Therapeutic Medication Hotline is available by calling 1-800-633-2472.

GEN508. Prohibited drugs or substances include:

GEN508.1 Any product that contains an ingredient or is a drug which might affect the performance of an equine as a stimulant, depressant, tranquilizer, analgesic, local anesthetic or psychotropic (mood and/or behavior altering) substance. Stimulants and depressants are defined as substances that stimulate or depress the cardiovascular, respiratory or central nervous system.

GEN508.2 Any substance, regardless of how harmless or innocuous it might be, that might interfere with drug testing procedures.

GEN508.3. Any anabolic steroid

GEN508.4 Any nonsteroidal anti-inflammatory drug (NSAID) other than those other than those allowed by ABRA at the proper therapeutic dosage as contained in these Guidelines.

GEN508.5 Clenbuterol

GEN508.6 Albuterol

GEN508.7 Any metabolite and/or analog of any of the above wdescribed prohibited drugs or substances.

GEN508.8 Medroxyprogesterone Acetate

GEN510 Conditionally Permitted Therapeutic Medication:

Any drug, medication or substance that could affect the performance of a equine that is used for the legitimate treatment of illness or injury and is not specified as a prohibited substance as defined in GEN507.1, GEN507.5, GEN507.6, or GEN507.7 above shall be considered a conditionally permitted therapeutic medication. However, conditionally permitted therapeutic medications are prohibited and use thereof subjects the person to disciplinary action, unless all conditions of their administration are met.

GEN511 Each of the following requirements is a condition to authorize administration of conditionally permitted therapeutic medications, which shall be verified in a written medication report, available online at americanbuckskin.com and from ABRA or show management, completed in its entirety, and filed with show management before exhibition of the equine per rule below:

GEN511.1 Administration by a veterinarian who is licensed to practice veterinary medicine in the state, province or country

where the event is being held (“Licensed Veterinarian”) or from a written prescription (written instructions) by a Licensed Veterinarian which documents administration of medication is necessary for the legitimate treatment of illness or injury. The administration of a conditionally permitted therapeutic medication for the purpose of transport, grooming, training, etc. is not therapeutic under this authorization rule.

GEN511.2 The equine must be withdrawn and kept out of competition for not less than 24 hours after the medication is administered, with the exception of Furosemide (Lasix®).

GEN511.3 Identification of the medication: the name, amount, strength/concentration and mode of administration.

GEN511.4 Date and time of administration.

GEN511.5 Identification of the equine: name, age, sex, color and entry number.

GEN511.6 Diagnosis of illness/injury, reason for administration, and name of administering and/or prescribing veterinarian.

GEN511.7 Signature of veterinarian or person administering the medication. If by prescription (written instructions), a copy must be attached to the medication report.

GEN511.8 The medication report must be filed with show management within one hour after administration of the medication or one hour after show management is available, if administration occurs at a time other than during competition hours.

GEN511.9 The medication report must be signed by show management and time of receipt recorded on the report.

GEN511.10 While the medication report must be filed only if the administered medication will be present in amounts detectable in blood and/or urine samples at the time of competition/sampling, exhibitors are hereby cautioned it is their responsibility to determine whether or not such medication has had time to clear the equine’s system. If there is any doubt, a medication report should be filed.

GEN511.11 Regardless of whether the medication report requirements described above are met, laboratory detection of concentration levels of an otherwise conditionally permitted therapeutic drug that are inconsistent with the administration of a therapeutic dosage of such drug (including, but not limited to, inconsistencies regarding reported dosage and time constraints) shall constitute presumption of a violation of this rule, and the Responsible Party has the burden of persuasion to establish that the drug was administered in a therapeutic dosage and not less than 24 hours prior to competition.

GEN511.12 Regardless of whether all of the conditionally permitted therapeutic medication requirements listed in GEN503 are met, it shall be considered a rule violation if the

same plasma or urine sample contains more than one (1) of the permitted NSAIDs listed in GEN505.1- GEN505.7.

GEN514 Restrictions concerning the use of conditionally permitted therapeutic medications that may be administered within twenty-four (24) hours of showing:

GEN514.1 Subject to the specified restrictions, only those thirteen (13) drugs or medications listed below may be administered within twenty-four (24) hours of showing. The provisions below contain rules concerning maximum allowable plasma concentration levels followed by “Guidelines”.

GEN514.2 The Guidelines are applicable to most equines. Nevertheless, reliance upon the guidelines does not guarantee compliance with the rules, since the response of individual equines may vary. Exhibitors, owners, and trainers should consult the drug manufacturer and knowledgeable veterinarians for up-to-date information and more specific advice concerning the therapeutic use of a drug or medication for a particular equine.

GEN514.3 The Guidelines, if heeded, will minimize the chances of positive drug tests. However, all Responsible Parties are cautioned that the guidelines are only general guidelines, and it is their responsibility to see to it that conditions prevail for full compliance with all ABRA rules. Reliance upon the Guidelines will not serve as a defense to a charge of violation of the rule in the event of a positive drug test. Should the testing laboratory report the presence of one of the drugs or medications listed in VIO405.1 – VIO405.13 below in an amount greater than what would be consistent with the Guidelines or at a level higher than a specified maximum permitted plasma concentration, the matter will be reviewed and disciplinary action may be taken.

GEN514.4 Regardless of whether all of the conditionally permitted therapeutic medication requirements for a specific NSAID listed in GEN505.1 – GEN505.7 below are met, it shall be considered a rule violation if the same plasma or urine sample contains more than one (1) of the NSAIDs listed below.

GEN515 QUANTITATIVELY RESTRICTED THERAPEUTIC MEDICATIONS. Only those thirteen (13) drugs or medications listed below may be administered within twenty-four (24) hours of showing:

GEN515.1 Phenylbutazone (an NSAID) - The maximum permitted plasma concentration of phenylbutazone is 15.0 micrograms per milliliter. Guidelines: When phenylbutazone is administered, the dose should be accurately calculated according to the actual weight of the animal. Each 24 hours, not more than 2.0 milligrams per pound of body weight should be administered, preferably less. For a 1,000pound animal, the maximum daily dose is 2.0 grams, which equals two 1.0 gram tablets, or two 1.0 gram units of paste, or 10.0

cc of the injectable (200 per milliliter). Neither a total daily dose nor part of an injectable dose should be administered during the 12 hours prior to competing. In the event the phenylbutazone is administered orally, half of the maximum daily dose (1.0 gram per 1,000 lbs.) can be administered each 12 hours (i.e., 12 hours apart) during a five day treatment program even if such oral administration occurs within 12 hours of competition. Phenylbutazone should not be used for more than five successive days.

GEN515.2 Diclofenac (Surpass) (an NSAID) - The maximum permitted plasma concentration of Diclofenac (Surpass) is 0.005 microgram per milliliter. Guidelines: Every 12 hours, not more than 73 mg of diclofenac liposomal cream should be administered (not more than 146 mg per 24 hour period) to one affected site. This 73 mg dose equals a 5-inch ribbon of cream not greater than 1/2 inch in width, which should be rubbed thoroughly into the hair over the joint or affected site using gloved hands. Administration of diclofenac cream should be discontinued 12 hours prior to competing. Do not apply diclofenac cream in combination with any other topical preparations including DMSO, nitrofurazone or liniments, and do not use on an open wound. Diclofenac cream should not be administered for more than 10 successive days.

GEN515.3 Flunixin (an NSAID) - The maximum permitted plasma concentration of Flunixin is 1.0 microgram per milliliter.

Guidelines: When Flunixin Meglumine (Banamine®) is administered, the dose should be accurately calculated according to the actual weight of the animal. Each 24 hours, not more than 0.5 milligram per pound of body weight should be administered. For a 1,000 pound animal, the maximum daily dose is 500 milligrams, which equals two 250 milligram packets of granules, or one 500 milligram packet of granules, or 500 milligrams of the oral paste (available in 1,500 milligram dose syringes), or 10.0 cc of the injectable (50 milligrams per milliliter). No part of a dose should be administered during the twelve (12) hours prior to competing. Any medicated feed must be consumed (12) hours prior to competing. Any medicated feed must be consumed and/or removed at least twelve (12) hours prior to competing. The medication should not be used for more than five successive days.

GEN515.4 Ketoprofen (an NSAID) - The maximum permitted plasma concentration of Ketoprofen is 40.0 nanograms per milliliter. Guidelines: When Ketoprofen (Ketofen®) is administered, the dose should be accurately calculated according to the actual weight of the animal. Each 24 hours, not more than 1.0 milligram per pound of body weight should be administered. For a 1,000 pound animal, the maximum daily dose is 1.0 gram, which equals 10.0 cc of the injectable (100 milligrams per milliliter). No part of a dose should be administered during the twelve (12) hours prior to competing. The medication should not be used for more than five successive days.

GEN515.5 Meclofenamic Acid (an NSAID) - The maximum permitted plasma concentration of Meclofenamic Acid (Arquel®) is 2.5 micrograms per milliliter. Guidelines: When Meclofenamic Acid is administered, the dose should be accurately calculated according to the actual weight of the animal. Each 12 hours, not more than 0.5 milligram per pound of body weight should be administered, preferably less. For a 1,000 pound animal, the maximum 12 hour dose is 0.5 gram, which equals one 500 milligram packet of granules. The medication should not be used for more than five successive days.

GEN515.6 Naproxen (an NSAID) - The maximum permitted plasma concentration of Naproxen is 40.0 micrograms per milliliter. Guidelines: When Naproxen is administered, the dose should be accurately calculated according to the actual weight of the animal.

Each 24 hours, not more than 4.0 milligrams per pound of body weight should be administered. For a 1,000 pound animal, the maximum daily dose is 4.0 grams, which equals eight 500 milligram tablets. No part of a dose should be administered during the twelve (12) hours prior to competing. Any medicated feed should be consumed and/or removed at least twelve (12) hours prior to competing. The medication should not be used for more than five successive days.

GEN515.7 Firocoxib (Equioxx) (an NSAID) - The maximum permitted plasma concentration of Firocoxib (Equioxx) is 0.240 microgram per milliliter. Guidelines: When Firocoxib (Equioxx) is administered, the dose should be accurately calculated according to the actual weight of the animal. For a 1,000 pound animal, the maximum daily dose is 45.5 milligrams, which equals 0.1 milligram per kilogram of body weight once daily. No part of a dose should be administered during the 12 hours prior to competition. Firocoxib (Equioxx) should not be administered for more than 14 successive days.

GEN515.8 Acetazolamide – This medication may only be administered to equines documented through DNA testing to be positive (N/H or H/H) for HYPP (Hyperkalemic Periodic Paralysis). While these rules do not contain a maximum allowable plasma concentration level for Acetazolamide, laboratory detection of levels of Acetazolamide that are not consistent with administration in accordance with the following guidelines may result in prosecution of a rule violation. Guidelines: When Acetazolamide is administered, the dose should be accurately calculated according to the actual weight of the animal. Each 24 hours, not more than 3 milligrams per pound of body weight should be administered. For a 1,000 pound animal, the maximum daily dose is 3 grams.

GEN515.9 Furosemide (Lasix®) – The maximum plasma concentration of furosemide is 100 nanograms per millimeter. Each 24 hours, the dose should not exceed 500mg. Guidelines: When used, furosemide must be administered intravenously at least four hours prior to competition. Medication report

must be filed with show management as required in GEN503 above.

GEN515.10 Isoxsuprine - Guidelines: When administered, the dose should be accurately calculated according to the actual weight of the animal. Each 24 hours, not more than 1.6 milligrams per pound of body weight should be administered (usually divided in two equal doses given 12 hours apart). For a 1,000 pound animal, the maximum daily dose is 1,600 milligrams, which equals 80 20-milligram tablets. No part of a dose should be administered during the four hours prior to competing. Any medicated feed should be consumed and/or removed at least four hours prior to competing.

GEN515.11 Lidocaine/Mepivacaine - This medication may only be used under actual observation of event management (or designated representative) and/or the official show veterinarian, either of which must sign the medication report form, to aid in the surgical repair of minor skin lacerations which, by their very nature, would not prevent the equine from competing following surgery. Medication report form must be filed with show management as required in GEN503 above.

GEN515.12 Dexamethasone - The maximum permitted plasma concentration is 3.0 nanograms per milliliter at the time of competition. Guidelines: In order to help trainers, owners and their veterinarians achieve compliance with this rule in connection with the therapeutic use of dexamethasone, it should be administered in accordance with the guidelines below. These guidelines include several alternative scenarios for dose time and route of administration. Whenever dexamethasone is administered, the dose should be accurately calculated according to the actual weight of the animal.

GEN515.12.1 Alternative Number 1. (2.0 mg or less per 100 pounds IV or IM at 12 or more hours before competition). Each 24 hours, not more than 2.0 milligrams of dexamethasone injectable solution per 100 pounds of body weight should be administered intravenously or intramuscularly, preferably less. For a 1,000 pound animal, the maximum daily intravenous or intramuscular dose of dexamethasone injectable solution is 20.0 milligrams, which equals 5.0 milliliters of the injectable solution (4.0 milligrams per milliliter). No part of this dose should be administered during the 12 hours prior to competing. Dexamethasone should not be administered for more than five successive days.

GEN515.12.2 Alternative Number 2. (0.5 mg or less per 100 pounds IV at 6 or more hours before competition). Each 24 hours, not more than 0.5 milligram of dexamethasone injectable solution per 100 pounds of body weight should be administered intravenously, preferably less. For a 1,000 pound animal, the maximum daily intravenous dose of dexamethasone injectable solution is 5.0 milligrams, which equals 1.25 milliliters of the injectable solution (4.0 milligrams

per milliliter). No part of this dose should be administered during the six hours prior to competing. Dexamethasone should not be administered for more than five successive days.

GEN515.12.3 Alternative Number 3. (1.0 mg or less per 100 pounds orally at 6 or more hours before competition). Each 24 hours, not more than 1.0 milligram of dexamethasone powder per 100 pounds of body weight should be administered orally, preferably less. For a 1,000 pound animal, the maximum daily oral dose of dexamethasone powder is 10.0 milligrams, which equals one packet of dexamethasone powder (10.0 milligrams per packet). No part of this dose should be administered during the 6 hours prior to competing. Any medicated feed should be either consumed or removed at least six (6) hours prior to competing. Dexamethasone should not be administered for more than five successive days.

GEN515.13 Methocarbamol - The maximum permitted plasma concentration of methocarbamol is 0.5 micrograms per milliliter. Guidelines: Whenever methocarbamol is administered, the dose should be accurately calculated according to the actual weight of the equine. Each 24 hours, not more than 5.0 mg per pound of body weight should be administered, preferably less. For a 1000 pound animal, the maximum dose each 24 hours is 5.0 grams, which equals ten 500 milligram tablets or 50 cc of the injectable (100 milligrams per milliliter). No dose should be administered during the 24 hours immediately following the prior dose. No part of a dose should be administered during the 12 hours prior to competing. Any medicated feed must be consumed and/or removed at least 12 hours prior to competing. Methocarbamol should not be administered for more than five successive days.

GEN515.14 Pergolide – This medication is administered to equines that have been diagnosed with Equine Pituitary Pars Intermedia Dysfunction (Cushing’s Disease). Competition equines diagnosed with Cushing’s Disease can request for a Pergolide Therapeutic Use Exemption (TUE) to allow for continuous treatment without withdrawing medication 24 hours before competition. To apply for a TUE the owner/trainer must complete an online Medication Report Form and check the box that you would like to be considered for a Pergolide Therapeutic Use Exemption. If approved for the TUE, the equine can remain on Pergolide with no withdrawal of the drug prior to competition and no need to file a Medication Report Form each time they compete. A TUE is applicable for three years.

GEN516 Administration of these conditionally permitted therapeutic medications does not require that the equine be withdrawn and kept out of competition for a period not less than 24 hours after the medication is administered, nor is there a requirement that a medication report be filed with show management, except when Furosemide (Lasix®) is used

per VIO405.9 or when Lidocaine/Mepivacaine is used per GEN515.11 above.

GEN517 RESPONSIBLE PARTY. The exhibitor, Absolutely Responsible Person and owner (collectively referred to as “Responsible Parties”) are each responsible for an equine’s condition, presumed to know all ABRA rules and regulations and are eligible for disciplinary sanctions for violation of ABRA rules and regulations according to ABRA’s disciplinary procedures.

GEN517.1 The exhibitor, Absolutely Responsible Person and owner (collectively referred to as “Responsible Parties”) are each responsible for a equine’s condition, presumed to know all ABRA rules and regulations and are eligible for disciplinary sanctions for violation of ABRA rules and regulations according to ABRA’s disciplinary procedures.

GEN518 An individual is an Absolutely Responsible Person if:

GEN518.1 he/she designates himself/herself on the entry blank as exhibitor, or authorizes another to designate him/her as exhibitor on the entry blank;

GEN518.2 he/she signs the entry blank on behalf of himself/herself or another, or causes an agent or representative to sign it;

GEN518.3 he/she physically participates in the event by riding or showing the equine; or

GEN518.4 he/she is the actual trainer, having presented or caused to be presented the equine at the show grounds for exhibition.

GEN519 Both the exhibitor designated on the entry blank and one having actual possession of the equine while physically participating with the equine in the event are conclusively presumed to be authorized by the owner to execute all documents, necessary or convenient, to allow the equine’s participation in an ABRA-approved event, including documents pertaining to drug testing and the use of Lasix®. If an individual is prevented from performing his/her duties, including absolute responsibility for the condition of the equine, by illness or otherwise, or is absent from the show, he/she shall immediately notify the show secretary, and appoint a substitute, and such substitute shall place his/her name on the entry blank. The exhibitor and owner acknowledge an exhibitor represents the owner in regard to his/her equines entered in an approved show.

GEN520 Upon request of show management or ABRA representative, every Responsible Party shall:

GEN520.1 permit examination of a equine for determination of the presence of prohibited surgery, mechanical device, artificial appliance, foreign drug or substance;

GEN520.2 permit examination of a equine for determination of normal tail function; and

GEN520.3 permit a specimen of urine, saliva, blood, hair or other substance to be taken for testing.

GEN520.4 Refusal to comply with such request shall constitute grounds for immediate disqualification of the equine from further participation at the show, the equine being barred from participation in future ABRA-approved events or shows for such period as determined by the Executive Board or other appropriate committee and suspension of the Responsible Party's ABRA membership.

GEN521 ABSOLUTE RESPONSIBILITY: ABRA rules pertaining to prohibition of drugs provide for absolute responsibility for a equine's condition by an exhibitor, trainer, or Absolutely Responsible person or Responsible Party as affirmed by ABRA rules, whether or not such person was actually instrumental in, or had actual knowledge of, the administration of such drug, thereby making such person eligible for possible disciplinary action upon proof of the presence of such drug by laboratory analysis. This rule of procedure for disciplinary action pertains to drug or surgical alteration cases in regard to notice, hearing and effect of suspensions or other sanctions, but burden of proof and presumptions as contained in said drug or surgical alteration rules specifically govern such cases.

GEN522 An owner or lessee of a registered American Buckskin Registry Association equine may be held responsible for the actions of all third parties in whose care the owner or lessee places his/her equine, including, but not limited to, trainers, agents, representatives, exhibitors and employees. When such third party is convicted of a violation of ABRA rules involving an owner or lessee's equine, or if an owner or lessee acquires personal knowledge of such rule violation by the third party, the owner or lessee is responsible to take such prompt and reasonable action as to protect his/her equine. An owner or lessee may be disciplined in accordance with the rules contained herein, including the enhancement of penalty rule, for failure to take such prompt and reasonable action.

GEN525 TESTING BY ABRA OR STATE GOVERNMENT. All drug testing of ABRA-approved events will be done under the direction of the ABRA designated representative unless the show is being conducted in a state whose government has established drug testing procedures. Those shows that are tested by the ABRA will be selected at random by the ABRA office, however, the show management of any ABRA event can request that a show be tested if show management agrees to be responsible for the cost associated with the testing. Any drug testing performed at the request of show management will be conducted by the designated show management representative.

GEN526 LABORATORY INTEGRITY. It shall be presumed that the sample of urine, saliva, blood or other substance tested by the laboratory to which it was sent is the one taken from the equine in question, that its integrity has been preserved,

and that all the procedures of the collection and preservation, transfer to the laboratory, analysis of the sample and report received from the laboratory pertaining to the equine in question is presumed to be accurate and correct reflections of the condition of the equine during the show in which the equine was entered. The burden will be on the responsible or involved parties to rebut the aforesaid presumption in a hearing conducted by the Association's Executive Committee or its appointed committee.

GEN527 REQUEST FOR SPECIMEN. A request by the ABRA representative or its designee to take a specimen of urine, saliva, blood or other substance for testing shall not be refused by any person. Refusal to comply with such a request will constitute grounds for immediate disqualification of an equine from further participation in the show and will also be considered a positive drug test for purposes of this rule. Artificial induction of urination is at the option of the owner/agent.

GEN528 COOPERATION WITH ABRA REPRESENTATIVE. Cooperation with the ABRA-approved veterinarian and/or his agents and/or Association representative shall include, but not be limited to:

GEN528.1 Taking the equine immediately to the location selected by the appointed veterinarian and/or his agents for testing the equine and present it for testing and presenting the registration certificate or a photocopy for the veterinarian's report.

GEN528.2 Assist the veterinarian and/or his agent in procuring the sample promptly including but not limited to: removing equipment from the equine, leaving it quietly in the stall and avoiding distractions to it. Schooling, lengthy cooling out, bandaging and other delays of this type may be construed as non-cooperation.

GEN528.3 Polite attitude and actions toward the veterinarian and/or his agents and/or Association representative.

GEN529.4 Failure to cooperate will be considered a refusal.

GEN530.1 EQUINES SUBJECT TO EXAMINATION. Equines in competition at any ABRA sponsored or approved event or event held in conjunction with an ABRA-approved show, whether or not event is approved by ABRA, are subject to examination by a licensed veterinarian or an Association representative who must be approved by the ABRA. The examination may include positive identification, physical saliva, urine, blood tests, or other tests or procedures at the discretion of said licensed veterinarian necessary to effectuate the purposes of this rule. Said veterinarian may examine any or all equines in the class(es) in a show, or any equine entered in any class, whether in competition or not, or any equine scratched or withdrawn or which simply fails to appear for competition, by any other exhibitor within 24 hours prior to the class for which it has been entered. An

equine which has been withdrawn from competition may be administered a prohibited substance provided the prohibited substances is declared to show management prior to a requested drug testing.

GEN530.2 TEMPORARY SUSPENSION. At such time as the ABRA receives written notification of a positive drug test involving a violation of the rule, all “responsible parties” will immediately be placed on temporary suspension and denied all privileges of the Association, pending hearing on the matter. The ABRA will mail written notification of this action to the responsible parties and will also give notification via the telephone when possible. Any responsible party will be charged a \$400 restitution upon receipt of notice to ABRA of a positive drug test.

GEN530.2.1 Post Bond. Each responsible party may post a \$500 bond at which time that party will be allowed to participate in all ABRA events and activities until such time as a hearing is held.

GEN530.2.2 Certified Check. The \$500 bond must be in the form of a certified check or money order made payable to the ABRA. The bond will become effective at such time as it is received in the ABRA office.

GEN530.2.3 Bond Returned. If it is determined after the hearing that there has been no violation of this rule, the \$500 bond will be returned. If it is determined after the hearing that there has been a violation of this rule, the \$500 bond will be automatically forfeited to the ABRA. This bond forfeiture is in addition to any other penalties or disciplinary action that may be taken against the responsible or involved parties.

GEN530.3 EQUINE SUBJECT TO PENALTIES. The equine involved, as well as the responsible or involved parties, may be subject to, but not limited to the following penalties where appropriate:

GEN530.3.1 Barred. Barred from competition.

GEN530.3.2 Forfeiture. Forfeit awards, and/or monies, and/or points and/or placings.

GEN530.3.3 Certificate Relinquishment. Relinquishment of the equine’s registration certificate to the Association for a specific period of time. Although ownership of such equine may, thereafter, be transferred to another party, the transfer of ownership will not dissolve or shorten the terms of disciplinary action.

GEN530.3.4 Penalties or fines.

GEN530.3.5 Suspension.

GEN600 SHOW PROTESTS

GEN601 A protest may be made to a Show Committee by an exhibitor, an agent, a trainer, or the parent of a Youth exhibitor who is a current ABRA member, for violation of ABRA rules. It must be in writing and:

GEN601.1 Signed by the protester,

GEN601.2 Addressed to the Secretary of the Show at which the violation occurred,

GEN601.3 Accompanied by a deposit of \$50.00 (fifty dollars) and,

GEN601.4 Received by a member of the Show committee, the Show Manager or the Show Secretary within 48 hours of the alleged violation.

GEN602 A Show Committee receiving a protest shall promptly hold a hearing and obtain from witnesses, entry blanks and other sources, all necessary information and evidence; all persons directly concerned shall be notified and given the opportunity to appear. If the protest is sustained, the deposit shall be returned to the protester; if not sustained, the deposit shall be forfeited to the show.

GEN603 In the event a Show Committee cannot reach a decision in regard to a protest, the protest must be referred to the American Buckskin Registry Association Board of Directors and accompanied by the \$50.00 (fifty dollar) protest deposit. If the Board sustains the protest, the deposit shall be returned to the protester; if the protest is not sustained, the fee shall then accrue to the Association.

GEN604 A protest may be made directly to the American Buckskin Registry Association Board of Directors by an official of a show or by an ABRA Board Member for violation of ABRA rules. It must be in writing, signed by the person making the charge addressed to the ABRA Board of Directors and mailed to the ABRA executive secretary within 48 hours of the alleged violation.

GEN605 A protest must state the full name and address of the accused and contain a complete and definite statement of the acts which constitute the alleged violation. Precise details regarding a violation of the rules are necessary. The maker must be prepared to substantiate the protest by personal testimony or by sworn statements, witnesses or other evidence. The American Buckskin Registry Association may investigate any protest or charge; may intervene in any protest and present evidence concerning any protest or alleged violation at its discretion.

GEN606 SHOW MANAGEMENT RESPONSIBILITY ON PROTESTS

GEN606.1 In the event that a equine of questionable color is entered in any approved ABRA class, the Show Management shall act as follows:

GEN606.2 Ask to see the ABRA registration certificate of the equine in question.

GEN606.3 If the equine cannot provide proof of registry with ABRA and there is strong doubt as to his/her eligibility on the basis of color, the Show Management may excuse the equine from the class and refund all entry fees.

GEN606.4 If the equine produces a valid certificate of registry with ABRA then he/she must be allowed to participate and receive awards for said class or classes.

GEN606.5 A written protest is to be made concerning the equine involved, complete with details as to color, sex, registration number, owner's name and address, and presented to the Secretary of ABRA for further investigation.

GEN650 MEDIA. Attendance at an ABRA-approved event, in whatever capacity, shall constitute authorization for ABRA, its agents, designees, or assigns to photograph, video tape, televise, post to the web or record by other means (hereinafter referred to as "photographic material") any person or animal on the premises of a ABRA-approved event, and shall further constitute authorization for the use of such person's name, voice and biography, or the name, pedigree and performance record of any animal on the premises (hereinafter referred to as "related information") in conjunction with any photographic material.

GEN655 WORLD SHOW. The Board of Directors of the American Buckskin Registry Association shall have the sole authority to dictate the rules and location of the annual ABRA World Show, even though, in some instances, the rules might vary from the established show and contest rules and regulations as set forth in this handbook. ABRA World Show points will be included for Honor Roll points.

REGISTRATION RULES (REG)

REG101 The Bylaws and Rules affecting registration of Buckskin, Dun, Red Dun, Grulla, Perlino with dun factor, Dunalino equines and inclusive of equines with Champagne/Pearl genes (that meet the ABRA coat color requirements), miniature equines, ponies, draft horses, and mules shall be subject to change only by the Board of Directors. Any time the word "Buckskin" is used in this handbook in reference to any rule or regulation, it shall include all of the equines, draft horses, miniatures, ponies and mules eligible for ABRA registration.

REG102 AMENDMENTS

REG102.1 These Rules and Regulations, except those pertaining to registration of an equine, may be amended at any time by change, addition, or repeal by majority vote of the Board, but only after proposal of specific amendment shall have been submitted to an appropriate committee for study and report, or by the unanimous vote of the Board without such committee reference.

REG103 REGULAR REGISTRY

REG103.1 As of January 1, 2020, All equines will be registered into the Regular Registry, if they meet ABRA Color Requirements, and will also become eligible to be awarded a High Producing Certificate. For a small fee, a Tentative or Permanent Registration certificate will be reprinted to reflect Regular Registry on the replacement certificate.

REG103.2 A weanling work order will be issued to any equine registered prior to it's yearling year of birth for the purposes of exhibition and ownership except in the Buckskin Bred Registry where a weanling shall receive a certificate of registration, however; weanlings shall not be awarded points in either registry.

REG103.3 Current weanling work orders must be promoted to Regular Registry during the year of their yearling birthday.

REG103.4 Updated photos must be received by July 31st of their yearling year to avoid the replacement certificate fee.

REG103.5 Applications received in the office after July 31st will incur a fee to be entered into the ABRA Regular Registry.

REG104 BUCKSKIN BRED PROGRAM (BBP)

REG104.1 Any equine found ineligible for regular registration within ABRA may qualify for the Buckskin Bred Program provided parentage can be verified, conformation requirements are met, and color qualifications can be proven as follows:

REG104.1.2 In order to be eligible for the BBP Program an equine must have an individual in their pedigree that meets ABRA Regular Registry guidelines within the Fourth Generation. This would include Sire, Grand Sire, Great Grand Sire, Great Great Grand Sire or Dam, Grand Dam, Great Grand Dam, Great Great Grand Dam.

REG104.1.3 A Complimentary Sire, Grand Sire, Great Grand Sire, Great Great Grand Sire or Dam, Grand Dam, Great Grand Dam, Great Great Grand Dam, that meets the ABRA Regular Registry guidelines and is not currently registered with ABRA can be considered; however, at least one of following must be registrable in the ABRA Regular Registry to qualify; Sire, Grand Sire, Great Grand Sire, Great Great Grand Sire or Dam, Grand Dam, Great Grand Dam, Great Great Grand Dam.

REG104.2 Equines with basecoats recognized within the ABRA Regular Registry guidelines who possess white markings outside of the current ABRA illustration (Paints, Pintos, Appaloosas, Quarter Horses, etc) may be registered under the Hardship Clause (REG124) and allowed to show within the Buckskin Bred Program. Hardship and registration fees will apply.

REG105 BUCKSKIN BRED PROGRAM (BBP) REQUIREMENTS:

REG105.1 The owner must supply four (4) color photographs (front, back, and each side of the equine) along with the BBP Application for Registration. See REG115

REG105.1.2 All documents, photographs, etc become property of ABRA.

REG105.3 Equine registered in the Buckskin Bred Program will be eligible to exhibit in any BBP classes offered at an ABRA-approved event provided that the owner and exhibitor have met the membership requirements for exhibition.

REG105.4 Concurrent ABRA Regular Registry or Buckskin Bred Program classes see SHW800.2.

REG106 MULES

REG106.1 ABRA registers mules in a separate section of the Regular Registry and Buckskin Bred Registry, whichever criteria they meet for registration. At the discretion of show management Mules may run their classes concurrently with equines, but will be judged separately and shall follow the rules as set forth in the NASMDA Rules and Regulations for their breed.

REG107 MINIATURE EQUINES AND PONIES

REG107.1 ABRA registers Miniature equines and ponies in a separate section of the Regular Registry and Buckskin Bred Registry, whichever criteria they meet for registration. Miniature equines and Ponies may not compete in equine classes. Ponies may not compete in Miniature equines classes. Miniature equines may not compete in Pony classes. Miniature equines and ponies are eligible for the ABRA Recreational Riding Program in Driving and Obstacle Course events. All shall follow the rules as set forth in the POA, AMHA or AMHR Rules and Regulations for their breed as applicable. (See Miniature Equine/Pony section)

REG108 ACCEPTABLE TYPE AND CONFORMATION:

REG108.1 An ABRA equine is found in all types of equine and for this reason all types are eligible for registration. ABRA registers light horses, draft horses, mules, ponies, and minis. Separate registries exist for each breed type. An ideal Buckskin is that equine which most closely represents the ideals of its particular breed type.

REG108.2 ABRA registers light equines. Equines are typically 56 inches (14–16 hands (1.42–1.63m) at four (4) years of age.

REG108.3 ABRA registers Miniature equines, Ponies and Mules in a separate section of the registry. Miniature equines, Ponies and Mules may not compete in equine classes, but they will follow the rules and regulations as set forth in the equine section for their respective classes.

REG108.4 Miniature equines measuring 38" or less at the last mane hair will be put in the Miniature Equine Division.

REG108.5 Equine under 56" (14 hands) at the wither will be put in the Pony Division.

REG108.6 Draft horses are usually 16–18 hands (1.63–1.83m).

REG108.7 All other rules will apply unless stated otherwise. Any time the word 'Equine' is used in this handbook in reference to any rule or regulations, it shall include all equines, draft horses, miniature equines, ponies and mules.

REG109 AGE OF AN EQUINE

REG109.1 The age of an equine shall be computed by the calendar year starting on January 1 of the year foaled, i.e., it is a weanling during the calendar year in which foaled, regardless of the time of year foaled; a yearling during the

first calendar year following its foaling date. For example: An equine foaled anytime in 1960 was considered to be one (1) year old on January 1, 1961.

REG110 MEMBER REGISTRATION NAME

REG110.1 The name of an individual applying for registration of an equine shall be the same name as that appearing on the membership card. In the event the name appearing on the application form differs from that name appearing on the membership card, then an additional membership will be required or a non-membership payment will be charged.

REG111 BREEDER

REG111.1 The breeder of an equine shall be the owner of the dam at the time of service, except when a mare is held under lease, in which event the certificate of registration shall show the lessee breeder as the breeder.

REG112 BREEDER'S CERTIFICATE

REG112.1 Applications submitted on all animals for registration must have a breeder's certificate signed by the owner of the sire and the owner of the mare (at time of service), IF PEDIGREE IS TO BE LISTED AS PROVEN. If proof of pedigree is not furnished, the pedigree given will be listed as "unproven" or "unknown". All foals sired or produced by ABRA registered stallions or mares MUST have a signed breeder's certificate or foal will not count towards that stallion's or mare's Permanent certificate.

REG112.2 A mare served by more than one stallion during the season must have a breeder's certificate signed by the owner of each stallion's dates of services.

REG113 NAMING AN EQUINE

REG113.1 Each equine offered for registration must be given a name not to exceed twenty (20) letters, including spaces and punctuation marks, which does not conflict with the name of any other registered animal in ABRA. Upon registration, a registration number shall be given. If an equine is registered in another association under a certain name, that name must be used with ABRA when applying for registration.

REG113.2 The use of a letter (initial) preceding or following a name will be allowed. Where an initial is used in the middle of a name, it shall be preceded and followed by a space. An apostrophe is the only punctuation permitted in a name. The use of a number preceding a name shall not be allowed.

REG114 CHANGE OF NAME

REG114.1 The name of an ABRA Regular Registry or Buckskin Bred Program equine may be changed only if the animal has NO registered get or produce AND has NEVER performed or shown in an approved show. The fee for changing the name is listed in the fee schedule of this handbook.

REG115 REGISTRATION PHOTOS

REG115.1 Four (4) clear, natural color photographs taken outdoors in natural light must accompany each application for registration. These must show completely, the front, sides

and hind views of the animal. All white markings must be shown completely and clearly.

REG115.2 Additional photos of any Dun factor markings or brands are recommended.

REG115.3 Enhanced photos or photos of body-clipped equines are not acceptable.

REG116 PROOF OF PEDIGREE

REG116.1 When registering an equine that is already registered in some other recognized breed registry, you may send a copy of the other registration certificate for our files instead of a breeder's certificate. (Example: If your Buckskin is already registered in the American Quarter Horse Association, the breeder's certificate will be on file in that office and not available to send to ABRA. In this case you may send a copy of your AQHA certificate in its place.)

REG116.2 When registering an equine with unknown parentage, ABRA will indicate the pedigree is "Unknown" on the certificate of registration. For miniature equines, measurement to the last mane hair must be performed by an AMHA or AMHR steward to ascertain height under 38" at the last mane hair.

REG116.3 If the miniature equine is under three (3) years of age, the equine must be measured by an AMHA or AMHR steward and certified to be 38" or under at age three (3). One of the photos submitted for registration will be placed on the certificate for identification purposes and an additional fee will be assessed for this purpose.

*Requires signature of approval by a current member of the ABRA Board of Director following inspection.

REG117 ELIGIBLE COLORS FOR REGISTRATION

REG117.1 There are many variations in the colors and for this reason we insist on eight clear, color photographs taken outdoors, in natural light to determine eligibility. Many times these equines will be found to have a fringe of cream, dun or grulla color hairs along the edge of the mane and at the base of the tail. No equine that exhibits Gray or Roan characteristics, even though they may possess dun factor markings, is eligible for registration. One or more primitive markings must accompany the dorsal stripe to qualify for registration.

REG117.2 BUCKSKIN: Body coat some shade of tan, from very light (cream) to very dark (bronze). Points (mane, tail, legs and ear frames) are black or dark brown and will never have zebra stripes on the legs.

REG117.3 DUN: Body coat some shade of tan, from very light (cream) to a dull or smutty brown (earth tone). Points, dorsal stripe, zebra stripes and other dun factor markings may be black or brown. The mane and tail will always be black. The dorsal stripe must run the entire length of the topline. One or more primitive markings must accompany the dorsal stripe to qualify for registration.

REG117.4 RED DUN: Body coat ranges from pale red to gold or light tan. Mane and tail are any shade of red to cream, even appearing flaxen. Points, dorsal stripe, zebra stripes and other dun factor markings are red to reddish brown. The dorsal stripe must run the entire length of the topline. One or more primitive markings must accompany the dorsal stripe to qualify for registration.

REG117.5 GRULLA: (Grew-ya) Body coat slate colored from light blue gray to a mousey shade of gray. Points, dorsal stripe, zebra stripes and other dun factor markings are black. The head may appear black or very dark brown. The dorsal stripe must run the entire length of the topline. One or more primitive markings must accompany the dorsal stripe to qualify for registration.

REG117.6 DUNALINO: Body coat shades of tan from very light to very dark gold color with white or frosted mane and tail. Points, dorsal stripe, zebra stripes and other dun factor markings may be black or brown. The dorsal stripe must run the entire length of the topline. One or more primitive markings must accompany the dorsal stripe to qualify for registration.

REG117.7 PERLINO WITH DUN FACTOR: Body coat shades of cream with pink skin and (usually) blue eyes. Mane, tail, legs are darker than their coat color in shades of red, coffee or tan. Points, dorsal stripe, zebra stripe and other Dun Factor markings may be reddish to brown. The Dorsal stripe must run the entire length of the topline. One or more primitive markings must accompany the dorsal stripe to qualify for registration.

REG117.8 CHAMPAGNE/PEARL: Equines that have Champagne/Pearl characteristics will be considered for Regular Registry if they visually meet the coat color requirements of a Buckskin or Dun

REG118 CHALLENGE PROCEDURE ON COLOR ELIGIBILITY (INDIVIDUAL PROTEST).

REG118.1 Should a current individual member wish to file a formal protest regarding a equine's color eligibility, that individual must:

REG118.1.1 Notify the ABRA office in writing of such protest being specific as to color, sex, owner's name, equine's name and reason for protest.

REG118.1.2 Submit a \$50.00 (fifty dollar) protest fee which is non-refundable should the ABRA Board of Directors not uphold the protest.

REG118.4 Upon written notification to ABRA on questionable color eligibility, the ABRA office shall ask the owner for an updated set of photographs in addition to any acceptable forms of supportive documentation the owner may possess. These photos shall be examined by the ABRA Board of Directors and, should reasonable doubt remain as to an equine's eligibility, a disinterested inspector will be assigned

to conduct an individual inspection of the animal in question. If the Board determines that the equine no longer meets the color criteria, the equine will be transferred to the Buckskin Bred registry if otherwise eligible and a Buckskin Bred Registration Certificate will be issued to the current owner. Acceptable forms of supportive documentation are:

REG118.4.1 Color photos taken outside in natural light.

REG118.4.2 Equine coat color genetic test results from an ABRA-approved laboratory.

REG118.5 In the above case, the equine's owner may request a review of the decision by filing a \$100.00 (one hundred dollar) consideration fee and provide additional support to prove the equine's color eligibility. In the review, if the Board finds in favor of the owner of the equine, the \$100.00 (one hundred dollar) fee will be refunded and the certificate of Regular Registry shall remain in effect. If not, the consideration fee shall not be refundable.

REG119 MARKINGS. DESCRIPTIONS OF MARKINGS:

REG119.1 SNIP: A snip is any marking, usually vertical, between the nostrils.

REG119.2 STAR: A star is any marking on the forehead.

REG119.3 STRIP: A strip is a narrow marking extending vertically in the area between the forehead and the nostrils.

REG119.4 BLAZE: A blaze is a broader vertical marking extending the length of the face.

REG119.5 STAR AND STRIP: A marking on the forehead with a strip to the nasal peak. The strip does not have to be an extension of the star.

REG119.6 STAR, STRIP and SNIP: A marking on the forehead with a narrow extension of the nasal peak and opening up again between the nostrils.

REG119.7 BALD FACE: A bald face is a very broad blaze. It can extend out and around the eyes and it can extend down to the upper lip and around the nostrils.

REG119.8 CORONET: A coronet is any narrow marking around the coronet above the hoof.

REG119.9 HALF PASTER: A marking which includes only half the pastern above the coronet.

REG119.10 PASTER: A marking which includes the entire pastern.

REG119.11 SOCK: A sock is a marking which extends around the leg, from the coronet halfway up the cannon bone, or halfway to the knee on the foreleg or halfway to the hock on the back leg.

REG119.12 STOCKING: A stocking is a full marking to the area of the knee on the foreleg and to the area of the hock on the hind leg. It is an extended sock.

REG119.13 Blue eyes, white sclera in eyes, striped hooves and white hooves are not discriminated against in ABRA.

REG120 WHITE MARKINGS

REG120.1 The diagram found in this Handbook is an approximate illustration of white markings that are considered acceptable traits. The American Buckskin Registry Association does not register equines with distinct white coat patterning in the Regular Registry but does allow such coat patterns to be considered in the Buckskin Bred Program.

REG120.2 A line parallel with the ground drawn around the front leg at the point halfway between the point of the elbow (the center of the olecranon tuberosity or proximal epiphysis of the ulna) and the protrusion on the back of the knee (the accessory carpal bone or lateral styloid process).

REG120.3 A line parallel with the ground at the center of the gaskin on the hind legs. (The center of the gaskin shall be defined as an imaginary point on the front of the gaskin equidistant between the stifle joint and the center of the hock.) The top point of reference to be the bony protrusion on the inside (medial) of the stifle region (technically known as the medial condyle of the tibia) and the most prominent bony protrusion at the top and inside of the hock (technically known as the medial malleolus of the tibia).

REG120.4 A line around the equine's neck immediately behind the poll and through the midpoint of the throat latch.

REG120.5 For determining the above defined marking limitations, an inspection of an equine, including an equine in a standing position, may be deemed necessary conducted from any angle or distance from the equine, and the person conducting the inspection.

REG120.6 Quarter Horses, Paints, Appaloosas, and Pintos with white markings beyond the approximate illustration found in this Handbook may be eligible for the BBP by submitting a registration application, registration fee and a hardship fee. See REG104 and REG105

REG121 ELIGIBILITY

REG121.1 A Paint, Pinto, or Appaloosa is eligible for registration in the Regular Registry provided the equine's markings comply with the illustration of white markings found in this Handbook.

REG121.2 An equine whose body coat is of a color other than buckskin, dun, red dun, grulla, dunalino, perlino dun, and champagne are not acceptable even though they may possess dun factor markings. No equine that exhibits Gray or Roan characteristics/genes, even though they may possess dun factor markings, is eligible for registration.

REG121.3 An equine found ineligible for ABRA Regular Registry may be registered into the Buckskin Bred Registry, See rule REG105.

REG122 DUPLICATE CERTIFICATE

REG122.1 A duplicate certificate is a new registration certificate issued when the original has been lost or destroyed. It is issued when sufficient proof of loss and proper identification of the equine has been submitted to ABRA. The ABRA may issue a new duplicate registration certificate if the current recorded owner files the proper affidavit duly notarized, completed in all respects and stating the circumstances under which the original certificate was lost or destroyed and pays the required fee. Such affidavit is to be accompanied by four current photographs of the animal showing both sides, front and rear views

REG123 EMBRYO TRANSFER

REG123.1 In regard to an equine foaled by a mare which is not its genetic dam, but transferred to her by an embryo transfer technique, said offspring is eligible for registration provided it meets all the ABRA rules and regulations of registration. Applications submitted on all animals for registration must have a breeder's certificate signed by the owner of the sire and owner of the mare (at the time of service) OR a copy of a registration certificate from another approved registry, if the pedigree is to be listed as proven. If proof of pedigree is not furnished, pedigree given will be listed as "not proven" or "unknown".

REG124 HARDSHIP CLAUSE

REG124.1 The Board of Directors shall have the authority to declare eligible for registration any stallion, mare, or gelding worthy of eligibility even though it may be lacking in some of the normal registration requirements.

REG124.2 Application for acceptance under this provision shall be made using the regular registration

REG124.3 The "Hardship Clause" fee is in addition to all other fees, and it is not refundable regardless of the Board's decision.

REG124.4 A majority vote by the current Board of Directors is required to grant a hardship designation.

REG125 BREEDING LEASE

REG125.1 When a stallion is bred under lease or partnership agreement, or a mare held under a lease or in partnership, and such lease or partnership agreement is filed with ABRA, then the signature of the record owners of the lessee shall be recognized, unless such lease or partnership agreement expressly limits the right of the owner, partner, or lessee to execute breeder's certificates. Any such limitation must be clear and unambiguous.

REG126 RETIREMENT OF RECORDS

REG126.1 The records of any equine that reaches an age of thirty (30) years will be retired unless the ABRA is notified on an annual basis that the equine is still alive.

REG127 STALLION BREEDING REPORTS

REG127.1 ABRA does not require the filing of a Stallion Breeding Report.

REG128 TRANSFER OF OWNERSHIP

REG128.1 Any seller (owner of record at time of sale) shall have the responsibility for completion of the written transfer in its entirety, on form acceptable to the ABRA, and for delivery of it to the ABRA. The seller shall be responsible for completion of the transfer, including correct name and registration number of the equine, date of sale, name and address of buyer, and signature and address of seller, and shall deliver the transfer form, along with the registration certificate, or weanling work order, and required fee to the ABRA along with any other documents required to complete the transfer of ownership to the current owner.

REG128.2 Should an owner of a Regular Registry or Buckskin Bred Program equine sell an equine and fails to complete the transfer form and this fact is established, the seller will be subject to disciplinary action by the Board of Directors and such violations shall be published.

REG129 AUCTION SALE

REG129.1 In the event an equine is sold through an auction, the seller may deliver to the management of the auction the registration certificate, along with transfer report properly completed as to the name and registration number of the equine being sold, the signature and address of the seller, the date of sale and the name and address of the auction to which the equine is consigned. The auction representatives may be instructed by the seller to obtain the name and address of the buyer and to send the registration certificate, the completed transfer form and required fee to the ABRA on the seller's behalf. Ultimate responsibility for completion and delivery to ABRA of the transfer report and required transfer fee, along with any other documents required to complete the transfer, shall continue to remain with the seller.

REG130 ARTIFICIAL INSEMINATION

REG130.1 Any stallion owner failing to comply with the requirements listed below may be subject to disciplinary action by the ABRA Board.

REG130.2 If, in the opinion of the ABRA Board, there is justifiable cause to question parentage of a foal resulting from artificial insemination, the Board may require the foal, sire, or dam to be blood typed if a pedigree is to be shown on the registration certificate. The results of this test, together with such other information as may be available, may be taken into consideration by the Board in its determination of the foal's parentage as recognized by the ABRA. Such blood typing shall be done by an organization approved by ABRA at the expense of the foal owner.

REG131 SURRENDER OF CERTIFICATE

REG131.1 If a Regular Registry or Buckskin Bred Program

equine is found to no longer be color eligible, the owner is required to return the original registration certificate to the ABRA immediately or face disciplinary action.

REG131.2 The owner of any registered animal which dies, is sold, or disposed of without papers, shall notify the Association of the fact and surrender the appropriate registration certificates to the ABRA for proper notation. If requested, the canceled certificate will be returned to the owner.

REG132 FRAUDULENT PRACTICES

REG132.1 No person shall represent any equine owned or managed by him/her to be registered unless the same be registered.

REG132.2 All information furnished to the ABRA as a basis for any action by the Association or any of its officers with respect to an equine must be true and correct to the best of the information and belief of the informant.

REG132.3 No person shall attempt to alter the color of the forelock, mane, tail, body or markings of an animal at any time by the use or application of any materials such as dyes, bleaches, etc.

REG132.4 No person, firm, partnership or corporation shall issue, sell, exchange, give away or receive or offer to do any thereof, any false or fraudulent certificate, representing the same to be a genuine official certificate issued by ABRA.

REG132.5 No person shall advertise or enter in any approved ABRA event, or competition, an animal registered with ABRA, by a name other than that by which it is registered.

REG132.6 No change in or alteration of a certificate of registration required by the Association shall be made except by the Association or its official representative, by reason, of change in color or markings, mistakes or the like; nor shall any person display or advertise or have in his/her possession any such certificate that has been changed or altered otherwise than by the Association or on its authority.

REG133 VIOLATIONS

REG133.1 No person shall refuse, on reasonable request, to assist the Association, its officers, committees or agents, in locating, identifying and inspecting, or to answer promptly and truthfully any inquiry concerning an animal or an ancestor thereof in his/her ownership or control, which has been registered or listed or for which application to register or list has been made.

REG135 EXHIBITION LEASE. Amateurs, Youth, Non-Pro may show leased equine subject to the following:

REG135.1 The Exhibition lease application form must be accompanied by the lease fee payment, a copy of both sides of the ABRA equine registration papers, a signed authorization letter from the last recorded owner, along with a copy of the owner's ABRA membership card. ABRA will

reduce the thirty (30) day waiting period to fifteen (15) days when accompanied by a rush fee, providing the lessee can show proof the equine is currently under lease with an ABRA recognized breed association;

REG135.2 An official ABRA embossed Amateur or Youth Exhibition Lease acknowledgment will be sent to the named Amateur or Youth. This acknowledgment should be presented to show management with the copy of the equine's registration papers, a copy of the last recorded owner's current ABRA membership card, and the current ABRA amateur membership card, whenever making entries in ABRA amateur classes, and the owner of the equine must be listed on the show entry form as the last recorded owner on the registration papers;

REG135.3 The term of the exhibition lease must be for a minimum thirty (30) day period and will expire on December 31st of that year;

REG136.4 Only one (1) exhibition lease per equine will be recognized;

REG136.5 An exhibition lease does not grant a lessee or lessee's agent authorization to sign breeder's certificate(s), stallion breeding reports, transfers, or registration applications for the equine;

REG136.6 The lessee must be responsible for expenses associated with the care of the equine: boarding, feeding, routine farrier services, and routine veterinary services;

REG136.7 During the term of an Exhibition lease, subsequent changes in ownership will not be recorded until the showing lease is terminated;

REG136.8 During the term of the Exhibition lease, only the lessee and lessee's IMMEDIATE FAMILY may show the equine. The lessee's trainer may also show the equine during the term, but only in Open and Green division classes. During the term of the lease, the equine may be shown by the owner and their immediate family in other classes. Refer to GEN115.

AWD100 AWARDS (AWD)

AWD101 When a new award is established, points may be retroactive to count toward that award dependent upon the decision of the Board of Directors.

AWD102 ABRA OPEN AWARDS

AWD103 ABRA CHAMPION

AWD103.1 The title or term ABRA Champion is hereby from this date and in the future, reserved by the said Association for its express use and awarded to individual stallions, mares and geldings which meet the requirements set out in the following sections.

AWD103.2 At such time as any ABRA Regular Registry or Buckskin Bred Program equine qualifies on points won for the ABRA Championship award, the records will be submitted to the ABRA for approval.

AWD103.3 The title “ABRA Champion” may be awarded to any individual stallion, mare or gelding registered in either the Regular Registry or Buckskin Bred Program, after it has won a total of forty (40) points or more in competition in official shows and contests recognized by the American Buckskin Registry Association, provided:

AWD103.1 that the points have been won in two (2) or more shows and two (2) or more contests and under two (2) or more judges.

AWD103.2 that a Register of Merit has been earned in halter and two (2) Register of Merits have been earned in performance classes from at least two (2) performance categories. Approved Classes, balance in either halter or performance. (The Dun Factor and Buckskin Color class does not count for ABRA Champion points.)

AWD103.4 When the title ABRA Champion is awarded, a proper certificate shall be prepared and forwarded to the owner of the said equine, a proper notation shall be made in other records of the association.

AWD103.5 The registration certificate shall be revoked permanently by the Association if the owner fraudulently advertises, claims or holds forth that his/her certain equine is entitled to the title “ABRA Champion” prior to the title being officially awarded by the Association.

AWD104 ABRA HONOR ROLL

AWD104.1 ABRA will provide an annual Honor Roll award for those equines that have accumulated the highest number of ABRA points in each of the approved events in that calendar year.

AWD104.2 The equine must have earned a minimum of five (5) points in a respective class in that calendar year to be eligible for an Honor Roll award.

AWD104.3 An Award will be given to the top earning equine with fifteen (15) or more points and certificates will be given to the top five (5) equines earning five (5) or more points in each event.

AWD104.4 Additional Honor Roll awards (Champion and Reserve Champion) will be given to the senior equines and the junior equines that have earned the highest number of ABRA points in that calendar year.

AWD104.5 Yearling Longe Line, Yearling In Hand Trail, Two Year Old Longe Line, Hunter In Hand classes and Two Year Old In Hand Trail will be included for Honor Roll points only.

AWD105 ABRA MEDALLION AWARD

AWD105.1 This award has been established to honor those ABRA Regular Registry or Buckskin Bred Program equines that have earned a minimum of one hundred (100) points in any one (1) approved ABRA performance event, also including Halter, Dun Factor and Buckskin Color.

AWD105.2 Those equines earning the basic 100 (one

hundred) points as stated above will receive the ABRA Bronze Medallion.

AWD105.3 Those equines earning two hundred (200) points as stated above will receive the ABRA Silver Medallion.

AWD105.4 Those equines earning three hundred (300) points as stated above will receive the ABRA Gold Medallion Award.

AWD105.6 To qualify, those equines must be entered in approved ABRA shows or classes.

AWD106 ABRA PERFORMANCE VERSATILITY AWARD

AWD106.1 The term or title ABRA Performance Versatility Award is hereby, from this date and in the future, reserved by the said Association for its express use and awarded to individual stallions, mares and geldings which meet the requirements set out in the following sections.

AWD106.2 At such time as any ABRA Regular Registry or Buckskin Bred Program equine qualifies on points won for the Performance Versatility Award, the records of said equine will be submitted to ABRA for approval.

AWD106.3 The title ABRA Performance Versatility Award will be awarded to any individual stallion, mare or gelding registered in either the ABRA Regular Registry or ABRA Buckskin Bred Program equine after it has won a total of one hundred thirty (130) points in competition in official shows and contests recognized by the ABRA, provided:

AWD106.4 That at least eight (8) Register of Merits are earned out of a minimum of five (5) of the eight (8) performance categories.

AWD106.5 That a Superior Award must have been earned in one (1) of the five (5) categories.

AWD107 ABRA REGISTER OF MERIT (ROM)

AWD107.1 The purpose of the ABRA Register of Merit is to establish a record of performance.

AWD107.2 ABRA Regular Registry or Buckskin Bred Program equines are advanced to the Register of Merit when they have won at least ten (10) points in any one (1) event as outlined in the scale of points. To qualify for the Register of Merit, the equine must be entered in approved ABRA shows or classes in one (1) or more of the approved events listed.

AWD107.3 ABRA Register of Merit will be awarded to the Regular Registry and Buckskin Bred Program equine in Halter, Dun Factor, Buckskin Color and all approved performance classes.

AWD108 THE FOLLOWING CLASSES QUALIFY:

- Bareback Equitation#
- Bareback Horsemanship#
- Barrel Racing
- Breakaway Roping
- Cutting
- Dally Team Roping-Heading

- Dally Team Roping-Heeling
- Disciplined Rail English
- Disciplined Rail Western
- Green Hunter Under Saddle
- Green Ranch Cow Work
- Green Ranch Cutting
- Green Ranch Rail Pleasure
- Green Ranch Reining
- Green Ranch Riding
- Green Reining
- Green Ranch Trail
- Green Trail
- Green Western Pleasure
- Green Western Riding
- Hunt Seat Equitation #
- Hunt Seat Equitation Over Fences#
- Hunter Under Saddle
- Hunter Hack
- Hunter In Hand*
- Jumping
- Keyhole
- Pleasure Driving
- Pole Bending
- Ranch Cow Work
- Ranch Cutting
- Ranch Horsemanship#
- Ranch Rail Pleasure
- Ranch Riding
- Ranch Showmanship*#
- Ranch Trail
- Ranch Reining
- Reining
- Showmanship at Halter*#
- Stake Race
- Steer Daubing
- Steer Stopping
- Team Penning
- Tie-Down Roping
- Trail
- Western Horsemanship#
- Western Pleasure
- Western Riding
- Working Cow Horse
- Working Cow Horse (Boxing)
- Working Hunter
- Yearling Longe Line*
- Two Year Old Longe Line*
- Yearling In Hand Trail*
- Two Year Old In Hand Trail*

* Will not count towards any other ABRA awards, other than annual Honor Roll.

Youth or Amateur classes.

AWD109 THE FOLLOWING CLASSES QUALIFY FOR MINIATURE EQUINES OR PONIES:

AWD109.1 Hunter in Hand Over Fences

AWD109.2 In Hand Trail

AWD109.3 Obstacle Driving

AWD109.4 Liberty

AWD109.5 Pleasure Driving

AWD109.6 Country Pleasure Driving

AWD109.7 Western Country Pleasure Driving

AWD110 ABRA SUPERIOR EVENT AWARD

AWD110.1 ABRA Regular Registry or Buckskin Bred Program equine will receive an ABRA Superior Award when they have earned fifty (50) or more points in any one (1) event listed in APPROVED CLASSES and also including Halter, Dun Factor and Buckskin Color. To qualify, ABRA Regular Registry or Buckskin Bred Program equines must be entered in approved ABRA shows or classes.

AWD111 ABRA SUPREME CHAMPION

AWD111.1 The term or title of ABRA Supreme Champion is hereby, from this date and in the future, reserved by the said Association for its express use and awarded to individual stallions, mares and geldings which meet the requirements set out in the following sections.

AWD111.2 At such time as any ABRA Regular Registry or Buckskin Bred Program equine qualifies on points won for the Supreme Champion award, the records will be submitted to the ABRA for approval.

AWD111.3 The title ABRA Supreme Champion may be awarded to any individual stallion, mare or gelding registered in either the ABRA Regular Registry or Buckskin Bred Program equine after it has won a total of eighty-five (85) points in competition in official shows and contests recognized by the ABRA, provided:

AWD111.4 That at least fifteen (15) of the points have been won in halter classes.

AWD111.5 Has won five (5) Grand Championships under three (3) different judges.

AWD111.6 A Register of Merit has been earned in Dun Factor or Buckskin Color classes.

AWD111.7 Balance of points can be won in either halter or performance.

AWD111.8 The equine must earn at least six (6) Register of Merits out of a minimum of five (5) of the seven (7) performance categories.

AWD120 ABRA AMATEUR AWARDS

AWD120.1 Scoring for all Amateur awards are figured on the same point system found in the open section.

AWD120.2 Points are based on an Amateur/equine combination. Points are not transferable.

AWD120.3 When an equine is sold, the new Amateur must qualify for awards.

AWD121 ABRA AMATEUR CHAMPION AWARD

AWD121.1 The title ABRA Amateur Champion will be awarded to any Amateur and their ABRA Regular Registry or Buckskin Bred Program equine which has earned forty (40) points in six (6) or more shows under six (6) or more different judges.

AWD121.2 Ten (10) points must be earned in an Amateur halter class, two (2) Performance ROMs from the approved Amateur classes must be earned in 2 categories, with the remaining points earned in any approved Amateur event.

AWD122 ABRA AMATEUR HONOR ROLL

AWD122.1 ABRA will provide an annual ABRA Amateur Honor Roll award for those amateurs who have accumulated the highest number of ABRA points in each of the approved Amateur events in that calendar year. Points are based on a one Amateur/one equine combination.

AWD122.2 A minimum of five (5) points must have been earned in a respective class during that calendar year to be eligible for an Amateur Honor Roll award.

AWD122.3 An Award will be given to the top earning equine with fifteen (15) or more points and certificates will be given to the top five (5) equines earning five (5) or more points in each event.

AWD122.4 Additional Amateur Honor Roll awards (Champion and Reserve Champion) will be given to the Amateurs who have earned the highest total number of ABRA points in that calendar year.

AWD123 ABRA AMATEUR MEDALLION AWARDS

AWD123.1 This award has been established to honor any amateur and his/her ABRA Regular Registry or Buckskin Bred Program equine which have earned 100 (one hundred) or more points in any one (1) ABRA recognized amateur event.

AWD123.2 An amateur exhibitor/equine combination may receive this title for each separate event in which they have earned 100 (one hundred) points.

AWD123.3 ABRA Regular Registry or Buckskin Bred Program equines earning one hundred (100) points as stated above will receive the ABRA Amateur Bronze Medallion award.

AWD123.4 ABRA Regular Registry or Buckskin Bred Program equines earning two hundred (200) points as stated above will receive the ABRA Amateur Silver Medallion award.

AWD123.5 ABRA Regular Registry or Buckskin Bred Program equines earning three hundred (300) points as stated above will receive the ABRA Amateur Gold Medallion award.

AWD125 ABRA AMATEUR REGISTER OF MERIT (ROM)

AWD125.1 The purpose of the ABRA Amateur Register of

Merit (ROM) is to establish a record of performance and recognize amateurs in halter and performance events.

AWD125.2 An amateur/equine combination will be advanced to the Amateur Register of Merit when they have won at least ten (10) points in any approved ABRA Amateur class.

AWD126 ABRA AMATEUR SUPERIOR EVENT HORSE

AWD126.1 The title ABRA Amateur Superior Event Horse, will be awarded to any amateur/equine combination which have earned fifty (50) or more points in one (1) ABRA recognized amateur event.

AWD126.2 An equine may receive this title for each approved Amateur class.

AWD127 ABRA AMATEUR SUPREME CHAMPION AWARD

AWD127.1 The title ABRA Amateur Supreme Champion will be awarded to any Amateur and their ABRA Regular Registry or Buckskin Bred Program equine which has earned one hundred forty-five (145) points in six (6) or more shows under six (6) or more different judges.

AWD127.2 Fifteen (15) points must be earned in an Amateur halter class.

AWD127.3 One (1) Superior Award in an Amateur Performance event.

AWD127.4 A minimum of eight (8) ROMs from the approved Amateur classes in five (5) of eight (8) amateur performance categories.

AWD127.5 The remaining points may be earned in any approved Amateur event.

AWD128 ABRA AMATEUR VERSATILITY AWARD

AWD128.1 The term or title ABRA Amateur Versatility Award is hereby, from this date and in the future, reserved by the said Association for its express use and awarded to individual ABRA Regular Registry or Buckskin Bred Program equine which meet the requirements set out in the following sections.

AWD128.2 At such time as any ABRA Regular Registry or Buckskin Bred Program equine qualifies on points won for the ABRA Amateur Versatility Award, the records will be submitted to the ABRA for approval.

AWD128.3 The title ABRA Amateur Versatility Award will be awarded and certificate prepared when an amateur and his or her ABRA Regular Registry or Buckskin Bred Program equine have won a minimum of eight (8) Registers of Merit in five (5) of eight (8) amateur performance categories with a Superior Award earned in one (1) amateur event.

AWD128.4 Amateur halter classes are not included in this award.

AWD140 ABRA YOUTH AWARDS

AWD140.1 Scoring for all youth awards are figured on the same point system found in the open section.

AWD140.2 Points are based on a youth/equine combination. Points are not transferable.

AWD140.3 When an equine is sold, the new Youth must qualify for awards on a new equine.

AWD141 ABRA YOUTH CHAMPION

AWD141.1 The title of ABRA Youth Champion will be awarded and certificate prepared when a youth/equine combination have won forty (40) points at six (6) or more shows and under six (6) or more different judges.

AWD141.2 The Halter Mare and Halter Gelding class for youth must be included toward the title of ABRA Youth Champion are to be broken down as follows:

AWD141.3 At least ten (10) Youth Halter points.

AWD141.4 Two (2) Youth Performance ROMs in two (2) categories.

AWD141.5 The balance in either halter or performance.

AWD142 ABRA YOUTH HONOR ROLL

AWD142.1 ABRA will provide annual Youth Honor Roll awards for those youth who have accumulated the highest number of ABRA points nationwide in each of the approved Youth events in that calendar year. Points are based on a one youth/one equine combination.

AWD142.2 A minimum of five (5) points must have been earned in a respective class in that calendar year to be eligible for an Honor Roll award.

AWD142.3 An Award will be given to the top earning equine with fifteen (15) or more points and certificates will be given to the top five (5) equines earning five (5) or more points in each event.

AWD142.4 Additional Youth Honor Roll awards (Champion and Reserve Champion) will be given to the youth who have earned the highest total number of ABRA points nationwide during that calendar year.

AWD143 ABRA YOUTH MEDALLION AWARDS

AWD143.1 This has been established to honor any youth/equine combination which have earned one hundred (100) or more points in any recognized ABRA youth event including halter.

AWD143.2 Those ABRA Regular Registry or Buckskin Bred Program equine/youth combinations may earn this award for each separate event in which they have earned one hundred (100) points.

AWD143.3 Those ABRA Regular Registry or Buckskin Bred Program equine/youth combinations earning one hundred (100) points as stated above will receive the ABRA Youth Bronze Medallion award.

AWD143.4 Those ABRA Regular Registry or Buckskin Bred Program equine/youth combinations earning two hundred

(200) points as stated above will receive the ABRA Youth Silver Medallion award.

AWD143.5 Those ABRA Regular Registry or Buckskin Bred Program equine/youth combinations earning three hundred (300) points as stated above will receive the Youth Gold Medallion award.

AWD144 ABRA YOUTH REGISTER OF MERIT (ROM)

AWD144.1 The purpose of the ABRA Youth Register of Merit is to establish a record of performance and recognize outstanding youth in all approved youth events.

AWD144.2 An ABRA Regular Registry or Buckskin Bred Program equine/youth combination will be advanced to the Youth Register of Merit when they have won at least ten (10) points in any one (1) youth approved class.

AWD145 ABRA YOUTH SUPERIOR EVENT AWARD

AWD145.1 The title of ABRA Superior Youth Award will be awarded to any youth/equine which have earned fifty (50) or more points in any one (1) event from the approved youth events. (An equine/youth combination may receive this title for each separate youth event in which it has earned fifty (50) points).

AWD146 ABRA YOUTH SUPREME CHAMPION

AWD146.1 The term or title of ABRA Youth Supreme Champion is hereby, from this date and in the future, reserved by the said association for its express use and awarded to individual mares and geldings which meet the requirements set out in the following sections.

AWD146.2 At such time as any equine qualifies on points won for the Youth Supreme Champion award, the records of said equine will be submitted to the ABRA for approval.

AWD146.3 The title ABRA Youth Supreme Champion will be awarded to any youth/equine combination which has earned one hundred forty-five (145) points in six (6) or more shows under six (6) or more different judges.

AWD146.4 Fifteen (15) points must be earned in a youth halter class.

AWD146.5 One (1) Superior Award in a youth performance event.

AWD146.6 A minimum of eight (8) ROMs from the approved youth classes in 5 of the 8 categories.

AWD146.7 The remaining points may be earned in any approved youth event.

AWD147 ABRA YOUTH VERSATILITY AWARD

AWD147.1 The term or title ABRA Youth Performance Versatility Award is hereby, from this date and in the future, reserved by the said Association for its express use and awarded to individual mares and geldings which meet the requirements set out in the following sections.

AWD147.2 At such time as any ABRA Regular Registry or Buckskin Bred Program equine qualifies on points won for the ABRA Youth Performance Versatility Award, the records of said equine will be submitted to the ABRA for approval.

AWD147.3 The title ABRA Youth Performance Versatility Award will be awarded and certificate prepared when a youth/equine combination has won a minimum of eight (8) ROMs in 5 of eight (8) youth performance categories with a Superior Award earned in one (1) youth event.

AWD147.4 Youth halter mare and halter gelding classes are not included in this award.

AWD150 SPECIAL ACHIEVEMENT RECOGNITION

AWD150.1 This program has been established to give registered American Buckskin Registry Association equine recognition on their permanent records for outstanding achievements in special events not approved by ABRA.

AWD150.2 In order for results from special events to be accepted as a part of ABRA records, the following criteria must be met:

AWD150.3 The organization sponsoring the event must be national in scope and must apply to the ABRA for approval of an event they deem appropriate to be added to the list of events qualifying for this special recognition;

AWD150.4 The event must be approved by ABRA;

AWD150.5 The event must be open to all breeds of equine;

AWD150.6 The placings and/or standings must be presented to ABRA by the Executive Vice President of the sponsoring organization within 60 (sixty) days following the event.

AWD150.7 After an event has been approved by ABRA as qualifying for this program, placings or standings of registered American Buckskin Registry Association will be placed on that equine's show record only if it placed first or second at that event or won ten thousand dollars (\$10,000) or more in one (1) approved event at one (1) contest.

AWD150.8 Events which are currently approved as Special Achievement Recognition events:

AWD150.9 NCHA - National Cutting Horse Association

AWD150.10 NRHA - National Reining Horse Association

AWD150.11 NSBA - National Snaffle Bit Association

AWD150.12 NRCHA - National Reined Cow Horse Association

AWD150.13 USET - United States Equestrian Team

AWD150.14 CHCHA - World Championship Snaffle Bit Futurity

AWD150.15 WPRA - National Barrel Racing Futurity

AWD150.16 USDF - United States Championship and/ USC for Young Rider

AWD150.17 Any registered American Buckskin Equine that

competes in the Olympic Games qualifies for recognition.

AWD155 APPROVED CLASSES FOR HORSES IN REGULAR REGISTRY AND BUCKSKIN BRED PROGRAM

AWD155.1 The following events (divided into seven categories) have been approved for ABRA Awards.

CATEGORY 1. Buckskin Color, Dun Factor, Group Halter classes, Halter, Hunter In Hand, Performance Halter, Ranch Conformation;

CATEGORY 2. Breakaway Roping, Cutting, Tie-down Roping, Dally Team Roping-Heading, Dally Team Roping-Heeling, Steer Stopping, Steer Daubing;

CATEGORY 3. Green Ranch Reining, Green Ranch Riding, Green Reining, Green Western Riding, Ranch Reining, Ranch Riding, Reining, Western Riding;

CATEGORY 4. Green Ranch Trail, Green Trail, Ranch Trail, Trail;

CATEGORY 5. Hunter Hack, Jumping, Working Hunter;

CATEGORY 6. Disciplined Rail-English, Disciplined Rail-Western, Green Hunter Under Saddle, Green Ranch Rail Pleasure, Green Western Pleasure, Hunter Under Saddle, Pleasure Driving, Ranch Rail Pleasure, Western Pleasure;

CATEGORY 7. Barrel Racing, Keyhole, Pole Bending, Stake Race, Team Penning;

CATEGORY 8. Bareback Equitation, Bareback Horsemanship, Hunt Seat Equitation, Hunt Seat Equitation Over Fences, Ranch Horsemanship, Ranch Showmanship, Showmanship, Western Horsemanship;

CATEGORY 9. Cutting, Green Ranch Cow Work, Green Ranch Cutting, Ranch Cow Work, Ranch Cutting, Working Cow Horse, Working Cow Horse (Boxing)

CATEGORY 10. Yearling Longe line, Two Year Old Longe line, Yearling In Hand Trail, Two Year Old In Hand Trail

GAITS

GTS101 The following terminology shall apply in all **WESTERN CLASSES**.

GTS101.1 The walk is a natural, flat-footed, four-beat gait. The equine must move straight and true at the walk. The walk must be alert, with a stride of reasonable length in keeping with the size of the equine.

GTS101.2 The jog is a smooth, ground-covering two-beat diagonal gait. The equine works from one pair of diagonals to the other pair. The jog should be square, balanced and with straight, forward movement of the feet. Equines walking with their back feet and trotting in the front are not considered performing the required gait. When asked to extend the jog, it moves out with the same smooth way of going.

GTS101.3 The lope is an easy, rhythmical three-beat gait. Equines moving to the left should lope on the left lead.

Equines moving to the right should lope on the right lead. Equines traveling at a four-beat gait are not considered to be performing at a proper lope. The equine should lope with a natural stride and appear relaxed and smooth. It should be ridden at a speed which is a natural way of going. The head should be carried at an angle which is natural and suitable to the equine's conformation at all gaits.

GTS102 The following terminology shall apply in all ENGLISH CLASSES:

GTS102.1 Walk is a natural, flat foot, four-beat gait. The equine must move straight and true at the walk. The walk must be alert, with a stride of reasonable length in keeping with the size of the equine. Loss of forward rhythmic movement shall be penalized.

GTS102.2 Trot is a two-beat gait, comprised of long, low ground covering, cadenced and balanced strides. Smoothness is more essential than speed. The knees should remain relatively flat, exhibiting minimal flexion. Short, quick strides and/or extreme speed shall be penalized. When asked to extend the trot, there shall be a definite lengthening of the stride.

GTS102.3 Canter is a three-beat gait; smooth, free moving, relaxed and straight on both leads. The stride should be long, low and ground covering. Over-collected four-beat canter is to be penalized. Excessive speed is to be penalized.

GTS102.4 Hand gallop should be a definite lengthening of the stride with a noticeable difference in speed. The equine should be under control at all times, and be able to halt in a smooth, balanced manner.

GTS103 The following terminology shall apply to PLEASURE DRIVING:

GTS103.1 Walk; a natural, flat foot, four beat gait. Loss of forward rhythmic movement shall be penalized.

GTS103.2 Park gait; a forward, free flowing, square trot with impulsion. Loss of forward, rhythmic movement or jogging shall be penalized.

GTS103.3 Road gait; an extended trot showing a definite lengthening of stride, with a noticeable difference in speed. Short, quick, animated strides and/or excessive speed shall be penalized.

GTS104 RANCH HORSE GAITS:

GTS104.1 Walk – The ranch equine's ordinary walk is straight, square, flat-footed, relaxed. The equine moves freely with no anticipation to move to the next gait.

GTS104.2 Extended Walk – The ranch equine extended walk is straight, square, and flat-footed, relaxed, and moves out freely with the equine looking ahead. The extended walk shows more length of stride than the ordinary walk.

GTS104.3 Trot – The ranch equine trot is a square two-beat

diagonal trot and is steady, soft, and slow enough for riding long distances. The exhibitor is seated at this gait.

GTS104.4 Extended Trot – The ranch equine extended trot shows lengthening of stride from the regular trot with the same cadence that will cause an increase in speed. This gait is level, flat, and steady with the appearance that the equine would hold this gait for long distances.

GTS104.5 Lope – The ranch equine lope is a 3-beat gait that is cadenced, straight and steady and is comfortable to ride over long distances.

GTS104.6 Extended Lope – The ranch equine extended lope shows lengthening of stride from the regular lope with the same cadence that will cause an increase in speed. The equine holds the steady gait and increased speed while being under control.

GTS104.7 Back-The equine backs willingly.

AMATEUR RULES AND REGULATIONS (AMA)

AMA101 AMATEUR (NON-PRO) ELIGIBILITY

AMA101.1 A person is considered an Amateur Exhibitor by the American Buckskin Registry Association when he or she is no longer eligible to show in ABRA Youth Activity classes, and who has not shown, judged, trained or assisted in training an equine for remuneration, either directly or indirectly, nor received compensation for instructing another person in riding, driving, training or showing an equine in competition for the previous three (3) years. Exception: Being Instructors of Equine With Disabilities, Path International Instructors and other similar approved organizations. Any approved equine show judge is ineligible. Premium money is not to be considered remuneration, but payment of entry fees, expenses, etc., by any person other than the exhibitor or the exhibitor's Immediate Family, shall be considered remuneration. Refer to GEN115

AMA101.2 Notwithstanding conditions outlined above, amateurs may appear in advertisements and/or endorse products or services. Remuneration, direct or indirect, may be received for these activities.

AMA101.3 An Amateur cannot hold membership accreditation in a professional association for those events or classes which are the same events or classes the individual competes in, or desires to compete in ABRA amateur competition. For example, a person who competes in a Professional Rodeo Cowboys Association roping event, may not compete in Amateur tie down roping or dally team roping (heading or heeling), or steer stopping, but may show in any other amateur classes. A permit holder is not considered as one who has membership accreditation in any ABRA amateur class.

AMA101.4 Every exhibitor competing in an Amateur Class must possess a current Amateur card issued by the American Buckskin Registry Association.

AMA101.5 Show management must inspect this card at time of entry.

AMA101.6 Application for an Amateur card shall be made on a form provided by ABRA.

AMA101.7 OWNERSHIP. Any equine exhibited by an amateur in an ABRA-approved Amateur event must be owned by the exhibitor or the exhibitor's immediate family. Refer to GEN115

AMA102 No equine may be shown by more than one exhibitor in any one class. Unregistered weanlings are not eligible to compete in ABRA-approved Amateur classes.

AMA103 Exhibiting Multiple Equine. An Amateur exhibitor may not show more than one equine in any class other than individual working events such as reining, barrel racing, jumping, etc. In individual working events an Amateur exhibitor may show two (2) equines, regardless of gender (excluding Non-Pro Yearling Longe line where there is no limit). Two or more amateurs may exhibit the same equine on a one equine/one exhibitor basis but not in the same class. An Amateur exhibitor may only exhibit one equine in Showmanship, Western Horsemanship, Hunt Seat Equitation, Ranch Showmanship and Ranch Horsemanship.

AMA104 Points are awarded on a one equine/one exhibitor combination using the same criteria as the open division, and they cannot be transferred or applied to any other equine/exhibitor combination.

AMA106 AMATEUR SELECT. An Amateur may show in the Amateur Select classes on the day they turn fifty (50) years of age. They may show in either the Amateur or Amateur Select class, but not both at the same show. Points earned in Amateur Select classes will be awarded in the individual Amateur class.

AMA110 AMATEURS EXHIBITING LEASED EQUINES. Refer to REG135, GEN115

AMA120 AMATEUR WALK-TROT RULES AND REGULATIONS (AMA)

AMA120.1 All ABRA rules including but not limited to Amateur ownership, attire, equipment, points and rules apply to this program.

AMA120.2 The equine/exhibitor combination may show in either this Amateur Walk-Trot division or in one of the other amateur programs at the same show.

AMA120.3 The equine/exhibitor combination may not show in both the Amateur walk/trot division and a division that requires a lope/canter at the same show.

AMA120.4 The equine(s) shown in the Amateur Walk-Trot Division may be used in other divisions as permitted.

AMA120.5 The equine shown in the Amateur Walk-Trot Division may be used in other divisions as long as it is a

different equine/exhibitor combination.

AMA120.6 An exhibitor with different equine combination(s) may compete in the other divisions at the same show provided they do not cross enter the W/T classes with that equine.

AMA130 ABRA Amateur W/T Classes:

AMA130.1 Amateur W/T Showmanship at Halter. To be judged in the same manner as Amateur Showmanship at Halter. Pattern will be a walk/trot pattern.

AMA130.2 Amateur W/T Western Pleasure. To be judged the same as Amateur Western Pleasure, omitting the lope.

AMA130.3 Amateur W/T Western Horsemanship. To be judged the same as Amateur Western Horsemanship, omitting the lope. Exhibitors shall not be asked to drop stirrups.

AMA130.4 Amateur W/T Hunter Under Saddle. To be judged the same as Amateur Hunter Under Saddle, omitting the canter and hand gallop.

AMA130.5 Amateur W/T Hunt Seat Equitation. To be judged the same as Amateur Hunt Seat Equitation, omitting the canter, hand gallop, and riding without irons.

AMA130.6 Amateur W/T Trail. To be judged the same as Amateur Trail omitting the lope.

AMA130.7 Amateur W/T Ranch Rail Pleasure. To be judged the same as Ranch classes omitting the lope.

AMA130.8 Amateur W/T Ranch Riding. To be judged the same as Ranch classes omitting the lope.

AMA130.9 Amateur W/T Ranch Trail. To be judged the same as Ranch classes omitting the lope.

AMA130.10 Amateur W/T Ranch Horsemanship. To be judged the same as Ranch Horsemanship, omitting the lope and extended lope. Exhibitors shall not be asked to drop stirrups.

AMA130.11 Amateur W/T Ranch Showmanship at Halter. To be judged in the same manner as Amateur Showmanship at Halter. Pattern will be a walk/trot pattern.

AMA140 These classes will be awarded points toward ABRA Walk- Trot Year End Certificate awards.

AMA140.1 Points in this division will NOT count toward any ABRA ROM or Advanced Award Certificates.

AMA140.2 Amateur Walk-Trot points will NOT carry over into the regular ABRA Amateur Division.

AMA140.3 Walk-Trot ROMs do not qualify for Performance Halter classes.

AMA140.4 For rules not included in this section governing Amateur Walk-Trot classes refer to rules for corresponding Open and Amateur Division events.

AMA140.5 Points will be awarded following the same point system used in the Open Division.

AMA140.6 The ABRA strongly recommends that show management provide an amateur division for exhibitors. ALL EXHIBITORS COMPETING IN APPROVED ABRA AMATEUR CLASSES MUST BE AMATEUR MEMBERS OF ABRA. At show management's option, any number of Amateur classes may be offered as Amateur Select (ages fifty (50) and over) and the exhibitor has the option of competing in the Amateur Select class or the all-age Amateur class. Further, management has the option to combine these classes back to an Amateur all-age class should there be less than two entries in the Amateur Select class.

AMA140.7 AMATEUR CLASSES WHICH MAY BE OFFERED:

These class may be offered in Regular Registry and Buckskin Bred Program

- Barrel Racing
- Breakaway Roping
- Cutting
- Disciplined Rail English
- Disciplined Rail Western
- Halter
- Hunter Hack
- Hunter In Hand
- Hunter Under Saddle
- Hunt Seat Equitation
- Hunt Seat Equitation Over Fences
- Jumping
- Keyhole
- Pleasure Driving
- Pole Bending
- Ranch Cow Work
- Ranch Cutting
- Ranch Rail Pleasure
- Ranch Riding
- Ranch Showmanship
- Ranch Trail
- Ranch Reining
- Ranch Horsemanship
- Reining
- Showmanship at Halter
- Stake Race
- Steer Daubing
- Steer Stopping
- Team Penning
- Dally Team Roping Heading
- Dally Team Roping Heeling
- Team Penning
- Tie-Down Roping
- Trail
- Western Horsemanship
- Western Pleasure
- Western Riding

- Working Cow Horse
- Working Cow Horse (Boxing)
- Working Hunter
- Yearling Longe Line
- Two Year Old Longe Line
- Yearling In Hand Trail
- Two Year Old In Hand Trail

YOUTH RULES AND REGULATIONS (YTH)

YTH100 Any exhibitor must not have passed his or her nineteenth (19) birthday as of January 1 of the current year.

YTH100.1 All youth must hold a current ABRA Youth Membership Card to exhibit in ABRA approved Youth classes.

YTH101 OWNERSHIP. Any equine exhibited by a youth in an ABRA approved Youth class must be owned by the exhibitor or the exhibitor's immediate family. Refer to GEN115.

YTH102 Points are awarded on a one equine/one exhibitor combination using the same criteria as the open division, and they cannot be transferred or applied to any other equine/exhibitor combination. Unregistered weanlings are not eligible to compete in ABRA approved Youth Classes.

YTH103 No equine may be shown by more than one (1) exhibitor in any one (1) youth class. Two or more youth in the same family may exhibit the same equine on a one equine/one exhibitor basis, but not in the same class.

YTH104 A Youth exhibitor may not show more than one (1) equine in any class other than in individual working events such as reining, barrel racing, jumping, etc. In individual working events a Youth exhibitor may show two (2) equines, regardless of sex. A Youth exhibitor may only exhibit one equine in Showmanship, Western Horsemanship, Hunt Seat Equitation, Ranch Showmanship and Ranch Horsemanship.

YTH105 Youth may not exhibit Stallions in youth events.

YTH106 For rules not included in this section governing Youth classes refer to rules for corresponding Open and Amateur Division events.

YTH110 YOUTH EXHIBITING LEASED EQUINES. Refer REG135, GEN115

YTH120 YOUTH WALK-TROT RULES AND REGULATIONS

YTH120.1 There are two (2) divisions for Youth Walk-Trot; ten (10) years & under and 11-18 years. The two age groups CAN be combined at any ABRA event. Only one equine/exhibitor combination is allowed per class. All ABRA rules including but not limited to Youth ownership, attire, equipment, points and rules apply to this program.

YTH120.2 Only one equine/exhibitor combination is allowed per class.

YTH120.3 The equine/exhibitor combination may either show in either Walk-Trot division or in one of the other youth

programs at the same show, but not in both age divisions, when not combined.

YTH120.4 The equine/exhibitor combination may not show in both the walk/trot division and a division that requires a lope/canter at the same show.

YTH120.5 The equine(s) shown in either Youth Walk-Trot Division may be used in other divisions as permitted.

YTH120.6 An exhibitor with different equine combination(s) may compete in the other divisions at the same show provided they do not cross enter the W/T classes with that equine.

YTH120.7 The equine(s) shown in the Youth Walk-Trot Division may be used in other divisions as long as it is a different equine/exhibitor combination.

YTH130 YOUTH WALK-TROT CLASSES:

YTH130.1 Youth W/T Showmanship at Halter. To be judged in the same manner as Youth Showmanship at Halter. Pattern is a walk/trot pattern.

YTH130.2 Youth W/T Western Pleasure. To be judged the same as Youth Western Pleasure, omitting the lope and extended gaits.

YTH130.3 Youth W/T Western Horsemanship. To be judged the same as Youth Western Horsemanship, omitting the lope and extended lope.

YTH130.4 Youth W/T Hunter Under Saddle. To be judged the same as Youth Hunter Under Saddle, omitting the canter, hand gallop and extended gaits.

YTH130.5 Youth W/T Hunt Seat Equitation. To be judged the same as Youth Hunt Seat Equitation, omitting the canter, hand gallop, extended gaits, and riding without irons.

YTH130.6 Youth W/T Trail. To be judged the same as Youth Trail omitting the lope, gate, and any other obstacle which the execution of may compromise safety.

YTH130.7 Youth W/T Ranch Rail Pleasure. To be judged the same as Ranch classes omitting the lope and gate.

YTH130.8 Youth W/T Ranch Riding. To be judged the same as Ranch classes omitting the lope and gate.

YTH130.9 Youth W/T Ranch Trail. To be judged the same as Ranch classes omitting the lope and gate.

YTH130.10 Youth W/T Ranch Horsemanship. To be judged the same as Youth Ranch Horsemanship, omitting the lope and extended lope.

YTH130.11 Youth W/T Ranch Showmanship at Halter. To be judged in the same manner as Youth Showmanship at Halter. Pattern is a walk/trot pattern.

YTH131 These classes will be awarded points toward ABRA Walk-Trot Year End Certificate awards.

YTH131.1 Points in this division will NOT count toward any ABRA ROM or Advanced Award Certificates.

YTH131.2 Youth Walk-Trot points will NOT carry over into the regular ABRA Youth Division.

YTH131.3 Walk-Trot ROMs do not qualify for Performance Halter classes.

YTH135 For rules not included in this section governing Youth Walk-Trot classes refer to rules for corresponding Open and Youth Division events except for Faults where exhibitors going off pattern, knocking over or on wrong side of cone, never performing specified gait, or overturning more than 1/4 turn than designated, shall not be disqualified, but must always place below exhibitors not incurring a disqualifying fault.

YTH136 Points will be awarded following the same point system used in the Open Division.

YTH137 If youth classes are divided, they should be thirteen (13) years and under and fourteen through eighteen (14-18). Show management has the option to combine these split youth classes back to a Youth All Age class should there be less than two (2) entries in either youth split class.

YTH140 YOUTH CLASSES WHICH MAY BE OFFERED: These class may be offered in Regular Registry and Buckskin Bred Program

- Barrel Racing
- Bareback Equitation; Bareback Horsemanship
- Breakaway Roping
- Cutting
- Disciplined Rail English
- Disciplined Rail Western
- Halter
- Hunter Hack
- Hunter In Hand
- Hunter Under Saddle
- Hunt Seat Equitation
- Hunt Seat Equitation Over Fences
- Jumping
- Keyhole
- Pole Bending
- Ranch Cow Work
- Ranch Cutting
- Ranch Rail Pleasure
- Ranch Riding
- Ranch Showmanship
- Ranch Trail
- Ranch Reining
- Ranch Horsemanship
- Reining
- Showmanship at Halter
- Stake Race
- Steer Daubing

- Steer Stopping
- Team Penning
- Dally Team Roping Heading
- Dally Team Roping Heeling
- Team Penning
- Tie-Down Roping
- Trail
- Western Horsemanship
- Western Pleasure
- Western Riding
- Working Cow Horse
- Working Cow Horse (Boxing)
- Working Hunter

NON-PRO

NON101 The purpose of the ABRA Non-Pro division is to provide specific events for the youth and amateur exhibitors to show their equines under the guidelines of the ABRA Handbook. Owners and exhibitors in the Non-Pro ABRA classes must be ABRA members in good standing at the time points are earned and shall apply to ABRA for an official ABRA Non-Pro Card to be presented to Show Committees for verification of an exhibitor's Non-Pro status with ABRA. Points earned in Non-Pro Classes will not count towards any other awards, categories or green eligibility other than ROM's and Honor Roll.

NON101.2 Exhibitor Eligibility

The exhibitor must be a Youth or Amateur holding a current ABRA Youth or Amateur card that has completed and submitted an ABRA Non-Pro Designation form that states he/she has NOT within the past three (3) years:

NON101.2 Shown, trained or assisted in training for remuneration directly or indirectly.

NON101.3 Instructed another person in riding, driving, training or showing for remuneration directly or indirectly.

NON101.4 Judged a equine show for remuneration or been an approved equine show judge of any kind including but not limited to 4/H, breed associations, open shows etc. (Remuneration is considered any form of compensation directly or indirectly for a service).

NON101.5 Notwithstanding conditions outlined above, amateurs may appear in advertisements and/or endorse products or services. Remuneration, direct or indirect, may be received for these activities.

NON102 NON-PRO OWNERSHIP

The equines to be exhibited must be registered with ABRA. Ownership of the equine being shown by the Non-Pro, must be solely owned by the exhibitor's, or the exhibitor's immediate family. Refer to GEN115.

NON103 NON-PRO EXHIBITING LEASED EQUINE. Refer to REG135, GEN115

NON104 ABRA Approved classes for Non-Pro events are as listed:

- Non-Pro Yearling Longeline
- Non-Pro Two Year Old Longeline
- Non-Pro Yearling In Hand Trail
- Non-Pro Two Year Old In Hand Trail
- Non-Pro Western Pleasure, all ages
- Non-Pro Hunter Under Saddle, all ages

NON105 Points earned in Non-Pro Events will not count towards any other awards, categories, or green eligibility other than ROM's and Honor Roll.

NON106 All Non-Pro Events shall be conducted within the guidelines provided in the ABRA Handbook for each class by it's category.

NON107 Only eligible exhibitors holding an official ABRA Non-Pro card will be allowed to compete.

JUDGES (JUD)

JUD101 Only ABRA carded judges shall be qualified to judge any approved ABRA show or class. All ABRA carded judges must be members of ABRA. Designation as an ABRA-approved judge is a privilege, not a right, bestowed by the Judges Committee according to procedures formulated by it, to individuals whose equine expertise and personal character merit the honor. An individual's conduct as a member, exhibitor and judge, and his/her ability must be exemplary; is subject to continual Committee review; and such designation is revocable by the Judges Committee with or without notice and formal hearing; subject only to ultimate review by the Board of Directors. Minimum age for an individual to become an approved ABRA judge is 25 years at time of application. All ABRA judges must attend the Color Breed Council once every three (3) years

JUD102 While judging an approved show, it is mandatory that judges dress in appropriate and professional western attire, including hat and boots. Judges cannot smoke while officiating in the arena.

JUD103 The following rules in regard to Judges are mandatory:

JUD104 No person may judge two (2) shows within one hundred and fifty (150) miles of each other within thirty (30) days.

JUD105 A judge shall ask exhibitors to drop bits and conduct a bit inspection in at least one (1) class per show.

JUD106 A judge shall not appear on the show or contest grounds prior to thirty (30) minutes before the show is scheduled to begin. A judge may not visit in the equine barns, nor with owners, nor inspect or discuss any equine entered in the show or contest before the judging.

JUD107 Neither the judge nor members of his/her family shall exhibit nor act as agents or handlers of a equine in

any approved classes at a show or contest at which he/she is officiating, nor may any equine be shown under a judge if that judge has been owner, trainer, agent in any capacity, or conditioner of that equine within the previous ninety (90) days, or whose owner has been involved with the judge in an agent, training, conditioning, handler activity in the previous ninety (90) days.

JUD108 The judge shall have the authority to place an equine in whatever position in a class he/she thinks the merit of the equine justifies. His/her decision shall be final in all cases affecting the merits of the equine.

JUD109 Once a class has been judged, it shall not be re-judged, nor change his/her scorecard (record) unless a clerical error has occurred. In the event of a clerical error, validated by proper documentation, the clerical error must be corrected and results adjusted by the judge before completion of the show.

JUD110 Each judge shall be responsible for tallying the correct number of entries actually exhibited in each class he/she judges.

JUD111 In the Dun Factor and Buckskin Color class, the judge must score his/her equines on the official score sheet provided him/her by the secretary, sign the sheet and return it to the show secretary to be returned to ABRA along with the official show results.

JUD112 No judge shall determine the eligibility for registration of any entry in the ring, and shall at all times refrain from making comments regarding the same.

JUD113 A judge may order any person, or equine from competition for bad conduct of one (1) or both.

JUD114 The judge shall examine and check for lameness all horses brought into any class. The judge has the authority to excuse any horse from the class, due to lameness, at any time while being judged. This is essential regardless of whether or not the competition indicates it is necessary.

JUD115 Only one (1) judge may be used for any one (1) halter class. All halter classes of one (1) sex must be judged by the same judge. In performance classes, the use of more than one (1) judge is optional. If more than one (1) judge is used at a show, the classes to be judged by each judge will be publicized prior to the show.

JUD116 When the judge has completed the judging of the classes in a halter show, then the steward shall call all first and second place winners into the ring. He/she shall assemble the first place class winners in one (1) line and the second place class winners in another line. The judge shall select the champion STALLION, GELDING or MARE from the line of first place class winners, and award the exhibitors the various prizes, etc. Then the steward shall take the second place class winner, from the class from which the champion was

selected and place it in the line of first place class winners, to be judged equally for RESERVE CHAMPION, and then present the award after the decision has been made.

JUD117 A judge shall not judge two consecutive years at the same show, set of shows or circuit.

JUD118 A judge, upon arrival in a city in which he/she is to officiate, should contact an official of the show or contest and advise him/her of his/her presence and location.

JUD119 When requested by an exhibitor through the show management or ring steward, the judge is urged to give his/her opinion courteously and sincerely.

JUD120 Equines entered in ABRA-approved classes are not to be judged on color in any way except for the Dun Factor or Buckskin Color class.

JUD121 In halter classes, equines are to be judged for the best representative of their own type, and not for any one (1) type of conformation.

JUD122 Score Sheets. All pattern classes (including Showmanship, Horsemanship and Equitation, but excluding speed events, timed events and those classes that have specific score sheets), must have a score sheet used and signed by the judge, turned in to Show Management, and a copy posted so exhibitors may see how the judge placed the class.

JUD123 Judges may confer in a timely manner regarding lameness, rule violations, disqualification and major penalties provided a ring steward or show official is present. Judges are never required or obligated to confer with other judges. Other than lameness cases, in placed classes, wait until equines are lined up to confer (in the presence of a ring steward) any issue regarding rule violations, disqualifications, and major penalties only. Judges should not confer regarding other judging considerations. In scored classes, wait until the run is complete and has been judged independently to confer (in the presence of a ring steward) when questioning obvious lameness or other disqualifications.

JUD124 Halter. If soundness is in question, immediately re-track the equine and make a decision in a timely manner. If all the judges determine the equine is unsound, wait until all equines have tracked before having the ring steward dismiss the equine from the lineup. If not all of the judges deem the equine unsound, judge the class accordingly. Similar procedures should be followed in the case of bites, absence of testes, etc.

JUD125 Performance. If the welfare of the equine is in danger, immediately dismiss the entry. If the welfare of the equine is not in danger, but the majority of judges agree it's unsound, dismiss the equine at the most convenient and discreet opportunity. In individual working classes where the welfare

of the equine is not in danger, let the equine finish the work and score the entry accordingly.

JUD126 Judges, at their discretion, may authorize adjustments to attire due to weather-related conditions.

JUD127 The judge will have the authority to disqualify the exhibitor for any piece of equipment, accoutrement, or attire which in his or her opinion would tend to give an exhibitor an unfair advantage.

JUD129 If a judge is confronted with an entry that poses a conflict of interest, the judge shall not judge that entry but that entry will be counted toward the total number of horses in the class. The judge will mark his card and the number of entries and will make a notation on his card that the entry is a conflict.

JUD130 When an official protest has been upheld regarding a rule infraction, one or more of the following sanctions will occur: a) written reprimand; b) suspension of ABRA judge's card for one (1) year; c) ABRA judge's card revoked, and he/she may then reapply only after five (5) years.

JUD135 VIDEO REVIEWS. Video reviews may only be utilized at ABRA discretion, in the instance where a judge has reason to believe that all entrants in an affected class have been videotaped by the official event videographer. A judge may only review video provided taken by the official videographer and not from any other source. Judges may not confer on any penalty or maneuver score prior to submitting a score. If a major penalty, such as but not limited to, a no score, a zero (0), an off pattern, or a two (2) point or higher penalty, excluding marker penalties in reining, is unclear, a judge will submit his/her score and ask that the score be held pending a conference or review of the official video as soon as practical. Should the judges determine via conference with other judges or by properly conducted video review that a penalty was incurred, any such penalty should be applied provided, however, if no penalty is determined to have occurred, the score will be submitted based on original scores. In the event of a review Judges must continue to score no scores and penalty score zero (0) scores in a multiple judged or videotaped event. No judge shall be required to change his/her score following a conference with other judges or properly conducted video review.

JUD136 *A designated judge will be responsible for initiating a visible notification procedure for exhibitors to start their pattern in individual pattern classes.*

GENERAL SHOW & CONTEST RULES (SHW)

ATTIRE AND EQUIPMENT

SHW100 WESTERN ATTIRE

SHW101 In western classes, it is mandatory to wear appropriate western attire, including a shirt with long sleeves and a collar, pants (slack, trousers, jeans etc) western hat and

western boots with a heel. Exceptions must be requested in writing to ABRA.

SHW101.1 The hat must be on the exhibitor's head when the exhibitor enters the arena.

SHW101.2 In speed events a five (5) second penalty will be assessed if the hat or helmet is not on the exhibitor's person for the entire time the exhibitor is in the arena.

SHW101.3 Spurs, chinks and chaps are optional.

SHW101.3 It is optional that an exhibitor may wear a helmet with harness in all classes.

SHW102 WESTERN EQUIPMENT

SHW103 In all Western classes, equines will be shown in a western saddle. A western saddle is a common type of saddle distinguished by a large noticeable fork on which there is some form of horn, a high cantle and large skirts.

SHW104 Bit requirements by age

SHW104.1 Equines five (5) years old and younger may be shown in a snaffle bit, hackamore or curb bit.

SHW104.2 Equines six (6) years old and older may only be shown in a curb bit.

SHW104.3 Except in Green classes where Green Equine rules apply.

SHW104.4 ABRA acceptable and unacceptable bits are in the back of this Handbook.

SHW105 SNAFFLE BIT. Whenever this handbook refers to snaffle bit in western performance classes, it means the conventional O-ring, egg-butt or D-ring with a ring no larger than 4" (100 mm) in diameter. The inside circumference of the ring must be free of rein, curb or headstall attachments which would provide leverage. The mouthpiece should be round, oval or egg-shaped, smooth, unwrapped metal. It may be inlaid, but smooth or latex covered. The bars must be a minimum of 5/16" in diameter, measured one (1) inch in from cheek with a gradual decrease to the center of the snaffle. The mouthpiece may be two (2) or three (3) pieces. A three-piece, connecting ring of 1 1/4" (32 mm) or less in diameter, or a connecting flat bar of 3/8" to 3/4" (10 mm to 20 mm) measured top to bottom, with a maximum length of 2" (50 mm), which lies flat in the horse's mouth, is acceptable. Optional loose curb strap (leather or nylon only).

SHW105.1 Junior or Green horses competing in western pleasure, western horsemanship, western riding, trail, reining, working cow horse, boxing, ranch riding, ranch trail, trail, that are shown with a hackamore or snaffle bit may be ridden with one or two hands on both of the reins. The tails of the reins must be crossed on the opposite side of the neck when riding with two hands on split reins except in reining, working cow horse, boxing, ranch riding, ranch trail. Closed reins (example mecate) may not be used with a snaffle bit,

except in working cow horse, boxing, ranch riding, ranch trail where a mecate is permitted. When using a snaffle bit in working cow horse, boxing, ranch riding, ranch trail, a leather or other woven material chin strap of any width is to be used and should be attached to the bit below the reins. No iron, chain, or other material is allowed. Optional leather strap attached below the reins on a snaffle bit is acceptable.

SHW106 BOSAL/HACKAMORE. The bosal/hackamore shall be round in shape and constructed of uniform braided rawhide or leather and have a non-metal flexible core. No gimmick of any kind may be used in conjunction with the bosal/hackamore. No rigid material of any kind may be used regardless of how padded or covered, in conjunction with the bosal/hackamore. Equine hair bosals are prohibited. Tape is not allowed on the noseband of the hackmore. Smooth, flat, wrapped tape is allowed on the hackamore between the headstall and the mecate reins. Maximum amount of tape allowed is two inches on each side of the hackamore.

SHW106.1 *Hackamores shall be round in shape and constructed of uniform, smooth, braided rawhide or leather and have a non-metal flexible core. There must be at least 5 1/2 inches on the underside of the noseband before any braided buttons. Absolutely no rigid material will be permitted under the jaws, regardless of how padded or covered. Horse hair bosals are prohibited. This rule does not refer to a mechanical hackamore.*

SHW106.2 A hackamore must use a complete mecate rein, which must include a tie-rein EXCEPTION Bareback Equitation and Youth Bareback Equitation are not required to have a tie rein.

SHW107 CURB BIT. Whenever this handbook refers to a bit in western performance classes, it means the use of a curb bit that has a solid or broken mouthpiece, has shanks and acts with leverage. All curb bits must be free of mechanical devices and should be considered a standard Western bit. A description of a legal standard Western bit includes:

SHW107.1 Shank 8 ½" maximum length shank to be measured as indicated in the diagram. Shanks may be fixed or loose.

SHW107.2 Mouthpiece With regard to mouthpieces, bars must be round, oval or egg shaped, smooth and unwrapped metal of 5/16" to 3/4" in (8 mm to 20 mm) diameter, measured 1" (25 mm) from the cheek. However, wire on the sway bars (above the bars and attaching to the spade) of a traditional spade bit is acceptable. They may be inlaid, but smooth or latex covered. Nothing may protrude below the mouthpiece (bar), such as extensions or prongs on solid mouthpieces. The mouthpiece may be of two (2) or three (3) pieces. A three-piece, connecting ring of 1 1/4" (32 mm) or less in diameter, or a connecting flat bar of 3/8" to 3/4" (10mm to 20 mm) measured top to bottom with a maximum length of 2" (50 mm), which lies flat in the horse's mouth, is acceptable; No

chains or wires, wrapped or unwrapped are allowed on the mouthpieces. A linked mouthpiece with minimum 3/8" (10 mm) diameter that is smooth with movable links that are solidly attached to the shanks;

SHW107.3 Port The port must be no higher than 3 1/2" maximum. Rollers and covers are acceptable. Broken mouthpieces, half-breeds and spades are standard.

SHW107.4 Prohibited bits. Donut and flat polo mouthpieces are not acceptable.

SHW107 Curb chain or curb strap. A curb bit must be used with a curb strap or curb chain properly attached so as to make contact with horse's chin;

SHW108 The crown-piece of any headstall shall not be metal, or round braided rawhide.

SHW110 SPADE BIT. ABRA rules allow for a spade bit or a bit having the following characteristics; one with an unbroken bar mouthpiece with one inch or higher port measured from the bottom of the bar to the top of the port. There must be an operable cricket or roller (with single for multiple rings) incorporated within the mouthpiece of the bit. It is legal to have a barrel, made of copper or metal, wrapped around the bar space of the bit and is to be considered a part of the mouthpiece. The barrel must be round, smooth, and made up of one continuous, unbroken piece. The minimum diameter, on any part of the bar of the mouthpiece, is 5/16 inch. Bars must be round, oval or egg shaped and smooth and unwrapped metal. Latex wrap or any foreign material is not acceptable. Nothing may protrude below the mouthpiece(bar) such as extensions or prongs. The cheeks must be connected at the bottom. The overall length of the bit shall not be longer than 8 1/2 inches measured from the inside bottom of the top of the headstall ring to the point of pull in the bottom ring. Optional tongue release shall not exceed three inches in width.

SHW112 Reins only one (1) hand may be used on the reins, and the hand must not be changed. This does not apply to speed events. The hand is to be around the reins; index finger only between split reins is permitted. Violation of this rule is an automatic disqualification.

SHW113 In all western classes, excess rein(s) may be straightened or disentangled anytime during the class, provided the rider's free hand used to straighten or disentangle remains behind the rein hand. Any attempt to alter tension or length of the reins from bridle to rein hand is to be considered use of two hands and a penalty score of zero or disqualification will be applied.

SHW114 ROMAL

SHW114.1 Whenever this handbook refers to romal, it means an extension of braided material attached to closed reins. This extension is to be allowed to be carried in the free hand

with a 16 inch spacing between the reining hand and the free hand holding the romal.

SHW114.2 The romal shall not be used forward of the cinch or used to signal or cue the equine in any way. Any infraction of this rule shall be penalized severely by the judge. The only exception is when the romal is used as an over and under in speed events.

SHW114.3 The free hand may not be used to adjust the rider's length of rein in any reining class. During reining, the use of the free hand while holding the romal to alter the tension or length of the reins from the bridle to the reining hand is considered to be the use of two hands and a score of 0 will be applied, with the exception of any place a horse is allowed to be completely stopped during a pattern.

SHW114.4 In all other classes, including the reined portion of working cow horse, boxing, and all ranch classes, the free hand may be used to adjust the rider's length of rein. In all western classes, excess rein(s) may be straightened or disentangled anytime during the class, provided the rider's free hand used to straighten or disentangle remains behind the rein hand. Any attempt to alter tension or length of the reins from bridle to rein hand is to be considered use of two hands.

SHW116 TWO REIN EQUIPMENT.

SHW116.1 The use of 'two rein equipment' is allowed in ABRA working cow horse, boxing and all ranch division classes. The purpose of the two rein option is the transition between the hackamore and bridle and can be used on any aged horse in the youth, amateur, junior, senior or all age working cow horse class, amateur or youth boxing, or ranch horse riding, all ranch division classes. Only one hand may be used on the reins and hands must not be changed. Any number of fingers between reins will be permitted. Both mecate and bridle reins are to be held in the rein hand.

SHW116.2 In the two rein class, bosals may be of any size, constructed of braided rawhide or leather and have a non-metal flexible core. If a bosalito is used, it must allow approximately 2 fingers (1 inch) to pass freely between the nose and the bosalito. The bosalito must be constructed of a flexible braided rawhide, leather or rope, the core of which must be flexible. Absolutely no rigid material will be permitted under the jaws, regardless of how padded or covered. No iron or foreign substance may be used. The rider must use one hand on the reins. Fingers between the reins will be permitted. Both mecate and bridle reins are to be held in the rein hand.

SHW118 OPTIONAL WESTERN EQUIPMENT:

SHW118.1 Rope or riata: if used, the rope or riata must be coiled and attached to the saddle.

SHW118.2 Hobbles attached to the saddle.

SHW118.3 Tapaderos, except in working cow equines where they are not allowed.

SHW118.4 Protective boots, leg wraps and bandages unless class rules specify otherwise.

SHW118.7 Spurs (not allowed to be used forward of the cinch).

SHW119 PROHIBITED WESTERN EQUIPMENT:

SHW119.1 Protective boots, leg wraps and bandages are prohibited in western pleasure, trail, and halter, ranch riding, ranch rail, ranch trail, western riding and showmanship.

SHW119.2 Wire chin straps, regardless of how padded or covered.

SHW119.3 Any chin strap narrower than one half (½) inch.

SHW119.4 Martingales, nose-bands or tie-downs.

SHW119.5 jerk-lines, tie-downs with bare metal in contact with the equine's head, and tack collars.

SHW119.6 Riding in a curb bit without a curb strap, wire, curb strap with tacks/rivets or solid metal curb straps no matter how padded

SHW119.7 Wire cavessons, wire or cable tie-downs, bumper bits, metal bosals no matter how padded.

SHW119.8 Metal lounging hackamore, chambons, headstalls made of metal (even if encased in a protective material).

SHW119.9 Twisted rawhide, or rope (3/8 inch rope may be used with a slip (gag) or a bonet).

SHW119.10 Running martingale used with curb bits used without rein stops.

SHW119.11 Side reins (direct rein from bit to cinch or surcingle).

SHW119.12 Draw-reins attached between or around the front legs.

RANCH HORSE CLASSES EQUIPMENT

SHW120. GET-DOWN ROPE WITH ROMAL IN RANCH HORSE CLASSES. A get-down rope will be allowed with the use of romal reins for the purposes of leading or working on the ground where required. The get-down rope may be a neck rope or a neck rope with a bosalita that is tied in a manner that will not slide/tighten around the equine's neck. The tail end (lead) of the neck rope may be attached to the front of the saddle with saddle strings or rub through the exhibitor's belt loop but should not be tied to the saddle horn. The get-down rope may also be run through a bosalito, as long as the bosalito is not tight enough to function as a cavesson. If a bosalito is used, it must allow approximately 2 fingers (1 inch) to pass freely between the nose and the bosalito. The bosalito must be constructed of a flexible braided rawhide, leather or rope, the core of which must be flexible. Absolutely no rigid

material will be permitted under the jaws, regardless of how padded or covered.

SHW121.1 HOBBLER are allowed with romal in Ranch Horse Classes instead of the Get Down Rope

SHW122 In roping, speed events and team penning, western type equipment must be used. In roping, speed events and team penning, slip or gag bits are allowed, however, mouthpieces must meet specifications in the ABRA Handbook.

**SHW123 ROPING, SPEED EVENTS AND TEAM PENNING
OPTIONAL EQUIPMENT:**

SHW123.1 Tie-downs must be of smooth material. Bare metal will not be in contact with the equine.

SHW123.2 Running martingales for speed events and team penning.

SHW123.3 An over and under, crop, or bat, may be used in the speed events. Such whip shall not be used forward of the cinch.

SHW123.4 Mechanical Hackamore: Nose band either leather covered or flat leather with no exposed metal and no less than 3/4" (width or diameter), curb strap may be leather or chain, but must be flat and no less than 1/2 inch wide. Shanks shall be no more than 10" in length.

SHW123.5 In roping, speed events, team penning and ranch sorting, western type equipment must be used. Use of rawhide or mechanical hackamores, or other types of bridles is the choice of the exhibitor.

SHW124.6 Use of a hackamore (including mechanical hackamores) or other types of bridles is the optional choice of the exhibitor; however, the judge may prohibit the use of bits or equipment that he/she may consider severe.

**SHW125 ROPING, SPEED EVENTS AND TEAM PENNING
PROHIBITED EQUIPMENT**

SHW125.1 Jerk lines

SHW125.2 Tack collars

SHW125.3 Tie-downs with bare metal in contact with the equine's head.

SHW125.4 SPEED EVENTS. During the course of a speed event, including barrel racing, pole bending and stake race, exhibitors may utilize a riding crop to enhance the equine's natural ability to race. However, in all speed events, the judge, at his or her discretion, "may disqualify any exhibitor for excessive use of a bat, crop, whip or rope in front of the cinch."

SHW126 While equine is in motion, the exhibitor's hand shall be clear of equine and saddle unless individual class rules specify otherwise.

GREEN HORSE EQUIPMENT

SHW127 In regards to equipment used in any Green class:

SHW127.1 Equine regardless of their age may be ridden with one hand on a standard western bit in Green Western or Ranch Horse Division classes, or two hands with a standard English bit Green English Classes, or with one or two hands and a snaffle bit or bosal/hackamore as described under ABRA western equipment rules. Equine must be ridden with the appropriate equipment that is approved as per ABRA equipment rules for the corresponding open class.

ENGLISH ATTIRE AND EQUIPMENT

SHW150 ENGLISH ATTIRE

SHW150.1 In all English classes, exhibitors should wear hunt coats of traditional colors such as navy, dark green, grey, black or brown. Maroon and red are improper. Breeches (or jodhpurs), are to be of traditional shades of buff, khaki, canary, light grey or rust with high English boots or paddock (jodhpur) boots of black or brown. Black, navy blue or brown helmet. Stock tie or choker is required. Hair must be neat and contained (as in net or braid). Judges must penalize exhibitors who do not conform.

SHW151 ENGLISH EQUIPMENT

SHW152 Saddles must be black and/or brown leather of traditional hunt seat or forward seat type, knee inserts on the skirt is optional.

SHW153 Saddle pads should fit size and shape, except when necessary to accommodate numbers on both sides, for which a square pad or suitable attachment may be used. Saddle pads and attachments shall be white or natural color with no ornamentation.

SHW154 It is mandatory for exhibitors in all hunter, jumper, and equitation over fences classes, including hunter hack, where jumping is required and when jumping anywhere on the competition grounds to wear properly fastened protective headgear that meets ASTM/SEI standards or equivalent international standards for equestrian use. The helmet must also be properly fitted with harness attached under the chin.

SHW155 It is mandatory that all youth wear an ASTM/SEI or international equivalent helmet with harness in all English classes, including flat and over fences classes.

SHW156 It is recommended that amateurs wear an ASTM/SEI or international equivalent helmet with harness in all English classes.

SHW157 All Amateur Walk-Trot exhibitors participating in an English class including flat or over fences are required to wear ASTM/SEI or international equivalent helmet with harness properly attached under the chin.

SHW158 *An inflatable airbag safety vest may be worn by exhibitors of any age in all English classes.*

SHW160 ENGLISH BITS In all English classes, an English snaffle (no shank), kimberwick, pelham and/or full bridle (with two (2) reins), all with cavesson nosebands and plain leather browbands, must be used.

SHW160.1 In reference to mouthpieces, nothing may protrude below the mouthpiece (bar). Solid and broken mouthpieces must be between 5/16" to 3/4" (8 mm to 20 mm) in diameter, measured 1" (25 mm) from the cheek and may have a port no higher than 1 1/2" (40 mm). They may be inlaid, synthetic wrapped, including rubber or plastic or incased, but must be smooth. Leather bits to be solid, smooth, rolled leather 5/8" to 3/4" (15mm – 20mm) measured one inch from cheek with no port. On broken mouthpieces only, connecting rings of 1 1/4" (32 mm) or less in diameter or connecting flat bar of 3/8" to 3/4" (10 mm to 20 mm) measured top to bottom with a maximum length of 2" (50 mm), which lie flat in the horse's mouth, are acceptable. Snaffle bit rings may be no larger than 4" (100 mm) in diameter. Any bit having a fixed rein requires use of a curb chain, or curb strap. Smooth round, oval or egg shaped, slow twist, corkscrew, single twisted wire, double twisted wire mouthpieces and straight bar or solid mouthpieces are allowed.

SHW160.2 In the Jumping class only, mechanical or jumping hackamores may be used. Bits of any style (pelham, snaffle, kimberwick) featuring mouthpieces with cathedrals, donuts, prongs, edges or rough, sharp material shall be cause for elimination. If a curb bit is used, the chain must be at least one half (½) inches in width and be flat against the jaw of the equine.

SHW161 ENGLISH OPTIONAL EQUIPMENT:

SHW161.1 Spurs of the un-rowelled type that are blunt, round or that include a smooth rolling rubber ball and no longer than one (1") inch.

SHW161.2 Crops or bats.

SHW161.3 Gloves

SHW161.4 English breastplate

SHW161.5 Braiding of mane and/or tail in hunt style.

SHW161.6 Standing or running martingales in Working Hunter, Jumping and Equitation Over Fences only.

SHW161.7 Boots in Jumping only.

SHW161.8 Leg wraps in Jumping only.

SHW161.9 *Figure 8 cavessons or flash attachments are allowed in Jumping only.*

SHW165 ENGLISH PROHIBITED EQUIPMENT:

SHW165.1 Draw reins

SHW165.2 Roweled spurs

SHW165.3 Standing or running martingales except in Working Hunter, Jumping and Equitation Over Fences.

SHW165.4 Boots of any description except in Jumping. Also allowed in Working Hunter and Equitation Over Fences if held outdoors during inclement weather.

SHW165.5 Leg wraps, figure 8 or flash cavessons except in Jumping.

SHW165.6 Colored browbands except with saddle seat attire.

DRIVING ATTIRE AND EQUIPMENT

SHW170 In Pleasure Driving, the exhibitor shall be neatly attired. A coat, tie and hat of choice may be worn. If a female exhibitor is attired in a short dress, a lap robe is required.

SHW170.1 In pleasure driving, equipment to be used shall include a light equine breast collar harness to include a surcingle with shaft tiedowns and crupper, standard bridle, overcheck with snaffle or curb bit.

SHW170.2 The cart shall be a pleasure type two-wheel single equine cart with seats for one or two persons. All carts must be basket-type, equipped with 24" through 48" cart wheels. No stirrup-type carts or sulkies will be allowed, dash and basket cover are optional.

SHW170.3 Only traditional driving bits: half cheek snaffle, liverpool, elbow driving bit and Bradoon overcheck bits are acceptable. If a curb chain is used, it must be at least 1/2" (15 mm) in width, and be flat against the jaw of the horse.

SHW170.4 Shall include a whip suitable to cart

SHW171 DRIVING OPTIONAL EQUIPMENT:

SHW171.1 Blinkers or Blinders

SHW171.2 Breaching, shaft keepers or thimbles

SHW171.3 Martingales

SHW171.4 Cavesson nosebands

SHW172 DRIVING PROHIBITED EQUIPMENT:

SHW172.1 Wire chin straps, regardless of how padded or covered

SHW172.2 The exhibitor shall be the only person permitted in such a cart while the equine is being exhibited, and no pets shall be allowed in such a cart during the class.

SHW180 Any Regular Registry or Buckskin Bred Program equine entered in an approved American Buckskin Registry Association show or contest must be listed under his/her complete registered name and number.

SHW181 The exhibitor is responsible for errors in the entry blanks.

SHW182 An equine entered in the wrong class may be transferred to its correct class but no entries may be made after class has started. Any equine in class but not entered

shall not be judged or counted. It is recommended that entries be closed one (1) class in advance of class in the arena.

SHW183 An ABRA-approved Event may hold concurrent classes with other equine associations. The equines will work one time for each class and the judge(s) will judge the class for exhibitors in the ABRA and the other equine associations concurrently once, however; the judges must place the entire class and record the placings on his/her card.

SHW184 Blood. The application of a disqualification for abuse requires the discretion of the judge. The exhibition of a equine that has a cut or abrasion showing clear evidence of fresh blood (including but not limited to the mouth, nose, chin, shoulder, barrel, flank or hip area) in those areas reasonable to believe the injury may have been caused by the exhibitor or equipment must be considered abuse regardless of how the injury was caused. A judge's decision is not subject to protest.

SHW185 Disruptive Equine. Any equine that is disruptive, or is a danger to the exhibitor, other exhibitors and/or other equines, etc at the judges discretion, may be excused and/or disqualified.

SHW186 WELFARE. ABRA and its Show Committee will continue to seek ways and opportunities to ensure the welfare of the ABRA Horses exhibited in ABRA-approved events. The ABRA Show Committee strives to ensure that rules and policies regarding the welfare of ABRA Equines exhibited in ABRA-approved events are continually revised and updated.

SHW187 All performance classes may be divided into junior and senior classes. Junior equines are five (5) years old and younger. Senior equines are six (6) years old and older. All Western junior classes may be divided into Junior Bit and Hackamore.

SHW187.1 COMBINING OR SPLITTING CLASSES. Junior and Senior classes may be combined or all age classes may be split at the option of Show Management, WITH THE UNANIMOUS CONSENT OF ALL EXHIBITORS.

SHW188 EXHIBITING MULTIPLE EQUINES. An exhibitor may enter one (1) or more equines in a class, but each equine may have only one (1) exhibitor per class. Amateur and Youth rules and regulations may be the exception, refer to those sections for clarification. In individual working events a exhibitor may:

- Show three (3) equines in a junior class.
- Show three (3) equines in a senior class.
- Show up to six (6) equines in an all-ages class.

SHW189 AGE REQUIREMENTS

SHW189.1 For the purpose of determining for competition in a given class, the age of an equine shall be computed by the calendar year starting on January 1 of the year foaled, i.e., it is a weanling during the calendar year in which foaled,

regardless of the time of year foaled; a yearling during the first calendar year following its foaling date.

SHW189.2 JUNIOR HORSES. Junior equines, five (5) years old and younger. No equine shall be ridden in any performance class prior to its two (2) year old year. Refer to SHW205.1.1

SHW189.3 SENIOR HORSES Senior equines are six (6) years old and older.

SHW190 In instances not covered by ABRA Show & Contest Rules, Show Management may use the rules of AQHA.

SHW191 Elimination. If there is an elimination, each equine must be ridden in the actual class by the same exhibitor who rode it in the elimination.

SHW192 Working order. In all performance classes where one (1) individual at a time performs, the order of competition shall be determined by drawing lots.

SHW193 Equipment failure. When exhibitor equipment failure causes a delay or a run to be discontinued, the judge will disqualify the entry, except in Working Hunter or Jumping where the exhibitor may continue without penalty or be disqualified.

SHW194 EXHIBITOR NUMBER. It is mandatory that show management issue each equine one and one only number regardless of the number of classes entered.

SHW194.1 Failure by the exhibitor to display the correct number(s) in a visible manner shall result in disqualification.

SHW194.2 It is recommended that Show management provide two of the same exhibitor number to each equine.

SHW194.3 In bareback equitation, bareback horsemanship, in hand trail, Hunter in Hand, longe line, showmanship, it is recommended that the number be worn on the exhibitor's back. It is recommended for the number to be on the exhibitor's back for halter.

SHW194.4 In western performance classes and English performance classes, it is recommended that the numbers be visible on each side of the saddle or saddle pad.

SHW194.5 In driving classes it is recommended that the number be displayed on both sides of the vehicle shafts.

SHW195 In all performance classes, equines are to be ridden astride, except in pleasure driving where they will be driven, and in showmanship where they are led with a halter.

SHW196 FALL OF EQUINE OR RIDER. The fall of equine or exhibitor while in the arena shall be cause for disqualification in that class. A equine is considered to have fallen when he or she is on their side and all four feet are extended in the same direction. Exhibitor is considered to have fallen when he or she is not astride.

SHW197 ARTIFICIAL TAILS. Tails may be lengthened by hair to hair attachment only, with no attachments of any kind to

the tailbone. The use of weighted tails is acceptable.

SHW197.1 Ear Plugs. Earplugs or cotton in the horse's ears are acceptable

SHW198 GO ROUNDS The management of any contest shall determine whether or not an elimination is needed, the number of Go Rounds to be held, and the number of equine to be shown at each performance.

SHW199 LAMENESS

SHW199.1 The evaluation of lameness is a major factor in judging ABRA Regular Registry or Buckskin Bred Program equines competing in performance events. Lameness and movement are further emphasized in the judging of classes at ABRA-approved shows. The condition and conformation of the equine also is considered.

SHW199.2 The judge shall examine and check for lameness all equine brought into any class. This is essential regardless of whether or not the competition indicates it is necessary.

SHW199.3 Obvious lameness shall be cause for disqualification and includes:

SHW199.3.1 Consistently observable at a trot under all circumstances;

SHW199.3.2 Marked nodding, hitching, or shortened stride;

SHW199.3.3 Minimal weight-bearing in motion and/or rest and/or inability to move.

SHW200 At the discretion of the judge, an equine may be penalized or eliminated from a class "if the equine appears sullen, dull, lethargic, emaciated, drawn or overly tired.

SHW201 SPECIAL ASSISTANCE OR SPECIAL EQUIPMENT VARIANCE. At the sole discretion of ABRA, an individual may be authorized the use of special assistance or special equipment to enhance their physical ability to safely exhibit an equine in ABRA-approved or sponsored halter classes.

SHW201.1 EXHIBITORS WITH SPECIAL NEEDS VARIANCE. An exhibitor who is physically challenged and needs special accommodations may request a variance from the Board of Directors to have their special needs accommodated to be allowed to exhibit and be judged in ABRA-approved classes. The Board of Directors will issue a letter to the exhibitor granting or denying the request, stating the accommodations necessary and classes to be exhibited in. The letter must be applied for at least thirty (30) days prior to the first show and on a yearly basis. The letter will be valid through December 31 of the current calendar year.

SHW201.1.1 It is the exhibitors' responsibility to present the letter or photocopy to the show management when making their entries.

SHW201.1.2 It is show management's responsibility to inform the judges of special accommodations being used.

SHW202 If an exhibitor, while inside the show arena or show ring, is assisted in any manner by another person or provides assistance in any manner to another person, the exhibitor shall automatically be disqualified. This rule does not apply to co-exhibitors assisting each other in team events such as dally team roping, cutting, team penning or ranch sorting. Furthermore, this rule does not apply to an exhibitor who assists another exhibitor if such assistance was necessitated for the safety of competing exhibitors or equine as determined by the judge; however, the exhibitor in need of such assistance shall be disqualified.

SHW204 POINTS Points shall be awarded only to qualifying equines that are yearling or older, and entered in approved American Buckskin Registry Association shows and in approved Halter and Performance classes with the exception of the Dun Factor or Buckskin Color class where all Regular Registry or Buckskin Bred Program equines can earn lifetime points. Points will be awarded on the following basis:

Equines	1 st	2 nd	3 rd	4 th	5 th	6 th
2-3	1	-	-	-	-	-
4-7	2	1	-	-	-	-
8-11	3	2	1	-	-	-
12-15	4	3	2	1	-	-
16-19	5	4	3	2	1	-
20 & O	6	5	4	3	2	1

SHW204.1 No class of less than two (2) shall receive points but all classes, regardless of number, shall be judged.

SHW204.2 The **Grand Champion** of each sex division will receive two (2) additional points providing at least a minimum of three (3) yearling or older entries were exhibited in the respective sex division.

SHW204.3 The **Reserve Champion** of each sex division will receive one (1) additional point providing at least a minimum of three (3) yearling or older entries were exhibited in the respective sex division.

ABRA GREEN CLASSES

SHW205 The purpose of the Green classes is to allow an equine to compete on an entry level field with equine of the same level of experience. The Green class is a stepping stone to the advanced level of competition with seasoned equines. This class should be judged according to the purpose of its intent.

SHW205.1 Equine regardless of their age may be ridden with one hand on a standard western bit in Green Western or Ranch Horse Division classes, or two hands with a standard English bit Green English Classes, or with one or two hands and a snaffle bit or bosal/hackamore as described under ABRA western equipment rules. Equine must be ridden with

the appropriate equipment that is approved as per ABRA equipment rules for the corresponding open class.

SHW205.1.1 Any two (2) year old or older equine may participate. Two year olds may not be shown prior to July 1st.

SHW205.1.2 Any EQUINE that has not earned more than 10 points in any recognized breed association, or more than \$1000 in earnings in the respective open class as of January 1 of the current show year is eligible to compete in the corresponding Green class.

SHW205.1.3 An equine that has earned a World or Reserve World Championship in any of the above mentioned equine associations as of January 1 of the current show year is ineligible to compete in the corresponding Green class

SHW205.1.4 Any EQUINE that has not yet earned a Register of Merit prior to the current year in any approved ABRA, AQHA, APHA, IBHA, or USEF open class may be shown in an ABRA corresponding Green class. ROMs from all divisions (except Walk-Trot) will count.

SHW205.1.5 Equines showing in a Green class may also enter their corresponding open class at the same show. Green classes do not count for show all-around or high-point awards.

SHW205.1.6 Year Long Eligibility. If an equine is considered eligible on January 1, it may continue to be shown in a Green class for the calendar year, regardless of points earned.

SHW205.1.7 Eligibility of the equine is on the honor system and can be subject to verification through ABRA records, Equistat, and/or recognized breed associations

SHW205.1.8 Once an equine has earned 10 points in a Green class, or more than \$1,000 in earnings, it will no longer be eligible to compete in that particular Green class in subsequent years.

SHW205.1.9 An ROMs will be awarded when ten (10) points have been earned, but will not count towards any other ABRA awards, other than annual Honor Roll.

SHW205.2 ABRA-approved GREEN CLASSES

- Green Hunter Under Saddle
- Green Ranch Cow Work
- Green Ranch Cutting
- Green Ranch Rail Pleasure
- Green Ranch Riding
- Green Ranch Trail
- Green Ranch Reining
- Green Reining
- Green Trail
- Green Western Pleasure
- Green Western Riding

ABRA HORSE SHOW CLASSES

SHW210 DUN FACTOR

SHW210.1 Class may be offered for Open for Regular Registry only. This is an all age class only. This is an all age class only.

SHW210.2 This class is scored from zero (0) to five (5) points per characteristic and conformation. White markings are given minus one (1) to minus four (4) points. The judge may visually screen the class, but must tabulate the top eight (8) equine on an official Dun Factor Score Sheet. This score sheet must be returned to the ABRA office along with official show results.

SHW210.3 The use of any coat conditioner or dressing, etc., made of any material that is not clear or is pigmented in any way to alter the color and/or appearance of the primitive markings, hooves not included, is prohibited and shall be grounds for disqualification and will be reported to ABRA for possible disciplinary action. Judges shall not wear non-prescription sunglasses while judging the Dun Factor class.

SHW210.4 Artificial tails are NOT cause for disqualification in dun factor class.

SHW210.5 Hoof black is NOT cause for disqualification.

SHW211 BUCKSKIN COLOR CLASS

SHW211.1 Class may be offered for Open for Regular Registry only. This is an all age class only.

SHW211.2 This class is scored from zero (0) to five (5) points per characteristic and conformation. White areas and primitive markings are given minus one (1) to minus four (4) points. The judge may visually screen the class, but must tabulate the top eight (8) equine on an official Buckskin Color Score Sheet. This score sheet must be returned to the ABRA office along with official show results.

SHW211.3 The use of any coat conditioner or dressing, etc., made of any material that is not clear or is pigmented in any way to alter the color and/or appearance of the primitive markings, hooves not included, is prohibited and shall be grounds for disqualification and will be reported to ABRA for possible disciplinary action. Judges shall not wear non-prescription sunglasses while judging the Buckskin Color class. Hoof black is NOT cause for disqualification

SHW211.4 Artificial tails are NOT cause for disqualification in Buckskin Color class.

SHW211.5 Hoof black is NOT cause for disqualification.

SHW212 HALTER CLASSES

SHW212.1 These class may be offered for Regular Registry and Buckskin Bred Program for Open, Amateur, Youth divisions.

SHW212.2 A halter class is defined as a class where the equine is judged based upon its conformation. The purpose of the class is to select well-mannered individuals in the order

of their resemblance to the breed ideal and that are the most positive combination of balance, structural correctness, and movement with appropriate breed and sex characteristics and adequate muscling. Rating conformation depends upon objective evaluation of the following four traits: balance, structural correctness, breed and sex characteristics and degree of muscling. Of the four, balance is the single most important, and refers to the structural and aesthetic blending of body parts. Balance is influenced almost entirely by skeletal structure.

SHW212.3 The following halter classes are recommended for stallions, mares and geldings. No halter class can be combined which would include another sex division except group halter classes.

SHW212.4 Weanlings (foaled in calendar year of show)

SHW212.5 Yearlings (foaled in calendar year preceding show)

SHW212.6 Two (2) year olds

SHW212.7 Three (3) year olds

SHW212.8 Four (4) years old and older

SHW212.9 Performance Halter.

SHW212.10 Broodmares - Mares which have produced a live foal in the current year or the previous year. Mares may be any age. Mares shown in the broodmare class are not eligible to compete in any filly or mare class, nor is any mare shown in any filly or mare class eligible to compete in a broodmare class.

SHW212.11 GRAND AND RESERVE CHAMPION. When judging of all classes in a halter division has been completed, all first and second-place class winners of that sex division, shall return to the ring, with first-place class winners in one line and second place horses from each class in another line. The judge(s) shall select the Grand Champion stallion, mare or gelding from the first-place class winners in the respective sex division. If the first-place horse does not return for any reason, the second-place horse will move up to the first-place line and be considered for Grand and Reserve. The third-place horse cannot move up to second place in the class. All first-place horses will retain points in their respective class.

SHW212.11.1 It is mandatory that all approved shows select Grand and Reserve Champions when a minimum of three (3) yearling or older entries were exhibited in the respective sex division.

SHW212.11.2 In amateur halter or youth halter competition, when an exhibitor has qualified two or more equine for Grand and Reserve Champion, only another amateur or youth may assist that exhibitor as long as the amateur or youth who originally qualified the equine leads one of the equine in that class. An amateur cannot lead a non-owned equine in the open division for Grand and/or Reserve Champion.

SHW212.12 Spayed Mares. When exhibited at halter, spayed mares are to be shown in the regular mare classes.

SHW212.13 SPLITTING AND COMBINING HALTER CLASSES. Show management may combine or split age groups as justified by entries if there is unanimous consent of all involved exhibitors; however, if one sex division does not have a one point earning class, then show management may combine age groups within that sex division, without unanimous consent of all exhibitors, in order to make the sex division have a one point-earning class. Performance halter classes cannot be combined with any other halter class. Although ABRA recommends offering all halter classes for each of the age groups in each sex division, Show Management may offer halter classes already combined by age group on the show schedule. (ie Two Year Old and Younger and Three Year Old And Older)

SHW212.15 Halter Equipment. Whips are prohibited in all halter classes. Lip chains, safety leads, and lip cords are acceptable in all halter classes as long as the equipment lies flat against the gum-line.

SHW212.15.1 Safety lead is defined as a soft/flexible non abrasive protective leather/leather-like covered chain with links having a gauge of at least 4.0 mm that has an unsecured keeper with at least 3/4 inches of the lead outside of the halter before attachment of keeper. The safety lead cannot be rawhide, suede or roughout, cannot contain external metal and all seams must be turned inside. Further, the protective leather/leather-like covering shall extend up the side of the lead to the base of the snap that attaches to the side of the halter and be clearly visible on the side of the keeper.

SHW212.15.2 Lip cord is defined as a round smooth soft/flexible nonabrasive cotton polyblend cord with a dense core no smaller than 3/8 inches that has an unsecured keeper with at least 3/4 inches of the lead outside of the halter before attachment of keeper. The lip cord described above may not contain internal or external metal.

SHW212.15.3 Other than described above, no additional substances or materials may be added to a safety lead or lip cord.

SHW212.15.4 The safety lead or lip cord may only be applied over gum and not through the mouth.

SHW213 ATTIRE. Exhibitors in halter classes may wear either English or Western attire; appropriate tack to the exhibitor's dress.

SHW214 Procedure for judging halter. Entries will walk to the judge one at a time. As the equine approaches, the judge will step aside to enable the equine to trot past a cone, continue trotting, turn to the left making a true "L" and trot towards the left wall or arena fence. After trotting, entries will be lined up head to tail for individual inspection by the judge. The judge shall inspect each equine from both sides, front and rear.

SHW214.1 All exhibitors that do not complete the prescribed pattern correctly in three attempts will be disqualified and excused from the class.

SHW214.2 Any equine that becomes detached from its handler and is no longer under control shall be disqualified. If the initial equine exhibiting poor mannerisms causes other exhibitors to lose their equine, only the initiating equine can be disqualified. The decision of the judge will be final.

SHW215 PERFORMANCE HALTER

SHW215.1 This class may be offered for Regular Registry and Buckskin Bred Program for Open, Amateur Youth divisions. Only an all-age class will be held. Separate classes will be held for stallions, mares and geldings in the Open and Amateur divisions. Separate classes will be held for mares and geldings in the Youth division.

SHW215.2 First and second place in the Open, Amateur and Youth performance halter classes will be eligible for Grand and Reserve in each sex division.

SHW215.3 To be eligible to compete in a performance halter class, the equine must have earned a qualifying Performance Register of Merit or exhibit in an ABRA-approved performance class at the same show. Equines must be ridden or driven or shown in longe line at the same show. Walk-Trot classes, showmanship at halter and In Hand Trail do not count as an eligible performance class.

SHW215.4 Register of Merit must be earned and recorded on the equine's record. The original ROM certificate (or copy) must be provided to Show Management in order to exhibit in the Performance halter class.

SHW215.6 An equine may not show in the age division halter class and the performance halter class at the same show in a particular division. (i.e. may not enter Amateur Halter Mares and Amateur Performance Halter Mares at the same show.)

SHW216 GROUP HALTER

SHW216.1 The following are additional halter classes that are recommended if interest or entries justify them, but no points will be awarded for Register of Merit or Championship. Equines shown in a group halter class must be eligible to show in their individual halter class at that show.

SHW216.1.1 Produce of Dam. Two (2) produce (either sex can show). Dam must be registered with the ABRA, but need not be shown nor need produce be owned by owner of dam. The entry at the show must be made by the owner of the dam or by someone with written permission from the owner of the dam. Equines actually shown as the Produce of Dam may be of any age.

SHW216.1.2 Get of Sire. Three (3) get (either sex may be shown). Sire must be registered with the ABRA, but need not be shown nor need get be owned by owner of sire. The entry at the show must be made by the owner of the sire or by

someone with written permission from the owner of the sire. Equines actually shown as the Get of Sire may be of any age.

SHW216.1.3 Mare and foal. Mare with one (1) of her foals to be shown. Foals must have been foaled within the current calendar year. Mare and foal do not have to be owned by the same owner.

SHW216.1.4 Sire and Get. Sire with two (2) get to be shown. Sire and Get do not have to be owned by the same owner. Equines shown as the get in this class may be of any age.

SHW216.1.5 Exhibitors Group. Group of four (4) head, any sex or age, all owned by the exhibitor.

SHW217 HUNTER IN HAND

SHW217.1 This class may be offered for Regular Registry and Buckskin Bred Program for Open, Amateur and Youth divisions. This is an all age class. ROMs will be awarded when ten points have been earned, but will not count towards any other ABRA awards, other than Honor Roll.

SHW217.2 Attire. Attire of the handler should permit free movement. Color may be chosen to complement equine, but should be conservative. Suitable attire shall be proper Hunter Under Saddle attire, or a short-sleeved collared polo shirt or short-sleeved collared dress shirt (solid colors and either white or another conservative color), vest, tie and gloves (optional). Dress pants should be loose enough in which to run. If a belt is worn, it should be a plain belt, not of western type or style. Jeans and sleeveless shirts are forbidden. Running shoes, paddock boots, or English boots are required.

SHW217.3 Equipment. Equine may be shown in a plain leather halter. Equine two years old or older may be shown in a plain leather halter or English headstall equipped with any acceptable single rein English bit and that complies with appropriate equipment rules. A plain leather halter is required on yearling equine. The chain on the lead may be over the nose or under the chin; however, no chains are allowed in the equine's mouth and no lip chains are allowed.

SHW217.4 Class procedures.

SHW217.4.1 Equine will be judged individually on the triangle, following a posted order.

SHW217.4.2 The equine will approach the judging area (A) and set up for inspection in the "open" position (i.e. with all four legs of the equine visible by the judge standing on either side of the equine).

SHW217.4.3 The judge shall inspect each equine from the front, rear and both sides. Transmissible weaknesses and/or conditions shall be counted strongly against animals.

SHW217.4.4 At the judge's request, the equine will then walk the small triangle ABCA.

SHW217.4.5 The equine will continue on at a trot following the large ADEA.

SHW217.4.6 At the completion of the judging, the handler will lead the equine away from the judging area.

SHW217.4.7 As one (1) equine leaves, the next one will enter the judging area promptly.

SHW217.4.8 An exhibitor may show more than one equine in a class on the triangle.

SHW217.5 SCORING.

SHW217.6 Conformation scored on a scale of +8 to -8.

SHW217.6.1 Excellent (6 to 8); Very Good (3 to 5); Good (0 to 2); Poor (-1 to -3); Very Poor (-4 to -8)

SHW217.7 Walk scored on a scale of +8 to -8.

SHW217.7.1 Excellent (6 to 8); Very Good (3 to 5); Good (0 to 2); Poor (-1 to -3); Very Poor (-4 to -8)

SHW217.8 Trot scored on a scale of +12 to -12.

SHW217.8.1 Excellent (9 to 12); Very Good (5 to 8); Good (0 to 4); Poor (-1 to -6); Very Poor (-7 to -12)

SHW217.9 Temperament scored on a scale of +2 to -2.

SHW217.9.1 Excellent (2); Good (0 to 1); Poor (-1 to -2).

SHW217.10 PENALTIES: Maneuver evaluations and penalty applications are to be determined independently. The following penalties will be applied for each occurrence and will be deducted from the final score:

SHW217.10.1 One (1) point;

- Break of gait at walk or trot for 2 strides or less

SHW217.10.2 Three (3) points;

- Break of gait at walk or trot for more than 2 strides
- Knocking over a cone

SHW217.10.3 Five (5) points;

- Refusal
- Disobedience including but not limited to bucking, rearing, striking or kicking

SHW217.10.4 Disqualifications;

- Off pattern (see below)
- Pattern completed on wrong side of cones
- Not displaying correct gait
- Not submitting to inspection

SHW217.11 OFF PATTERN. If an equine is off pattern either by completing the large triangle ADEA before the small triangle ABCA, by not displaying the correct gait while completing the corresponding triangle or by not submitting to inspection prior to completing the pattern, the entry shall be disqualified.

SHW217.12 If an equine knocks over a cone or marker, they are to be scored accordingly. This does not constitute immediate disqualification, but at the judge's discretion can be penalized in the temperament or movement score.

SHW217.13 If an equine or exhibitor falls, they are to be scored accordingly. This does not constitute immediate disqualification, but at the judge's discretion can be penalized in the temperament or movement score.

SHW218 LONGE LINE CLASSES

SHW218.1 YEARLING LONGE LINE. This class may be offered for Regular Registry and Buckskin Bred Program for Open, Amateur and Non-Pro divisions. This class is open to Yearlings only. Only Amateur and Youth exhibitors may exhibit in both Open and Non-Pro classes.

SHW218.1.1 ROMs will be awarded when ten (10) points have been earned, but will not count towards any other ABRA awards, other than annual Honor Roll.

SHW218.2 TWO YEAR OLD LONGE LINE. This class may be offered for Regular Registry and Buckskin Bred Program for Open, Amateur and Non-Pro divisions. This class is open to equine Two Years of age only. Only Amateur and Youth exhibitors may exhibit in both Open and Non-Pro classes.

SHW218.2.1 ROMs will be awarded when ten (10) points have been earned, but will not count towards any other ABRA awards, other than annual Honor Roll. No Two (2) Year old longe line entry may be shown in any ABRA point approved riding class at the same show.

SHW218.3 An exhibitor may only show three (3) equines in each longe line class. The same exhibitor must show both segments of the class, however another exhibitor properly attired and wearing the correct number may stand-in once the conformation and longeing presentation is complete.

SHW218.4 The purpose of showing a yearling on a longe line is to demonstrate that the equine has the movement, manners/expression/attitude, and conformation to become competitive under saddle. Therefore, the purpose of this class is to reward:

SHW218.4.1 Quality of movement;

SHW218.4.2 Manners/Expression/Attitude;

SHW218.4.3 Conformation suitable to future performance and the equine should be judged with its suitability as a future performer under saddle in mind. This class should define what it means to be a "Western Pleasure prospect" or "Hunter Under Saddle prospect." Because these are young equine, they are not expected to demonstrate the behavior or quality of a finished show equine, but only that performance necessary for a reasonable presentation to the judge.

SHW218.5 ATTIRE. Conventional Western attire is mandatory; except if a prospect is considered to be a Hunter prospect then conventional English attire or Hunter in Hand attire is suggested (flat cap and fedoras are also acceptable). The type of attire worn by the exhibitor is not to be a consideration in placing the equine as long as the attire meets the requirements stated above.

SHW218.6 EQUIPMENT. Equine are to be shown in a halter with a noseband 3/4 or wider and flat (No rolled nosebands).

SHW218.6.1 For the longeing demonstration, the only attachment allowed to the halter is a longe line. The longe line may not exceed 30 feet with a snap attached to the halter. The longe line must hang free from the halter without touching any part of the equine. It is permissible to use a longe whip however, disqualification will occur anytime the exhibitor strikes the equine to cause forward or lateral movement at any time during the longe line demonstration;

SHW218.6.2 No other equipment is allowed on the equine during the class. Mechanical or retractable longe lines are not allowed;

SHW218.6.3 For the conformation inspection, a lead shank, such as used in halter or showmanship classes may be exchanged for the longe line prior to the longeing demonstration.

SHW218.6.4 No lip chains will be allowed.

SHW218.6.5 Exhibitors are not to be penalized for using regular halters and plain longe lines, nor are they to be rewarded for using show halters and longe lines. Only movement, manners/expression/way of going, and conformation are being judged. The type of equipment used is not to be a consideration in placing the equine as long as the equipment meets the requirements stated above.

SHW218.7 CLASS CONDITIONS. The class will consist of two parts:

SHW218.7.1 A conformation inspection.

SHW218.7.2 A longeing demonstration lasting one and one half minutes (90 seconds).

SHW218.7.3 Warm-up. Show Management is required to provide a five (5) minute warm-up period for all exhibitors.

SHW218.7.4 SPLITS It is recommended that Longe Line classes be shown in splits of no more than 15 equines at a time. Larger classes may also offer a finalists' go-round before the class is placed.

SHW218.7.5 It is required that show management split the warm-up and demonstration of entries when the arena cannot accommodate the total number of entries in a safe manner.

SHW218.7.6 Entries shall be allowed to warm-up, be judged for conformation, and demonstrate their longe line performance prior to the remaining splits before the class shall be considered complete. Upon completion of all splits, all entries shall return to the ring and the class placed.

SHW218.8 GAITS. Gaits are to be judged according to the ABRA rules for Gaits for Western Pleasure and Hunter Under Saddle classes.

SHW218.9 CONFORMATION & EQUIPMENT INSPECTION.

Each equine is to be inspected by the judge on conformation, proper equipment and for evidence of abuse, inhumane treatment, or violation of ABRA rules. Equines will not be allowed to show in illegal equipment or if there is evidence of abuse, of inhumane treatment, or of rule violations as mentioned in Rules. It is mandatory that an equine must be tracked at a walk and jog/trot in the conformation portion of the class prior to longeing. Equines that show evidence of lameness will be excused prior to the longeing demonstration.

SHW218.10 CLASS PROCEDURES

SHW218.11 Judge(s) will be outside the longeing circle.

SHW218.12 The conformation inspection will occur as the equine is walked into the arena prior to the longeing demonstration at which the judge will evaluate the equine for conformation suitable for future under saddle performance. The judge may not discriminate for or against muscling, but rather look for a total picture, emphasizing balance, structural correctness, and athletic capability. Additionally, judges shall immediately excuse any equine that exhibits obvious lameness at any time during the class.

SHW218.13 Arena conditions permitting, two areas in the arena should be available for exhibition, each located on one half of the arena. The announcer will then request the first horse to take up a location on one half of the arena and begin its one and one half minutes (90 seconds) warm up at the walk only. At the conclusion of that time period and prior to the first horse beginning its demonstration, the announcer will request the second horse to take up a place on the other half of the arena to prepare for its warm up. Once the first horse is signaled by the announcer to begin its performance, the second horse may begin its warm up at a walk. This process is repeated until all horses have completed their demonstration. Once the class has started, an equine warming up prior to their go may only warm up at the walk.

SHW218.14 The exhibitor will await the audible start signal. The longeing demonstration will begin at the sound of a whistle or other audible indicator. Time will not begin until the equine reaches their perimeter. When the "begin" signal is given, the exhibitor will be allowed 1 ½ minutes (90 seconds) to present the equine at all three gaits in both directions. At the end of 1 ½ minutes, the signal will be given to signify the end of the demonstration. Show management has the option of adding a "half-way" signal if they choose.

SHW218.15 The equine will be scored at all three gaits in both directions.

SHW218.15.1 Western Pleasure prospects are to show at the walk, jog, and lope.

SHW218.15.2 Hunter Under Saddle prospects are to show at the walk, trot and canter.

SHW218.15.3 Any equine that does not exhibit these gaits in each direction will be disqualified from the class.

SHW218.16 Exhibitors may begin work in the direction of their choice (counter or clockwise). At the end of the 1 1/2 minutes (90 seconds), the signal will be given and the exhibitor shall, at the request of show management, retire from the longeing area to the end of the arena. The equines are to stand quietly on the wall while the other exhibitors present their equines.

SHW218.17 The equines are to be judged on movement, Manner/Expression/Attitude, Conformation, suitable to their purpose and Use of circle. Judges should judge the movement of the equine as defined in the ABRA rules for gaits.

SHW218.18 If the equine is playing on the longe line, it shall not count against the equine. The judge will, however, penalize the equine for excessive bucking, or running off, stumbling, or displaying attitudes that are uncomplimentary to pleasure equines.

SHW218.19 Falling down will constitute disqualification.

SHW218.20 Exhibitors are encouraged to exhibit their equine making full use of a 25' radius circle, as they will be scored on this.

SHW218.21 SCORING

SHW218.22 The Official NSBA or ABRA Longe Line Score sheet must be used in each approved class by each judge. The score sheet will be posted or a copy of the sheet will be posted at the end of the class. The equines with the highest scores are the winners, scoring will be on a basis of 0-infinity with 70 denoting an average performance. Each evaluated element will receive a score that will be added or subtracted from 70 and is subject to a penalty that should also be subtracted.

SHW218.23 The score reflects the equine's performance on that day. Conformation, Jog/Trot, Lope/Canter and Manners/Attitude will be scored on the following basis ranging from +3 Excellent, +2 Very Good, +1 Good, 0 Correct, -1 Poor, -2 Very Poor, -3 Extremely Poor. The Walk and Use of Circle will be scored on the following basis ranging from +1½ Excellent, +1 Very Good, +1/2 Good, 0 Correct, -1/2 Poor, -1 Very Poor, -1½ Extremely Poor.

SHW218.24 The judge(s) have the sole discretion to use their own personal preference to break any ties in total points. The ABRA requires that the score for each individual go be reflected on a component-by-component basis using an approved NSBA or ABRA score sheet. This score sheet represents the judge's report to an exhibitor of how a score was derived, and it is critical that this report to the exhibitor be accurate.

SHW218.25 The show management is responsible for verifying all scores and totals. If errors in tabulation have occurred they should be immediately corrected and new placings announced at the event.

SHW218.26 Judges are to evaluate movement based on the gait descriptions. A 25' radius circle should be maintained at all gaits.

SHW218.26.1 Walk. The walk will be scored on a scale of +1 ½ to -1 ½ with 0 being average. Using a 25' radius, the equine must walk a minimum of two equine lengths for the judge to have sufficient time to evaluate and score the walk. Lower gait scores should reflect stumbling in the gait.

SHW218.26.2 Jog or Trot. The jog/trot will be scored on a scale of +3 to -3 in each direction, with 0 being average/correct. Using a 25' radius, the equine should jog or trot a minimum of ½ circle both directions of the ring. Lower gait scores should reflect stumbling in the gait.

SHW218.26.3 Lope or Canter. The lope/canter will be scored on a scale of +3 to -3 in each direction, with 0 being average/correct. Using a 25' radius, the equine should lope or canter a minimum of one full circle in both directions of the ring. Lower gait scores should reflect stumbling in the gait.

SHW218.26.4 Use of Circle. Scores for all gaits in both directions should reflect positive, consistent use of the 25' radius of the circle. Extra credit will be given for full, extended use of the circle on a slightly loose line. Lower gait scores should reflect lack of full use of the circle.

SHW218.26.5 Manners/Expression/Attitude will be scored on a scale of +3 to -3 in each direction, with 0 being average/correct.. Equines will be penalized for obvious signs of overwork and sourness such as ear-pinning, head-throwing, striking, tail-wringing, or a dull, lethargic manner of going. They will also be penalized for dangerous behavior such as excessive bucking, cutting into the circle, or running off. Additionally, incidental touching the equine with the whip, cross-cantering, balking, backing up on the longe line and excessive urging from the exhibitor should be penalized accordingly.

SHW218.26.6 Conformation will be scored on a scale of +3 to -3, with 0 being average/correct. The equine will be judged on conformation suitable to future performance as a Western Pleasure or Hunter Under Saddle competitor. The Judges should look for a total picture, emphasizing balance, structural correctness, and athletic capability..

SHW218.26.7 Use of Circle. Scores for all gaits in both directions should reflect positive, consistent use of the 25' radius of the circle. Extra credit will be given for full, extended use of the circle on a slightly loose line. Lower gait scores should reflect lack of full use of the circle. Consideration will be given to how well or how poorly the equine/exhibitor team uses the 25' radius of the longeing circle. A separate box on the scorecard is available to indicate an overall score from + 1 ½ to -1 ½ with 0 being average/correct for use of the circle.

SHW218.26.8 Circle Scores. As described earlier, the ABRA has determined that a 25' radius is the appropriate size

of circle in which to show a longe liner. It is the judge's responsibility to evaluate the circles and incorporate use of the circle in the gait scores based on the following scale:

SHW218.26.8.1

- +½ to +1½ points (Good to Excellent Use of the Circle)
- Equine consistently stays on the perimeter of the circle with slight looseness in the line
- Equine turns around on the circle perimeter

SHW218.26.8.2

- 0 points (Average/correct use of the circle)
- Equine is only slightly inconsistent in using the 25' radius of the circle

SHW218.26.8.3

- -½ to -1 ½ points (Adequate Poor to Unacceptable use of the circle)
- Equine is shown in a circle radius of less than 25'
- Potentially dangerous slack in the line
- Equine pulls exhibitor out of the circle

SHW218.27 Other scoring considerations: This class should be looked upon as a class that defines what it means to be a "pleasure prospect" or "hunter prospect" suitable to become a future performer under saddle. Therefore, attitudes and attributes that contribute to becoming a future performer will be rewarded within the gait scores.

SHW218.27.1 Higher gait scores will reflect:

SHW218.27.2 Above average to exceptional manners, expression, alertness, responsiveness, and pleasant attitude,

SHW218.27.3 Above average to exceptionally smooth transitions between gaits,

SHW218.27.4 Above average to excellent cadence and consistency at all three gaits.

SHW218.27.5 PENALTIES FIVE (5)-POINT PENALTIES WILL OCCUR PER DIRECTION:

SHW218.27.6 Failure to walk a minimum of two equine lengths;

SHW218.27.7 Failure to jog/trot a minimum of 1/4 (quarter) of a circle;

SHW218.27.8 Failure to demonstrate the correct lead for a minimum of 1/4 (quarter) of a circle;

SHW218.28 DISQUALIFICATION WILL OCCUR IN THE FOLLOWING INSTANCES:

SHW218.28.1 Evidence of lameness - judge will immediately excuse equine from the arena.

SHW218.28.2 Striking of the equine to cause forward or lateral movement.

SHW218.28.3 Fall to the ground by equine. A equine is deemed to have fallen when its shoulder and/or hip and/ or underline touches the ground.

SHW218.28.4 Equine steps over or becomes entangled in the longe line.

SHW218.28.5 Failure to show at all three gaits in both directions.

SHW218.28.6 Exhibitor shows disrespect towards the judge(s).

SHW218.28.7 Any time the equine becomes detached from the handler.

SHW218.28.8 Failure to complete trot off for soundness in three attempts

SHW219 SHOWMANSHIP AT HALTER AND RANCH SHOWMANSHIP AT HALTER

SHW219.1 This class may be offered in Regular Registry and Buckskin Bred Program for ONLY Amateur, Amateur Select, Youth, Amateur Walk-Trot and Youth Walk-Trot divisions.

SHW219.2 Showmanship is designed to evaluate the exhibitor's ability to execute, in concert with a well-groomed and conditioned equine, a set of maneuvers prescribed by the judge with precision and smoothness while exhibiting poise and confidence, and maintaining a balanced, functional and fundamentally correct body position.

SHW219.3 PATTERNS. It is mandatory that the pattern(s) to be worked be posted at least one hour prior to the commencement of the class; however, if the judge requires additional work of exhibitors for consideration of final placing, the finals pattern may be posted. Pattern(s) should be designed to test the showman's ability to effectively present an equine to the judge. All ties will be broken at the judge's discretion.

SHW219.3.1 The following maneuvers are considered acceptable: lead the equine at a walk, jog, trot or extended trot, or back in a straight or curved line, or a combination of straight and curved lines; stop; and turn 90 (1/4), 180 (1/2), 270 (3/4), 360 (full turn) degrees or any combination or multiple of these turns. The pull turn is an unacceptable maneuver. The judge must have exhibitors set the equine up squarely for inspection sometime during the class.

SHW219.4 Listed are points on which exhibitors are to be judged

SHW219.4.1 Overall presentation of exhibitor and equine

SHW219.4.2 Presentation and position of exhibitor

SHW219.4.3 Presentation of equine

SHW219.4.4 Performance

SHW219.4.5 Showmanship whips (dressage whips etc.), war bridles or like devices or any type of wire or rope over a equine's head are not permitted for showmanship purposes. A minimum gauge link of 4.0 mm is required when using a chain.

SHW219.5 CLASS PROCEDURES. All exhibitors may enter the ring and then work individually or each exhibitor may be worked from the gate individually. When exhibitors are worked individually from the gate, a working order is required. All exhibitors may enter the ring and then work individually or each exhibitor may be worked from the gate individually. Exhibitors should be instructed to either leave the arena or find a place in line.

SHW219.6 SCORING: Exhibitors are to be scored from 0 to infinity with 70 denoting an average performance. Patterns will be divided into maneuvers, as specified by the judge, and each maneuver will be scored from +3 to -3 with ½ point increments acceptable that will be added or subtracted from 70. Maneuver scores should be determined independent of penalties, and should reflect equal consideration of both performance of the exhibitor's pattern and the form and effectiveness of the exhibitor's pattern and the effectiveness of the presentation of the equine to result in the following scores:

- +3 Excellent;
- +2 Very Good;
- +1 Good;
- 0 Average or Correct;
- -1 Poor;
- -2 Very Poor;
- -3 Extremely Poor.

Exhibitors overall form and effectiveness should also be scored from 0 to 5 with:

- 0 to 2 Average;
- 3 Good;
- 4 Very Good;
- 5 Excellent.

SHW219.7 PENALTIES Maneuver evaluations and penalty applications are to be determined independently. The following penalties will be applied for each occurrence and will be deducted from the final score.

SHW219.8 Three (3) points

- Break of gait at walk or trot for up to two strides;
- Over or under turning up to 1/8 of a turn;
- Ticking or hitting cone;
- Sliding a pivot foot;
- Lifting a pivot foot during a pivot or set-up and replacing it in the same place;
- Lifting a foot in a set-up and replacing it in the same place after presentation;

SHW219.9 Five (5) points

- Not performing specific gait or not stopping within ten (10) feet (3 meters) of designated area;
- Break of gait at walk or trot for more than two (2) strides;
- Splitting the cone (Cone between the equine and exhibitor)
- Equine stepping out of or moving the hind end significantly during a pivot or turn;

- Equine stepping out of set-up after presentation;
- Over/under turning 1/8 to 1/4 turn;
- Equine resting a foot or hipshot in a set-up;

SHW219.10 Ten (10) points

- Exhibitor is not in the required position during inspection;
- Exhibitor touching the equine or kicking or pointing their feet at the equine's feet during the set-up;
- Standing directly in front of the equine;
- Loss of lead shank, holding chain or two hands on shank;
- Blatant disobedience including but not limited to biting, kicking, rearing or pawing; equine continually circling exhibitor;
- Horse stepping out of or moving the hind end significantly during a pivot or turn more than one time.

SHW219.11 Disqualifications (Should not be placed) include:

- Loss of control of equine that endangers exhibitor, other equine, or judge;
- Equine becomes separated from exhibitor;
- Failure to display correct number;
- Willful abuse;
- Illegal equipment;
- Never performing specific gait;
- Excessive schooling or training; use of artificial aids.
- Knocking over, traveling on wrong side of the cone or marker, or going off pattern;
- Over or under turning by more than 1/4 turn.

SHW219.15 RANCH SHOWMANSHIP AT HALTER

SHW219.16 This class may be offered in Regular Registry and Buckskin Bred Program for ONLY Amateur, Amateur Select, Youth, Amateur Walk-Trot and Youth Walk-Trot divisions.

SHW219.17 Refer to Ranch Attire for attire.

SHW219.18 Refer to Ranch Conformation for Equipment.

SHW219.19 Refer to Showmanship at Halter for class procedures, patterns etc.

SHW219.20 Refer to Showmanship at Halter for scoring with the following exceptions for the ranch division.

SHW219.21 Off Pattern (OP) Placed below horses performing all maneuvers

- Eliminates or adds maneuver;
- Incomplete maneuver;
- Repeated blatant disobedience;
- Never performing specific gait;
- Excessive schooling or training; use of artificial aids;
- Knocking over, traveling on wrong side of the cone or marker, or going off pattern;
- Over or under turning by more than 1/4 turn.

SHW219.22 Disqualifications (Should not be placed) include:

- Loss of control of equine that endangers exhibitor, other equine, or judge;

- Equine becomes separated from exhibitor;
- Failure to display correct number;
- Willful abuse;
- Illegal equipment.

SHW220 WESTERN PLEASURE

SHW220.1 This class may be offered in Regular Registry and Buckskin Bred Program for Open, Green, Amateur, Amateur Select, Youth, Non-Pro, Amateur Walk-Trot and Youth Walk-Trot divisions.

SHW220.1.1 No equine shall be allowed to show in more than one (1) western pleasure class per show, excluding youth, Amateur, Amateur Select and Green events.

SHW220.2 In judging Western Pleasure credit is to be given to the equine that under light control and without intimidation goes forward with comfort, self-carriage, confidence, willingness, and a balanced fluid stride. To evaluate these things a judge should look for these six characteristics: cadence and rhythm, topline and expression, consistency and length of stride, in that order.

SHW220.2.1 Cadence is defined as: The accuracy of a horse's footfalls at any given gait.

SHW220.2.2 Rhythm is defined as: The speed of those footfalls at any given gait.

SHW220.2.3 The Topline: The head and neck should be carried in a relaxed, natural position, compatible with the horse's conformation. The head should not be carried behind the vertical, giving the appearance of intimidation or be excessively nosed out, giving a resistant appearance.

SHW220.2.4 Expression should have a pleasant look with clear bright eyes and a willing attitude.

SHW220.2.5 Consistency is defined as: The ability to maintain the same topline, cadence and rhythm in each gait throughout the class.

SHW220.2.6 Length of stride should be of a reasonable length in relation to that equine's conformation with a full extension of the limbs.

SHW220.2.7 The winner of any Western Pleasure class should be the horse that best combines these 6 (six) characteristics. Cadence and rhythm should always be first and most important in evaluating western pleasure.

SHW220.3 Equine to be shown at a walk, jog, and lope on a reasonably loose rein without undue restraint. Equine must work both ways of the ring at all three (3) gaits to demonstrate their ability with different gaits. Any of the gaits may be extended. The lope is described as "slightly increasing forward motion". It is mandatory that the jog be extended in at least one direction. An extended jog is a definite two beat lengthening stride and is an increased pace resulting in lengthening of stride and covering more ground. Cadenced

and balance with smoothness is more essential than speed. This applies to all ABRA-approved western pleasure classes with the exception of Youth 13 & Under. In these classes, the extension of the jog is optional. Equine cannot be asked to reverse at the lope or the extended lope. Equine are to be reversed to the inside (away from the rail). They may be required to reverse at the walk or jog at the discretion of the judge, but shall not be asked to reverse at the lope. Judge must ask that the equine be backed. The judge may, at his/her discretion, require the backing of only the finalists in the class.

Judge(s) may ask for additional work of the same nature from any equine. He/she is not to ask for work other than that listed above. Exhibitors shall not be required to dismount except in the event the judge wishes to check equipment.

SHW220.4 This class will be judged on the performance of the equine. Entries will be penalized for excessive speed or being on wrong leads.

SHW220.5 Except for junior equine shown with a hackamore or snaffle bit, reins shall be held in one (1) hand and cannot be changed during performance. Hand to be around reins. The index finger only is permitted between split reins. While equine is in motion, the exhibitor's hands shall be clear of equine and saddle.

SHW220.6 Spurs or romal shall not be used forward of the cinch.

SHW220.7 YOUTH WALK-TROT AND AMATEUR WALK-TROT ONLY. The same rules apply however the lope will be omitted

SHW221 WESTERN HORSEMANSHIP

SHW221.1 This class may be offered for Regular Registry and Buckskin Bred Program for ONLY Amateur, Amateur Select, Youth, Amateur Walk-Trot and Youth Walk-Trot divisions.

SHW221.2 Western Horsemanship is designed to evaluate the exhibitor's ability to execute, in concert with their equine, a set of maneuvers prescribed by the judge with precision and smoothness while exhibiting poise and confidence and maintaining a balanced, functional and fundamentally correct body position. The ideal horsemanship pattern is extremely precise with the exhibitor and equine working in complete unison, executing each maneuver with subtle aids and cues. The equine's head and neck should be carried in a relaxed, natural position, with the poll level with or slightly above the withers. The head should not be carried behind the vertical, giving the appearance of intimidation, or be excessively nosed out, giving a resistant appearance.

SHW221.3 Patterns. It is mandatory that the judge post the initial pattern to be worked at least one hour prior to the commencement of the class; however, if the judge requires additional work of exhibitors for consideration of final placing, an additional pattern may be posted. All patterns must include a walk, jog, lope and back. Walk-Trot Patterns

and optional W/T rail work will omit the lope, extended lope and riding without stirrups. Pattern(s) should be designed to test the horseman's ability. All ties will be broken at the judge's discretion. The following maneuvers are acceptable in a pattern: walk; jog; extended jog; lope or extended lope in a straight line; curved line; serpentine; circle or figure 8; or combination of these gaits and maneuvers; stop, back in a straight or curved line; turn or pivot; including spins and rollback on the haunches and/or the forehand; sidepass; two-track or leg-yield; when a lead change is a required maneuver, it may be designated as a simple change or the exhibitor has the option to perform either a simple or flying lead change; counter-canter; or any other maneuver; or ride without stirrups.

SHW221.3.1 For safety reasons, exhibitors will not be required to dismount or mount as part of the class routine, with the exception of equipment checks.

SHW221.4 CLASS PROCEDURE. Exhibitors may be worked individually from the gate or they may all enter at once, but a working order must be drawn. Exhibitors should be instructed to either leave the arena, fall into line, or find a place on the rail after their pattern work. The entire class, or finalists only, may work at all three gaits at least one direction of the arena at judge's discretion.

SHW221.5 SCORING. Exhibitors are to be scored from 0 to infinity with 70 denoting an average score. Patterns will be divided into maneuvers, as specified by the judge, and each maneuver will be scored from +3 to -3 with 1/2 point increments acceptable that will be added or subtracted from 70. Maneuver scores should be determined independent of penalties, and should reflect equal consideration of both performance of the exhibitor's pattern and the equitation form and effectiveness of the exhibitor to result in the following scores:

- +3 Excellent;
- + 2 Very Good;
- + 1 Good;
- 0 Average or Correct;
- -1 Poor;
- -2 Very Poor;
- -3 Extremely Poor.

Exhibitors overall form and effectiveness should also be scored from 0 to 5 with:

- 0 to 2 Average;
- 3 Good;
- 4 Very Good;
- 5 Excellent.

SHW221.6 PENALTIES. Maneuver evaluations and penalty applications are to be determined independently. The following penalties will be applied for each occurrence and will be deducted from the final score:

SHW221.7 Three (3) points

- Break of gait at walk or jog/trot up to two (2) strides;
- Over/under turn from 1/8 to 1/4;
- Tick or hit of cone;

SHW221.8 Five (5) points

- Not performing the specific gait or not stopping when called for in the pattern within 10 feet (3 meters) of designated area;
- Incorrect lead or break of gait (except when correcting an incorrect lead);
- Break of gait at a walk or jog for more than two (2) strides;
- Loss of stirrup;
- Bottom of boot not touching pad of stirrup at all gaits including backup;
- Obviously looking down to check leads;
- Head carried too low and/or clearly behind the vertical while the equine is in motion, showing the appearance of intimidation;

SHW221.9 Ten (10) points

- Loss of rein;
- Use of either hand to instill fear or praise while on pattern or during rail work;
- Holding saddle with either hand;
- Cueing with the end of the romal;
- Blatant disobedience including, but not limited to, biting, kicking, pawing, bucking and rearing;
- Spurring in front of the cinch;

SHW221.10 Disqualifications (should not be placed)

- Failure to display correct number;
- Abuse of equine or schooling;
- Going off pattern;
- Fall by equine or exhibitor;
- Illegal equipment or illegal use of hands on reins;
- Use of prohibited equipment;
- Knocking over or wrong side of cone or marker; never performing designated gait or lead; over or under turning more than 1/4 turn.

SHW222 BAREBACK HORSEMANSHIP; BAREBACK EQUITATION

SHW222.1 This class may be offered for Regular Registry and Buckskin Bred Program for ONLY Youth Division. This is an all age class.

SHW222.2 Exhibitors will be judged on seat, hands, ability to control and show equine.

SHW222.3 The class can be ridden in either English or Western attire, with appropriate bridle to the style of dress.

SHW222.4 All equines are to enter the ring at a walk and be judged at a walk, jog/trot and lope/canter both ways of the ring. All equines will be required to back up.

SHW222.5 For safety reasons, exhibitors will not be required to dismount or mount as part of the class routine.

SHW223 DISCIPLINED RAIL - WESTERN

SHW223.1 This class may be offered for Regular Registry and Buckskin Bred Program for Open, Amateur, and Youth divisions.

SHW223.2 The Disciplined Rail - Western class is a command class to show the ability of a highly trained western equine. Due to the level of training required to perform in a manner to exhibit the ability of the equine, it is suggested to offer separate Junior Equine (equine five (5) years and under), and Senior Equine (equine six (6) years and over) classes.

SHW223.3 Equine are to be shown in appropriate Western attire and equipment.

SHW223.4 All equine shall enter the ring and be shown together with no individual work-off except in the event of a tie. Should the number of entries warrant more than one (1) go-round to determine finalists, each go-round shall require the exact same sequence of work performed to determine finalists. All finalists shall be considered and judged for awards.

SHW223.5 The class shall be judged or scored on the ability of the individual equine exhibited. The class shall not be scored as a "fault and out" class. The judge may vary the work order of a class but shall maintain the same order of work if more than one (1) go-round is required to determine finalists. When a final go-round is being judged, the order of work may be varied and additional work requested from the original go-rounds.

SHW223.5.1 This class is to be judged on performance, ability, response, and attitude of the equine. The judge shall be positioned to view the complete arena by standing at one end or corner or out of the arena when possible to view as many entries as possible during the class.

SHW223.6 The class routine shall first be to perform work on the rail and/or lineup and shall include any of the following:

SHW223.6.1 A short walk, jog and/or lope either one or both ways of the ring;

SHW223.6.2 Flying change of leads either one or both ways of the ring.

SHW223.6.3 A start and travel on an incorrect lead, or a counter-lope.

SHW223.6.4 Start a lope from a standstill.

SHW223.6.5 Sliding stop to include settling on a loose rein.

SHW223.6.6 Side-pass to either or both left and/or right.

SHW223.6.7 Turn on the forehand and/or hindquarters.

SHW223.6.8 A hand gallop or extended lope of no more than twelve (12) equine at a time on the rail or to be used only for finalists.

SHW223.6.9 Extended walk or jog at any time during the class.

SHW223.6.10 Additional work may be requested by the judge to include portions of above or variations of above, but in no way shall an equine and/or exhibitor be overworked or made to perform unsafely in any manner.

SHW223.6.11 For safety reasons, exhibitors will not be required to dismount or mount as part of the class routine, with the exception of equipment checks.

SHW224 IN HAND TRAIL

SHW224.1 Yearling In Hand Trail. This class may be offered for Regular Registry and Buckskin Bred Program for Open, Amateur, Non-Pro divisions. This class is open to Yearlings only.

SHW224.2 Two Year Old In Hand Trail. This class may be offered for Regular Registry and Buckskin Bred Program for Open, Amateur, Non-Pro divisions. This class is open to two year olds only.

SHW224.3 This class is designed to provide exhibitors of young equine an opportunity to compete in a performance event and to prepare a young equine for a productive performance career without undue physical or mental stress and is open to two year olds only.

SHW224.4 In Hand Trail equine should exhibit a calm and interested manner and a willing attitude while negotiating the course demonstrating trust and confidence in the handler while being courageous, yet cautious, in approaching the obstacles.

SHW224.5 ROMs will be awarded when ten (10) points have been earned, but will not count towards any other ABRA awards, other than annual Honor Roll.

SHW224.6 Course Requirements.

SHW224.6.1 Care must be exercised to avoid the setting up of any of these obstacles in a manner that may be hazardous to the equine or handler. Obstacles should be placed in such a manner that they flow from one to the other quickly and efficiently.

SHW224.6.2 Change of Procedure. Where the local conditions and equipment will not permit the establishment of obstacles as specified and that they may require changing of procedures or hand on the lead, then all competitors must be advised that such changing of procedure or of hands as permitted with the exception of working the gate.

SHW224.6.3 Trotovers cannot be elevated.

SHW224.6.4 In-Hand Trail equine will not be required to lope.

SHW224.6.5 *The pull turn is an unacceptable maneuver.*

SHW224.7 Exhibitor Requirements.

SHW224.7.1 Equines are to be shown in a halter only.

Exhibitors must use only the right hand on the lead where the chain begins, and lead on the equine's left side. A chain may be used under the chin or hanging from the halter. Exhibitor must use only the left hand to carry the excess lead, looped loosely except when:

SHW224.7.2 Carrying an object from one part of the arena to another.

SHW224.7.3 Opening/closing a gate, left hand gate only. In these cases, the right hand can carry the excess lead.

SHW224.7.4 Side-passing. In this case, the lead at the chain and the excess lead can be held in the hand at the equine's head.

SHW224.8 Exhibitors should be poised, confident, courteous and sport manlike at all times. The exhibitor should continue showing the equine until the class has been placed or excused.

SHW224.9 Any stops should be straight, smooth and responsive with the equine's body remaining straight. Backing and turning should be performed from the left side of the equine.

SHW224.10 The exhibitor should face the equine when backing. Exception: When negotiating a gate, the exhibitor is not required to face the equine. The equine should back up readily with the head, neck and body aligned in a straight or curved line as instructed.

SHW224.11 Exhibitors are not allowed to touch the equine at any time with either hand to instill fear or praise while working the pattern.

SHW224.12 SCORING. Scoring will be on the basis of 0-infinity, with 70 denoting an average performance. Each obstacle will receive an obstacle score that should be added or subtracted from 70 and is subject to a penalty that should be subtracted. Each obstacle will be scored on the following basis in ½ point increments: -1 1/2 Extremely poor, -1 Very poor, -1/2 Poor, 0 Correct, +1/2 Good, +1 Very good, +1 1/2 Excellent. Maneuver evaluations and penalty applications are to be determined independently. The following penalties will be applied to each occurrence and be deducted from the final score:

SHW224.13 One half (1/2) point

- Each tick of log, pole, cone, plant or obstacle;

SHW224.14 One (1) point

- Each hit, bite or stepping on a log, pole, cone, plant or any component of the obstacle;
- Incorrect or break of gait at walk or jog for two strides or less;
- Both front or hind feet in a single-strided slot or space;
- Skipping over or failing to step into required space;
- Failure to meet the correct strides on trot over log obstacles;

SHW224.15 Three (3) points

- Incorrect or break of gait at walk or jog for more than two (2) strides;
- Knocking down an elevated pole, cone, barrel, plant or obstacle, or severely disturbing an obstacle unless caused by the tail;
- Stepping outside the confines of, falling or jumping off or out of an obstacle with one foot once the foot has entered obstacle; including missing one element of an obstacle on a line travel with one foot;

SHW224.16 Five (5) points

- Dropping object or slicker required to be carried on course;
- First or second cumulative refusal, balk, or evading an obstacle by shying or backing;
- Letting go of gate or dropping rope gate;
- Use of either hand to instill fear or praise (slight touching or tapping with one hand to cue horse in a sidepass maneuver only is acceptable);
- Stepping outside the confines of, falling or jumping off or out of an obstacle with more than one foot once the foot has entered obstacle; including missing one element of an obstacle on a line of travel with more than one foot;
- Blatant disobedience (including biting, kicking out, bucking, rearing, striking or continuously circling the exhibitor);

SHW224.17 Disqualification. Zero Score (Should not be placed).

- Performing the obstacles other than in specified order;
- No attempt to perform an obstacle;
- Equipment failure that delays completion of pattern;
- Excessively or repeatedly touching the equine;
- Failure to enter, exit or work obstacle in any manner other than how it's described, including overturns of more than 1/4 turn;
- Failure to follow the correct line of travel;
- Working outside designated boundary marker of the arena or course area;
- Third cumulative refusal, balk, or evading an obstacle by shying backing over entire course;
- Failure to demonstrate correct gait as designated;
- Equine gets loose from exhibitor;
- Leading or backing on the wrong side of the horse. Leading and backing should be performed from the left side of the equine;
- Fall of equine or exhibitor;
- Excessive schooling, pulling, turning or backing anywhere on course;
- Failure to complete an obstacle (i.e. dropping the rope gate and not picking it up).

SHW225 TRAIL CLASS

SHW225.1 This class may be offered for Regular Registry and Buckskin Bred Program for Open, Green, Amateur, Amateur Select, Youth, Amateur Walk-Trot and Youth Walk-Trot divisions. No equine shall be allowed to show in more

than one (1) (Buckskin) Trail class per show, excluding ranch, green, youth and amateur events.

SHW225.2 This class will be judged on the performance of the equine over obstacles, with emphasis on manners, response to the exhibitor and quality of movement. Credit will be given to equine negotiating the obstacles with style and some degree of speed, providing correctness is not sacrificed. Equine should receive credit for showing attentiveness to the obstacles and the capability of picking their own way through the course when obstacles warrant it, and willingly responding to the exhibitor's cues on more difficult obstacles.

SHW225.3 Equine shall be penalized for any unnecessary delay while approaching or negotiating the obstacles. Equine with artificial appearance over obstacles should be penalized.

SHW225.4 Equine must not be required to work on the rail. The course must be designed, however, to require each equine to show the three gaits (walk, jog, lope) somewhere between obstacles as a part of its work, and quality of movement and cadence should be considered as part of the maneuver score. While on the line of travel between obstacles, the equine shall be balanced, carrying his head and neck in a relaxed, natural position, with the poll level with or slightly above the withers. The head should not be carried behind the vertical, giving the appearance of intimidation, or be excessively nosed out, giving a resistant appearance. Gait between obstacles shall be at the discretion of the judge.

SHW225.5 The course to be used must be posted at least one hour before scheduled starting time of the class.

SHW225.6 Course Requirements:

SHW225.6.1 Management, when setting courses, should keep in mind that the idea is not to trap an equine, or eliminate it by making an obstacle too difficult. All courses and obstacles are to be constructed with safety in mind so as to eliminate any accidents. If difficult courses are set, junior trail should be less difficult. When the distances and spaces are measured between all obstacles, the inside base to inside base measurement of each obstacle considering the normal path of the equine, should be the measuring point. Enough space must be provided for an equine to jog [at least 30 feet (9 meters)] and lope [at least 50 feet (15 meters)] for the judges to evaluate these gaits.

SHW225.6.2 If disrupted, the course shall be reset after each equine has worked. In the case that a combination of obstacles are used, the course cannot be reset until the exhibitor finishes the entire course regardless of where any disruption occurs.

SHW225.6.3 At least six obstacles must be used, three of which must be from the mandatory list of obstacles and at least three others selected from the list of optional obstacles.

SHW225.6.4 Walk-Trot Patterns will omit the lope.

SHW225.7 Mandatory Obstacles:

SHW225.7.1 Opening, passing through and closing gate. (Losing control of gate is to be penalized.) Use a gate which will not endanger equines or exhibitors. If the gate has a metal, plastic or wooden support bar under the opening, exhibitors must work the gate moving forward through it. The gate is optional for the Youth Walk-Trot Division. The gate may be a walk-through.

SHW225.7.2 Ride over at least four logs or poles. These can be in a straight line, curved, zigzag or raised. The space between the logs is to be measured and the path the equine is to take should be the measuring point. Trot-overs and lope-overs cannot be elevated in Green classes. Trot-overs cannot be elevated in Walk-Trot classes.

All elevated elements must be placed in a cup, notched block, or otherwise secured so they cannot roll. The height should be measured from the ground to the top of the element. Spacing for walkovers, trot-overs, and lope-overs should be as follows or increments thereof:

- The spacing for walkovers shall be 20" to 24" (40 cm to 60 cm) and may be elevated to 12" (30 cm). Elevated walkovers should be set at least 22" (55 cm) apart.
- The spacing for trot-overs shall be 3' to 3'6" (90 cm-105 cm) and may be elevated to 8" (20cm).
- The spacing for lope-overs shall be 6' to 7' (1.8 to 2.1 meters) or increments thereof, and may be elevated to 8" (20 cm).

SHW225.7.3 Backing obstacle:

- Backing obstacles to be spaced a minimum of 28" (70 cm). If elevated, 30" (75 cm) spacing is required. Entrants cannot be asked to back over a stationary object such as a wooden pole or metal bar.
- Back through and around at least three markers.
- Back through L, V, U, straight or similar-shaped course. May be elevated no more than 24" (60cm).

SHW225.8 Optional obstacles, but not limited to:

- Water hazard (ditch or small pond). No metal or slick-bottom boxes will be used. When a water hazard/box is used, it shall remain dry at all times in all divisions.
- Serpentine obstacles at walk or jog. Spacing to be a minimum of 6' feet (1.8 meters) for jog.
- Carry an object from one part of the arena to another. (Only objects which reasonably might be carried on a trail ride may be used.)
- Ride over a wooden bridge. (Suggested minimum width shall be 36" (90 cm)) wide and at least six feet long). Bridge should be sturdy, safe and negotiated at a walk only.
- Put on and remove the slicker.
- Remove and replace materials from the mailbox.
- Side pass (may be elevated to 12" (30 cm) maximum).
- An obstacle consisting of four logs or rails, each 5' to 7' (1.5 to 2.1 meters) long, laid in a square. Each exhibitor will enter the square by riding over a log or rail as designated.

When all four feet are inside the square, the exhibitor should execute a turn, as indicated, and depart.

- Any other safe and negotiable obstacle which could reasonably be expected to be encountered on a trail ride and meets the approval of the judge may be used.
- A combination of two or more of any obstacle is acceptable.

SHW225.9 Unacceptable obstacles:

- Tires
- Animals
- Hides
- PVC pipe
- Dismounting
- Jumps
- Rocking or moving bridges
- Water box with floating or moving parts
- Flames, dry ice, fire extinguisher, etc.
- Logs or poles elevated in a manner that permits such to roll
- Ground ties

SHW225.10 The judge must walk the course and has the right and duty to alter the course in any manner. The judge may remove or change any obstacle he deems unsafe or non-negotiable. If at any time a trail obstacle is deemed to be unsafe by the judge, it shall be repaired or removed from the course. If it cannot be repaired and equine have completed the course, the score for that obstacle shall be deducted from all previous works for that class

SHW225.11 SCORING. Official trail score sheets are to be used, they must be signed by the judge. Scoring will be on the basis of zero (0)-infinity, with 70 denoting an average performance. Each obstacle will receive an obstacle score in ½ point increments that should be added or subtracted from 70 and is subject to a penalty that should be subtracted. Each obstacle will be scored on the following basis, ranging from plus 1 ½ to minus 1 ½:

- -1 ½ Extremely poor
- -1 Very poor
- -1/2 Poor
- 0 Correct
- +1/2 Good
- +1 Very good
- +1 ½ Excellent

SHW225.12 PENALTIES. Obstacle evaluations and penalty applications are to be determined independently. The following penalties will be applied to each occurrence and be deducted from the final score:

SHW225.13 One half (½) point

- Each tick of log, pole, cone, plant, or any component of the obstacle;

SHW225.14 One (1) point

- Each bite of or hit of or stepping on a log, pole, cone, plant, or any component of the obstacle;

- Incorrect or break of gait at walk or jog for two(2) strides or less;
- Both front or hind feet in a single-strided slot or space;
- Skipping over or failing to step into required space;
- Split pole in lope-over;
- Incorrect number of strides, if specified;

SHW225.15 Three (3) points

- Incorrect or break of gait at walk or jog for more than two (2) strides;
- Out of lead or break of gait at lope (except when correcting an incorrect lead);
- Knocking down an elevated pole, cone, barrel, plant obstacle, or severely disturbing an obstacle;
- Stepping outside the confines of, falling, or jumping off or out of an obstacle with one foot once the foot has entered the obstacle, including missing one element of an obstacle on a line of travel with one foot;
- Falling or jumping off or out of a bridge or a water box with one foot once the horse has got onto or into that obstacle;
- Missing or evading a pole that is part of a series of an obstacle with one foot;

SHW225.16 Five (5) points

- Dropping object or slicker required to be carried on course;
- First or second cumulative refusal, balk, or evading an obstacle by shying or backing more than 2 strides away;
- Letting go of gate or dropping rope gate;
- Use of either hand to instill fear or praise;
- Stepping outside the confines of, falling, or jumping off or out of an obstacle with more than one foot once the foot has entered obstacle, including missing one element of an obstacle on a line of travel with more than one foot;
- Falling or jumping off or out of a bridge or a water box with more than one foot once the horse has got onto or into that obstacle;
- Blatant disobedience (including but not limited to, biting, kicking out, bucking, rearing, striking);
- Missing or evading a pole that is part of a series of an obstacle with more than one foot;
- Holding saddle with either hand;

SHW225.17 DISQUALIFICATION. Zero score. (SHOULD NOT BE PLACED).

- Use of two hands (except in snaffle bit or hackamore classes designated for two hands) or changing hands on reins; except for junior equines shown with hackamore or snaffle bit, only one hand may be used on the reins, except that it is permissible to change hands to work an obstacle;
- Use of romal other than referred to in the Equipment section;
- Performing the obstacles incorrectly or other than in specified order;
- No attempt to perform an obstacle;
- Equipment failure that delays completion of pattern;

- Excessively or repeatedly touching the equine on the neck to lower the head;
- Entering or exiting an obstacle from the incorrect side or direction;
- Working obstacle the incorrect direction, including overturns of more than ¼ turn;
- Riding outside designated boundary marker of the arena or course area;
- Third cumulative refusal, balk, or evading an obstacle by shying or backing;
- Failure to ever demonstrate correct lead or gait between obstacle as designated;
- Failure to follow the correct line of travel
- Excessive schooling, pulling, turning, stepping or backing anywhere on course
- Failure to open and shut gate or failure to complete gate
- Faults that occur on the line of travel between obstacles which will be cause for disqualification;
 - » head carried too low (tip of ear below the withers consistently).
 - » over-flexing or straining neck in head carriage so the nose is carried behind the vertical consistently.

SHW227 WESTERN RIDING

SHW227.1 This class may be offered for Regular Registry and Buckskin Bred Program for Open, Green, Amateur, Amateur Select and Youth divisions.

SHW227.2 Western Riding is an event where the equine is judged on quality of gaits, lead changes at the lope, response to the exhibitor, manners, and disposition. The equine should perform with reasonable speed, and be sensible, well-mannered, free and easy moving.

SHW227.3 Credit shall be given for and emphasis placed on smoothness, even cadence of gaits (i.e., starting and finishing pattern with the same cadence), and the equine's ability to change leads precisely, easily, and simultaneously both hind and front at the center point between markers. In order to have balance, with quality lead changes, the equine's head and neck should be in a relaxed, natural position, with his poll level with or slightly above the level of the withers. He should not carry his head behind the vertical, giving the appearance of intimidation, or be excessively nosed out, giving a resistant appearance. The equine should have a relaxed head carriage showing response to the exhibitor's hands, with a moderate flexion at the poll. Equine may be ridden with light contact or on a reasonably loose rein. The equine should cross the log both at the jog and the lope without breaking gait or radically changing strides.

SHW227.4 In approved ABRA classes, patterns found in the back of this handbook may be selected by the judge and used by all exhibitors in the class.

SHW227.5 Pattern:

- The small circles represent pylon markers which are

recommended. These should be separated by a uniform measured distance of not less than 30 feet (9 meters) nor more than 50 feet (15 meters) on the side with 5 markers (see diagram). In pattern one and six, the three markers on the opposite side should be set adjacent to the appropriate markers. It is recommended that markers be set a minimum of 15 feet (4 ½ meters) from the fence and with 50 to 80 foot (15- 24 meters) width in the pattern, as the arena permits.

- A solid log or pole should be used and be a minimum of 8 feet (2.5 meters) in length.
- The long serpentine line indicates the direction of travel and gaits at which the equine is to move. The shaded area represents the lead changing area between the markers.
- Legends are shown on each pattern indicating gaits to be taken.
- A cone shall be placed along the wall or rail of the arena to designate where the exhibitor should initiate the walk. On pattern 1, 3, 5, 6, 8 and Green 1 patterns 1 and 6, the cone should be placed a minimum of 15 feet before the first pylon. On patterns 2, 4, 7, 9 and Green patterns 2, 4, 7 and 9 the cone should be placed even with the first pylon. The on-deck exhibitor should not go to the start cone until the exhibitor on pattern has cleared the working area by the start-cone for the final time.

SHW227.6 SCORING. Exhibitors will be scored on a basis of 0-100 in one half (½) point increments with 70 denoting an average performance. Points will be added or subtracted from the maneuvers on the following bases, ranging from plus 1 1/2 to minus 1 1/2:

- -1 1/2 extremely poor
- -1 very poor
- -1/2 poor
- 0 average
- +1/2 good,
- +1 very good
- +1 1/2 excellent

SHW227.7 PENALTIES. Maneuver evaluations and penalty applications are to be determined independently. The following penalties will be applied to each occurrence and be deducted from the final score:

SHW227.8 One-half (1/2) point:

- tick or light touch of log

SHW227.9 One (1) point:

- hitting or rolling log;
- out of lead more than one stride either side of the center point and between the markers;
- splitting the log (log between the two front or two hind feet) at the lope;
- hind legs skipping or coming together during lead change;
- break of gait at the walk or jog up to two strides;
- Non-simultaneous lead change (including front to hind,

hind to front, front or hind legs coming together during the change);

SHW227.10 Three (3) points:

- not performing the specific gait (jog or lope) or not stopping when called for in the pattern, within 10 feet (3 meters) of the designated area;
- simple change of leads;
- out of lead at or before the marker prior to the designated change area or out of lead at or after the marker after the designated change area;
- additional lead changes anywhere in pattern (except when correcting an extra change or incorrect lead);
- In patterns 1 and 6 and Green 1 pattern 1 and 6 failure to start the lope within 30 feet (9 meters) after crossing the log at the jog
- break of gait at walk or jog for more than two (2) strides;
- break of gait at the lope.

SHW227.11 Five (5) points:

- out of lead beyond the next designated change area (note: failures to change, including cross-cantering. Two consecutive failures to change would result in two five-point penalties);
- blatant disobedience including but not limited to kicking out, biting, bucking and rearing;
- holding saddle with either hand;
- use of either hand to instill fear or praise.

SHW227.12 DISQUALIFICATION. 0 SCORE (SHOULD NOT BE PLACED).

- illegal equipment
- willful abuse
- four (4) or more simple lead changes and/or failure to change leads
- off course
- knocking over a marker
- Completely missing log
- Major refusal - stop and back more than two strides or four steps with front legs
- Major disobedience or schooling
- Failure to start lope prior to end cone in patterns 1 and 6 and Green 1 patterns 1 and 6
- Failure to start lope beyond 30 feet of designated area in patterns 2, 3, 4, 5, 7, 8, 9 and Green 1 patterns 2, 4, 7 and 9.
- Overturn of more than 1/4 turn

SHW229 REINING

SHW229.1 This class may be offered for Regular Registry and Buckskin Bred Program for Open, Green, Amateur, Amateur Select and Youth divisions.

SHW229.2 No equine shall be allowed to show in more than one (ABRA-approved) reining class per show, excluding youth and amateur, and Ranch Reining,

SHW229.3. To rein a horse is not only to guide him, but also to control his every movement. The best reined horse should

be willingly guided or controlled with little or no apparent resistance and dictated to completely. Any movement on his own must be considered a lack of control. All deviations from the exact written pattern must be considered a lack of, or temporary loss of control; and therefore, a fault that must be marked down according to severity of deviation. After deducting all faults set here within, against execution of the pattern and the horse's overall performance, credit should be given for smoothness, finesse, attitude, quickness and authority of performing various maneuvers, while using controlled speed which raises the difficulty level and makes him more exciting and pleasing to watch to an audience.

SHW229.4 In approved ABRA classes, patterns found in the back of this handbook may be selected by the judge and used by all exhibitors in the class.

SHW229.6 SCORING. Scoring will be on the basis of 0 to infinity, with 70 denoting an average performance. Points will be added or subtracted from the maneuvers in one half (½) point increments on the following basis, ranging from plus 1 1/2 to minus 1 1/2: -1 1/2 Extremely poor, -1 Very poor, -1/2 Poor, 0 Correct, +1/2 Good, +1 Very good, +1 1/2 Excellent.

SHW229.6.1 Scores may be announced after each equine works.

SHW229.6.2 Any ties for 1st place will be worked off, using the same pattern and order of go as was used during the event; however, there will not be more than one run off.

SHW229.7 PENALTIES. Maneuver evaluations and penalty applications are to be determined independently. The following penalties will be applied to each occurrence and be deducted from the final score:

SHW229.8 The following will result in no score:

- Infraction of any state or federal law which exists pertaining to the exhibition, care, and custody of equine within the state or country where an ABRA reining class is being held;
- Abuse of an animal in the show arena and/or evidence that an act of abuse has occurred prior to or during the exhibition of an equine in competition;
- Use of illegal equipment, including wire on bits, bosals or curb chains;
- Use of illegal bits, bosals or curb chains; when using a snaffle bit, optional curb strap is acceptable; however, curb chains are not acceptable;
- Use of tack collars, tie downs or nose bands;
- Use of whips or bats;
- Use of any attachment which alters the movement of or circulation to the tail;
- Failure to dismount and/or present equine and equipment to the appropriate judge for inspection;
- Misconduct or Disrespect by the exhibitor. The judge (s) may excuse an equine at any time while in the arena due to improper exhibition pertaining to both the equine and/or exhibitor.

SHW229.9 The following will result in a score of 0:

- Use of more than index or first finger between reins;
- Use of two hands (exception in Snaffle Bit or Hackamore classes designated for two hands) or changing hands;
- Use of romal other than as outlined in ABRA Handbook;
- Failure to complete pattern as written;
- Performing the maneuvers other than in specified order or exceeding greater than one quarter of the circle out of order;
- The inclusion of maneuvers not specified, including, but not limited to:
 - »backing more than two (2) strides
 - »turning more than 90 degrees.
- On run in patterns, once beginning a lope, a complete stop prior to reaching the first marker. (Exception: a complete stop in the 1st quarter of a circle after a lope departure is not to be considered an inclusion of maneuver; a two (2) point break of gait penalty will apply.);
- Equipment failure that delays completion of pattern including dropping a rein that contacts the ground while the equine is in motion;
- Balking or refusal of command where pattern is delayed;
- Running away or failing to guide where it becomes impossible to discern whether the entry is on pattern;
- Jogging in excess of one-half circle or one-half the length of the arena;
- Over-spin of more than ¼ turn;
- Fall to the ground by equine or exhibitor;
- Excess rein may be straightened at any place a equine is allowed to be completely stopped during a pattern. When using a romal, no fingers between the reins are allowed. The free hand may be used to hold the romal provided it is held at least 16" from the reining hand and in a relaxed position. Use of the free hand while holding the romal to alter the tension or length of the reins from the bridle to the reining hand is considered to be the use of two hands, and a score of 0 will be applied;
- A exhibitor must be allowed to untangle or straighten the equine's mane at any place a equine is allowed to be completely stopped during a pattern.

SHW229.10 Five (5)-point penalty:

- Spurring in front of cinch;
- Use of the either hand to instill fear or praise;
- Holding saddle with either hand;
- Blatant disobedience including kicking, biting, bucking, rearing and striking.
- The act of a equine dropping to its knees or hocks

SHW229.11 Two (2) point penalty:

- Break of gait;
- Freezing up in spins or rollbacks;
- On walk in patterns, loping prior to reaching the center of the arena and/or failure to stop or walk before executing a lope departure.

- On run in patterns, failure to be in a lope prior to reaching the first marker or break of gait prior to the first marker.
- If an equine does not completely pass the specified marker before initiating a stop position.

SHW229.12 Starting or performing circles or eights out of lead will be judged as follows:

- Each time an equine is out of lead, a judge is required to penalize by one (1) point. The penalty for being out of lead is accumulative, and the judge will add one (1) penalty point for each $\frac{1}{4}$ of the circumference of a circle or any part thereof that an equine is out of lead.
- A judge is required to penalize an equine $\frac{1}{2}$ of a point for a delayed change of lead by one stride.

SHW229.13 Deduct $\frac{1}{2}$ point for starting a circle at a jog or exiting rollbacks at a jog up to two (2) strides. Jogging beyond two (2) strides but less than $\frac{1}{2}$ circle or $\frac{1}{2}$ the length of the arena, deduct two (2) points.

SHW229.14 Deduct $\frac{1}{2}$ point for over or under spinning up to $\frac{1}{8}$ of a turn; deduct one (1) point for over or under spinning up to $\frac{1}{4}$ of a turn.

SHW229.15 There will be a $\frac{1}{2}$ point penalty for failure to remain a minimum of 20 feet from wall or fence when approaching a stop and/or rollback.

SHW229.16 In patterns requiring a run-around, failure to be on the correct lead when rounding the end of the arena will be penalized as follows: for $\frac{1}{2}$ the turn or less, one (1) point; for more than $\frac{1}{2}$ the turn, two (2) points.

SHW229.17 In a pattern requiring a run-around, there will be a one half ($\frac{1}{2}$) point penalty for failure to remain a minimum of 10 feet from either side of the center of the arena; for small arenas it will be at the judge's discretion.

SHW229.18 A horse which severely stumbles, significantly detracting from the maneuver shall have the maneuver reduced by one half ($\frac{1}{2}$) point.

SHW229.19 Judges may not confer as to any penalty or maneuver score prior to submitting a score. If a major penalty (a penalty which results in a no score, a 0, or a 5-point penalty) is unclear, a judge will submit his/her score and ask that the score be held, pending a conference or review. Should the judges determine via conference that a penalty was incurred, it should be applied. However, if no penalty occurred, the score will be announced as originally submitted. No judge shall be required to change his/her score following a conference. Each judge's decision is an individual call and based on an individual decision from a conference.

SHW229.20 Judges shall be the sole person responsible to determine if an exhibitor has correctly completed the pattern as written.

SHW229.21 A judge is permitted the option of awarding a re-ride to any exhibitor who in the judge's opinion is unable to

complete a pattern for reasons that are out of the exhibitor's control.

SHW300 HUNTER UNDER SADDLE

SHW300.1 This class may be offered for Regular Registry and Buckskin Bred Program for Open, Green, Amateur, Amateur Select, Youth, Non-Pro, Amateur Walk-Trot and Youth Walk-Trot divisions.

SHW300.2 The purpose of the hunter under saddle horse is to present or exhibit a horse with a bright, alert expression, whose gaits show potential of being a working hunter. Therefore, its gait must be free-flowing, ground covering and athletic. Hunters under saddle should be suitable to purpose. Hunters should move with long, low strides reaching forward with ease and smoothness, be able to lengthen stride and cover ground with relaxed, free-flowing movement, while exhibiting correct gaits that are of the proper cadence. The quality of the movement and the consistency of the gaits is a major consideration. Equines should be obedient, have a bright expression with alert ears, and should respond willingly to the rider with light leg and hand contact. Equines should be responsive and smooth in transition. When asked to extend the trot or hand gallop, they should move out with the same flowing motion. The poll should be level with, or slightly above, the withers to allow proper impulsion behind. The head position should be slightly in front of, or on, the vertical.

SHW300.3 This class will be judged on performance, condition and conformation. Maximum credit shall be given to the flowing, balanced, willing horse.

SHW300.4 At the judge's discretion, horses may be asked to change to canter from the flat-footed walk or trot. They may also be asked to lengthen their stride at the walk, trot or canter, one or both ways of the ring. An extension is an obvious lengthening of the stride with a slight increase of pace while exerting less effort and appears smooth to ride.

SHW300.5 At the option of the judge, all or just the top twelve (12) horses may be required to hand gallop, one or both ways of the ring. Never more than twelve (12) horses to hand gallop at one time. At the hand gallop, the judge may ask the group to halt and stand quietly on a free rein (loosened rein).

SHW300.6 Equine are to be:

SHW300.6.1 Shown under saddle, not to jump.

SHW300.6.2 Shown at a walk, trot and canter both ways of the ring. Equine should back easily and stand quietly.

SHW300.6.3 Reversed to the inside away from the rail.

SHW300.7 Faults to be scored according to severity:

- Quick, short, or vertical strides;
- Being on the wrong lead and/or wrong diagonal at the trot;
- Breaking gait;

- Excessive speed at any gait;
- Excessive slowness in any gait, loss of forward momentum;
- Failure to take the appropriate gait when called for;
- Head carried too high;
- Head carried too low (such that poll is below the withers);
- Overflexing or straining neck in head carriage so that nose is carried behind the vertical;
- Excessive nosing out;
- Failure to maintain light contact with the equine's mouth;
- Stumbling;
- If equine appears sullen, dull, lethargic, emaciated, drawn or overly tired;
- Consistently showing too far off the rail.

SHW300.8 Faults which will be cause for disqualification, scored according to severity:

- Head carried too low (such that poll is below the withers consistently)
- Overflexing or straining neck in head carriage so the nose is carried behind the vertical consistently.

SHW300.9 YOUTH WALK-TROT AND AMATEUR WALK-TROT ONLY. The same rules apply however the canter and hand gallop will be omitted.

SHW302 HUNT SEAT EQUITATION

SHW302.1 This class may be offered for Regular Registry and Buckskin Bred Program for ONLY Amateur, Amateur Select, Youth, Amateur Walk-Trot and Youth Walk-Trot divisions.

SHW302.2 The purpose is to evaluate the ability of the hunter exhibitor to perform various maneuvers on his/her equine which provides a base for natural progression to over fence classes. The communication between equine and exhibitor through subtle cues and aids should not be obvious. Equitation is judged on the exhibitor and his/her effect on the equine. Hunt seat equitation provides a base for a natural progression to over fence classes. The poll should be level with, or slightly above the withers, to allow proper impulsion behind. The head should not be carried behind the vertical, giving the appearance of intimidation, or be excessively nosed out, giving a resistant appearance.

SHW302.3 Pattern. It is mandatory that the judge post the pattern at least one hour prior to commencement of the class. The pattern should be designed so the majority of exhibitors can perform it in a reasonable length of time (under 60 seconds). All patterns must include a walk, trot, canter and a back. Patterns used in classes for exhibitors 13 and under should use maneuvers from Group #1 and/ or Group #2. Equine gaits are to be ridden with the same cadence and speed as you would find in the rail phase. All ties will be broken at the discretion of the judge. Walk-Trot Patterns and optional rail work will omit the canter, hand gallop and Drop or Pick-up Irons without stopping.

SHW302.4 Class Procedure. Exhibitors may be worked individually from the gate or they may all enter at once but a working order must be drawn regardless. Exhibitors should be instructed to either leave the arena, fall into line, or find a place on the rail after their pattern. The entire class, or only the finalists may work at all three gaits at least one direction of the arena at judge's discretion. Rail work may be used to break ties and possibly adjust placings.

SHW302.5 Individual works may be comprised of any of the following:

- Group #1: Walk, Sitting Trot, Extended Trot, Posting Trot, Canter, Circles, Figure 8, Halt, Back, Sidepass, Address Reins, Demonstrate Change of Diagonal;
- Group #2: Serpentine (Trot or Canter), Turn on Haunches or Forehand, Leg Yield, Flying or Simple Change of Lead. When a lead change is a required maneuver, it may be designated as a simple change or the exhibitor has the option to perform either a simple or flying lead change;
- Group #3: Canter and Hand Gallop in a straight or curved line, Counter Canter Figure 8, Drop or Pick-up Irons without stopping.
- For reasons of safety, exhibitors will not be asked to dismount or mount.

SHW302.6 A turn on the forehand to the right is accomplished by moving haunches to the left. A forehand turn to the left is accomplished by moving haunches to the right.

SHW302.7 If exhibitors are asked to drop their irons, they can leave them down or over cross them over the withers.

SHW302.8 Basic Position. Hands should be over and in front of equine's withers, knuckles thirty degrees inside the vertical, hands slightly apart and making a straight line from equine's mouth to exhibitor's elbow. Method of holding reins is optional, and bight of reins may fall on either side. However, all reins must be picked up at the same time. The eyes should be up and shoulders back. Toes should be at an angle best suited to exhibitor's confirmation, heels down, calf of leg in contact with equine. Iron should be on the ball of the foot and must not be tied to the girth.

SHW302.9 GAITS

SHW302.10 THE WALK: Should be a 4-beat gait with the exhibitor in a vertical position with a following hand.

SHW302.11 THE POSTING TROT: Figure 8 at trot, demonstrating change of diagonals. At left diagonal, exhibitor should be sitting the saddle when left front leg is on the ground; at right diagonal exhibitor should be sitting the saddle when right front leg in on the group; when circling clockwise at a trot, exhibitor should be on left diagonal; when circling counter-clockwise, exhibitor should be on right diagonal. The exhibitor should close his/her hip angle to allow his/her torso to follow the horizontal motion of the

equine. The upper body should be inclined about 20 degrees in front of the vertical.

SHW302.12 SITTING TROT AND CANTER: At the sitting trot the upper body is only slightly in front of the vertical. At the canter the body should be positioned slightly more in front of the vertical. As the stride is shortened, the body should be in a slightly more erect position.

SHW302.13 TWO POINT POSITION: The pelvis should be forward, but relaxed, lifting the exhibitor's weight off the equine's back and transferring the weight through the exhibitor's legs. In this position the two points of contact between equine and exhibitor are the exhibitor's legs. Hands should be forward, up the neck, not resting on the neck.

SHW302.14 HAND GALLOP: A three-beat, lengthened canter ridden in two-point position. The legs are on the equine's sides while the seat is held out of the saddle. When at the hand gallop, the exhibitor's angulation will vary somewhat as the equine's stride is shortened and lengthened. A good standard at a normal hand gallop should be about 30 degrees in front of the vertical.

SHW302.15 SCORING. Exhibitors are to be scored from 0 to infinity with 70 denoting an average score. Patterns will be divided into maneuvers, as specified by the judge, and each maneuver will be scored from +3 to -3 with ½ point increments acceptable that will be added or subtracted from 70. Maneuver scores should be determined independent of penalties, and should reflect equal consideration of both performance of the exhibitor's pattern and the equitation form and effectiveness of the exhibitor to result in the following scores:

- +3 Excellent;
- +2 Very Good;
- +1 Good;
- 0 Average or Correct;
- -1 Poor;
- -2 Very Poor;
- -3 Extremely Poor;

Exhibitors overall form and effectiveness should also be scored from 0 to 5:

- 0 to 2 Average;
- 3 Good;
- 4 Very Good;
- 5 Excellent;

SHW302.16 PENALTIES. Maneuver evaluations and penalty applications are to be determined independently. The following penalties will be applied to each occurrence and be deducted from the final score:

SHW302.17 Three (3) points

- Break of gait at walk or trot up to two (2) strides;
- Over/under turn of 1/8 to 1/4;
- Tick or hit of cone;

- Missing a diagonal up to two (2) strides in the pattern or on the rail.

SHW302.18 Five (5) points

- Not performing the specific gait or not stopping when called for in the pattern within 10 feet (3 meters) of the designated location;
- Incorrect lead or break of gait at the canter (except when correcting an incorrect lead);
- Complete loss of contact between exhibitor's hand and the equine's mouth;
- Break of gait at walk or trot for more than two (2) strides;
- Loss of iron;
- Missing a diagonal for more than two (2) strides in the pattern or on the rail;
- Obviously looking down to check leads or diagonals;
- Head carried too low and/or clearly behind the vertical while the equine is in motion, showing the appearance of intimidation;

SHW302.19 Ten (10) points

- Loss of rein;
- Use of either hand to instill fear or praise while on pattern or during rail work;
- Holding saddle with either hand;
- Spurring or use of crop in front of girth;
- Blatant disobedience including but not limited to biting, kicking, pawing, bucking and rearing.

SHW302.20 Disqualifications (should not be placed) include:

- Failure by exhibitor to wear correct number in visible manner;
- Willful abuse of equine or schooling
- Fall by equine or exhibitor;
- Illegal use of hands on reins;
- Use of prohibited equipment;
- Knocking over or wrong side of cone or marker; never performing designated gait, lead, or diagonal; over or under turning more than 1/4 turn.

SHW303 DISCIPLINED RAIL - ENGLISH

SHW303.1 This class may be offered for Regular Registry and Buckskin Bred Program for Open, Amateur and Youth divisions.

SHW303.2 The Disciplined Rail - English class is a command class to show the ability of a highly trained hunter equine. Due to the level of training required to perform in a manner to exhibit the ability of the equine, it is suggested to offer separate Jr. Equine (equine five years and under), and Sr Equine (equine six (6) years and over) classes. Equine are to be shown in appropriate English attire and equipment.

SHW303.3 All equine shall enter the ring and be shown together with no individual work-off except in the event of a tie. Should the number of entries warrant more than one (1) go-round to determine finalists, each go-round shall require the exact same sequence of work performed to determine

finalists. All finalists shall be considered and judged for awards.

SHW303.4 The class shall be judged or scored on the ability of the individual equine exhibited. The class shall not be scored as a “fault and out” class. The judge may vary the work order of a class but shall maintain the same order of work if more than one (1) go-round is required to determine finalists. When a final go-round is being judged, the order of work may be varied and additional work requested from the original go-rounds.

SHW303.5 This class is to be judged on performance, ability, response, and attitude of the equine. The judge shall be positioned to view the complete arena by standing at one end or corner or out of the arena when possible to view as many entries as possible during the class.

SHW303.6 The class routine shall first be to perform work on the rail and/or line-up and shall include any of the following:

- A short walk, trot and/or canter either one of both ways of the ring;
- Flying change of leads either one or both ways of the ring;
- Counter canter, start and travel on incorrect lead;
- Start a canter from a halt;
- Collected stop and settle;
- Turn on forehand and/or hindquarters;
- A hand gallop of no more than twelve (12) equine at a time to be used only for finalists;
- Extended walk or trot at any time during the class.
- For safety reasons, exhibitors will not be required to dismount or mount as part of the class routine, with the exception of equipment checks.

SHW303.7 Additional work may be requested by the judge to include portions of above or variations of above, but in no way shall an equine and/or exhibitor be overworked or made to perform unsafely in many manner.

SHW304 HUNTER HACK

SHW304.1 This class may be offered for Regular Registry and Buckskin Bred Program for Open, Amateur, Amateur Select and Youth divisions.

SHW304.2 The purpose of hunter hack is to give equine an opportunity to show their expertise over low fences and on the flat. The hunter hack horse should move in the same style as a working hunter. The class will be judged on style over fences, even hunting pace, flat work, manners and way of going. The poll should be level with, or slightly above the withers, to allow proper impulsion behind. The head should not be carried behind the vertical, giving the appearance of intimidation, or be excessively nosed out, giving a resistant appearance.

SHW304.3 Equines are first required to jump two (2) or three (3) fences two feet (2’0”) to two feet six inches (2’6”) in height. However, if the Jumps are on a line they are recommended to

be in increments of 12 feet, but adjusted to no less than two strides. A ground line is recommended for each jump.

SHW304.4 At the discretion of the judge, exhibitors may be asked to hand gallop, pull up and stand quietly following the last fence.

SHW304.5 When necessary to split large classes by running more than one go-round, finalists must both be re-jumped and reworked on the flat.

SHW304.6 Placing for the class shall be determined by allowing a minimum of 70 percent for individual fence work and a maximum of 30 percent for work on the flat.

SHW304.7 Faults over fences will be scored as in the working hunter class. Equines eliminated in the over-fence portion of the class shall be disqualified and excused prior to rail work.

SHW304.8 Equine being considered for an award then to be shown at a walk, trot and canter both ways of the ring with light contact.

SHW304.9 Faults to be scored accordingly, but not necessarily cause disqualification during the rail work, include:

- Being on wrong lead and/or wrong diagonal at the trot;
- Excessive speed (any gait)
- Excessive slowness (any gait)
- Breaking gait
- Failure to take gait when called
- Head carried too low or too high
- Nosing out or flexing behind the vertical
- Opening mouth excessively
- Stumbling
- Head carried too low and/or clearly behind the vertical excessively and consistently while the horse is in motion, or otherwise showing the appearance of intimidation.

SHW305 WORKING HUNTER

SHW305.1 This class may be offered for Regular Registry and Buckskin Bred Program for Open, Amateur, Amateur Select and Youth divisions.

SHW305.2 No equine shall be allowed to show in more than one (1) (ABRA-approved) working hunter class per show. (This would not prevent an equine from being shown in one (1) approved Jumping class, one (1) working hunter class and one (1) hunter hack class, excluding amateur and youth hunter hack.)

SHW305.3 The working hunter class may be divided into sections: Senior Working Hunter and Junior Working Hunter, based on the age of the equine. In Junior Working Hunter, the same rules shall apply as in the all-ages or Senior Working Hunter, except that the maximum height of obstacles should be 3'0".

SHW305.4 The working hunter is a representative of the type of horse used in the hunt field. He should possess manners, jumping ability, style, pace and quality. The working hunter

must be able to demonstrate his ability to furnish the rider with a smooth, comfortable and safe ride. A hunter course shall be any course that management deems a fair test of a hunter. Judges are responsible for correctness of each course after it has been set and shall call the show management's attention to any errors that would tend to result in unfair or inappropriate courses. The judge must walk the course and has the right and duty to alter the course in any manner to ensure its safety. The judge may remove or change any obstacle he deems unsafe or non-negotiable. Manners shall be emphasized in youth and amateur classes.

SHW305.5 Circling once upon entering the ring is permissible.

SHW305.6 Equines shall not be requested to rejump the course.

SHW305.7 When an obstacle is composed of several elements, any disturbance of these elements will be penalized; however, only a reduction in height of the top element shall be considered a knockdown.

SHW305.8 In cases of broken equipment, the rider may either continue without penalty, or stop and correct the difficulty and be penalized the same as any loss of forward impulsion.

SHW305.9 When an obstacle requires two or more fences (in and out), faults committed at each obstacle are considered separately. In case of a refusal or runout at one element, entry must re-jump the previous elements.

SHW305.10 The course must be posted at least one hour before scheduled time of class.

SHW305.11 It is mandatory that a schooling area with at least one practice jump or practice time in the arena be provided.

SHW305.12 Course or Arena Arrangement:

SHW305.12.1 One change of direction is mandatory.

SHW305.12.2 Minimum of four obstacles. Equine to jump a minimum of eight fences.

SHW305.12.3 Fences shall simulate obstacles found in the hunting field, such as natural looking post and rail, brush, walls, coops and ascending oxers (not square). Triple bar and hogsback are prohibited. Striped poles are not recommended; PVC poles used as rails are not permitted.

SHW305.12.4 The top element of all fences must be securely placed so that a slight rub will not cause a knockdown.

SHW305.12.5 Distance between fences is recommended to be in 12-foot (3.5 meters) increments with the exception of some combinations:

- one stride in and out, 24-26 feet (7 meters); two strides in and out, 36 feet (11 meters); three strides, 48 feet (14.5 meters).

SHW305.12.6 Height of obstacles must be a minimum of 2'6"

with a maximum of 3'0" for youth & amateurs, and maximum of 3'3" for open equine.

SHW305.12.7 The use of wings on obstacles in hunter classes is recommended. Standards made of PVC material must be anchored or properly secured.

SHW305.13 Scoring. Scoring to be judged on manners, way of going and style of jumping. Equines shall be credited with maintaining an even hunting pace that covers the course with free-flowing strides. Preference will be given to horses with correct jumping style that meet fences squarely, jumping at the center of fence. Judges shall penalize unsafe jumping and bad form over fence, whether touched or untouched, including twisting. Incorrect leads around the ends of the course or cross-cantering shall be penalized, as well as excessive use of crop, in and outs (one or two strides) shall be taken in the correct number of strides or be penalized. Any error which endangers the horse and/or its rider, particularly refusals or knockdowns, shall be heavily penalized. Competition round begins immediately when they come through the in-gate.

SHW305.14 SCORING. Scoring shall be on a basis of 0-100, with an approximate breakdown as follows:

- 90-100: an excellent performer and good mover that jumps the entire course with cadence, balance and style.
- 80-89: a good performer that jumps all fences reasonably well; an excellent performer that commits one or two minor faults; smooth.
- 70-79: the average, fair mover that makes no serious faults, but lacks the style, cadence and good balance of the scoper horses; the good performer that makes a few minor faults; out of rhythm riding (minor miss/"chip"), additional minor faults (light rub/rubs).
- 60-69: poor movers that make minor mistakes; fair or average movers that have one or two poor fences but no major faults or disobediences. Cross canter or no change (60), extra stride in a measured line (61-64), multiple distance mistakes, rail on lip of cup/displaced rail,
- 50-59: trot, manners, dangerous jumping, extra stride in and out, and elimination of a stride in a measured line. hang a leg or drop a leg.
- 30-49: Disobedience (refer to disobedience chart).
- 10-29: a horse that avoids elimination but jumps in such an unsafe and dangerous manner as to preclude a higher score, 2 disobediences.

SHW305.15 MINOR FAULTS (suggested 2-5 point deduction per occurrence)

- A jump out of rhythm jump (minor miss/" chip");
- Obvious pace changes;
- One step of missed lead (1 point for each stride up to 4 strides, additional cross canter strides major fault);
- Landing on cross canter for one stride (2 points);
- Swap lead in front of jump;
- Wrong lead once competition round has begun (5 points);

- Ahead or behind motion at jump;

SHW305.16 MAJOR FAULTS (suggested 10-20 point deduction per occurrence)

- Canter trot jump more than one stride (75-70);
- Cross cantering within the line up to two strides 10 pt penalty per occurrence;
- Missed lead change 4 strides or more;
- No lead change (60);
- Trot on course (55);
- Kicking out (50);
- Dangerous jumping (50);
- Using stick on horse in ring (50);
- Knockdown (45);
- First disobedience (40);
- Second disobedience (30);
- Third refusal elimination;
- Manners;
- Major out of rhythm (major miss/ “chip”);

SHW305.17 DISOBEDIENCES (MAJOR FAULTS):

SHW305.17.1 Refusal. When a horse stops in front of an obstacle (whether or not the obstacle is knocked down or altered), it is a refusal unless the horse then immediately jumps the obstacle without backing one step. If horse takes one step backwards it is a refusal. After refusal, if horse is moved toward the obstacle but does not attempt to jump, it is considered another refusal.

SHW305.17.2 Run-out. A run-out occurs when the horse evades or passes the obstacle to be jumped; jumps an obstacle outside its limiting markers; or when the horse or exhibitor knocks down a flag, standard, wing or other element limiting the obstacle (without obstacle being jumped).

SHW305.17.3 Loss of Forward Movement. Failure to maintain trot, canter or gallop after crossing starting line, except when it is a refusal, a run- out or when due to uncontrollable circumstances, such as when an obstacle is being reset.

SHW305.17.4 Unnecessary Circling on Course. Any form of circle or circles, whereby the horse crosses its original track between two consecutive obstacles anywhere on course, except to retake obstacle after refusal or run-out.

SHW305.18 The following will result in elimination:

SHW305.18.1 A total of three disobediences that can include any of the following: refusal, stop, run out or extra circle;

SHW305.18.2 Jumping an obstacle before it is reset;

SHW305.18.3 Bolting from the arena;

SHW305.18.4 Off course;

SHW305.18.5 Deliberately addressing an obstacle;

SHW305.18.6 Failure to trot the horse in a small circle on a loose rein for soundness, after jumping the last fence, while still mounted and prior to leaving the arena;

SHW305.18.7 Falling off;

SHW305.18.8 Three disobediences;

SHW305.18.9 Off course;

SHW305.18.10 Lameness.

SHW306 EQUITATION OVER FENCES

SHW306.1 This class may be offered for Regular Registry and Buckskin Bred Program for ONLY Amateur, Amateur Select and Youth divisions. An exhibitor and/or equine may enter the class only one time.

SHW306.2 The purpose of this event is to evaluate the exhibitor's correctness and ability over the fences. This class should be judged on the precision of riding ability while executing the jumps. The class objective is to judge the rider's ability over the fences, not the horse. Only the effect the rider has on a horse is to be considered. How a rider elects to ride the course, the pace and approach to the jumps are used to evaluate the rider's judgment and ability.

Position: Exhibitors will be judged on seat, hands and ability to control and show equine. Results as shown by performance of the equine are not to be considered more important than the methods used by the exhibitor as the effectiveness of the exhibitor in properly influencing the equine is the most important aspect of this class.

SHW306.3 Course requirements:

SHW306.3.1 At least four obstacles and equine must jump a minimum of six fences.

SHW306.3.2 Classes should be held over a working hunter course so the exhibitor can be judged on their ability to establish and maintain an even hunting pace.

SHW306.3.3 At least one (1) change of direction is required.

SHW306.3.4 Minimum height must be 2'6", with a maximum height of 3'0".

SHW306.4 It is recommended that this class be held after the corresponding working hunter class.

SHW306.5 Course is to be posted one hour prior to the time that the class is to commence.

SHW306.6 Class Routine

- Performance begins when the equine enters the ring or is given the signal to proceed after entering the ring.
- Exhibitors have the option of entering the arena at any gait (unless otherwise stated on the course), making transition to canter from halt, walk or trot before approaching the first fence.
- Each exhibitor may circle once before approaching the first obstacle, then proceed around the course keeping an even pace throughout. If a rider steps into the obvious wrong lead for one or two strides only before or on the courtesy circle, it is noted on the score sheet, which may be used

as a tie breaker in the event of a ride of equal quality and score.

- Except for refusals, jumping faults of the equine are not to be considered unless it is the result of the exhibitor's ability. If a refusal occurs in a double or triple combination, competitors must re-jump all obstacles in the combination.
- Exhibitor must obtain the correct lead to properly turn around the end of the arena before breaking into the final trot circle. The class is not over until the exhibitor trots a circle and walks out of the ring. Exhibitor should leave the arena at a walk unless otherwise instructed.

SHW306.7 SCORING. Competition round begins immediately when they come through the in-gate. Shall be on a basis of 0-100, with an approximate breakdown as follows:

- 90-100: Excellent equitation, position and presentation; meets all fences squarely and at proper distance; uses all options to their advantage.
- 80-89: Minor equitation faults, i.e., long, weak distance, deep distance, one step landing at counter-canter. Rider still maintains a quality ride, smooth.
- 70-79: More problems occur, equitation suffers, i.e., rounded shoulders, heels are not down, hands incorrect, lacks the style and presence. One major fence problem, i.e., chip with a ride up the neck, or discreet swap out, jumping off one side of jump. No dangerous fences, not a flowing course, out of rhythm riding (minor miss/ "chip"), additional minor faults (refer to minor fault chart).
- 60-69: Major position faults, poor body position, loose legs and seat, failure to obtain or maintain trot to a trot fence approach, two or three misses at the fence. Cross canter or no change (60), extra stride in a measured line (61-64), multiple distance mistakes.
- 50-59: Refer to major fault chart.
- 40-49: Disobedience.
- 10-39: Rider avoids elimination, one or two disobedience, knock-downs, dangerous fences, accumulative major faults.

SHW306.8 MINOR FAULTS (suggested 2-5 point deduction per occurrence)

- A jump out of rhythm (minor miss/"chip")
- Obvious pace changes
- One step of cross canter (1 point for each stride up to 4 strides, additional cross canter strides major fault)
- Swap lead in front of jump
- Rail (4 point deduction per rail)
- Wrong diagonal up to 2 steps
- Hands not at a 45 degree angle
- Ahead or behind motion at jump
- Canter trot jump one stride or less

SHW306.9 MAJOR FAULTS (suggested 10-20 point deduction per occurrence)

- Canter the trot jump more than 2 strides
- No lead change (60)

- Kicking out (50)
- Dangerous jumping/excessive speed
- Wrong lead once competition round has begun (10 point deduction)
- Using stick on horse in ring (50)
- Manners
- Major out of rhythm (major miss/“chip”)
- Loss of stirrup (50)
- Loss of reins (50)
- First disobedience (40)
- Second disobedience (30)
- Wrong diagonal over 2 steps
- Holding reins incorrectly

SHW306.10 ELIMINATION

- Falling off
- Three disobediences
- Off course
- Failure to trot soundness circle
- Bolting from ring

SHW306.11 In cases of broken equipment or loss of shoe, the exhibitor must continue or be eliminated.

SHW307 JUMPING

SHW307.1 This class may be offered for Regular Registry and Buckskin Bred Program for Open, Amateur, Amateur Select and Youth divisions. This is an all ages class.

SHW307.2 No equine shall be allowed to show in more than one (1) (ABRA-approved) jumping class per show, excluding Amateur and Youth classes.

SHW307.3 Arena Arrangement:

There will be a minimum of four (4) obstacles from the list below; equine are to take a minimum of eight (8) jumps.

- Post & Rail (at least two)
- Chicken Coop
- Stone Wall
- Triple Bar
- Brush Jump
- Obstacles, except within combinations, should be located a minimum distance of 48 feet (14.6 meters) apart, size of arena permitting.
- Height of obstacles must be a minimum of 3' and a maximum of 3'6" (1.05 meters) in first go-round, except in youth and amateur which is a minimum of 2'9" (88 cm) and a maximum of 3'3" (99 cm).
- Both a starting line at least 12 feet (3.6 meters) in front of the first obstacle, and a finish line at least 24 feet (7.3 meters) beyond the last obstacle must be indicated by markers at least 12 feet (3.6 meters) apart at each end of the lines. Equine must start and finish by passing between markers.

SHW307.2 Jumping is a scored and timed event. The time taken will be used to break all ties on equine with jumping

faults and/or the combination of jumping and time faults. Time allowed may be used under the direction of show management, judge(s), and professional course designer. The time allowed to complete the course should be calculated from an actual measurement of the course's length (a minimum speed of 360 yards (327.6 meters) per minute. The length of the course must be announced or posted prior to the start of the class. The judge should assure that the course has in fact been properly measured and the time allowed calculated according to the speed. After the first competitor has completed their round, the time allowed and the competitor's time should be announced. The use of a time allowed is optional in the first round.

SHW307.3 The judge(s) may change the time allowed if they feel it is inaccurate, but only after consultation with the course designer. The time allowed may only be adjusted after the first competitor completes the round without a disobedience and not later than following the third competitor to complete the course without a disobedience.

SHW307.4 The time limit to complete the course is double the time allowed.

SHW307.5 A one-second time fault is charged for each second or fraction thereof by which the time allowed is exceeded. Time faults awarded in a final jump-off are penalized one fault for each commenced second over time allowed. Knockdown(s) occurring from a refusal will incur a four second penalty. Any competitor whose time including penalty seconds exceeds the time limit is eliminated.

SHW307.6 Jump-offs will be held over the original course which may be altered as follows.

- The sequence of obstacles may be in any order as long as the original direction over the obstacle is maintained, with the exception of vertical obstacles being able to be jumped in the opposite direction from the first round.
- The height and spread of at least 50 percent of the obstacles shall be increased not less than three inches (8 cm) and not more than six inches (16 cm) in height, and to a maximum spread of six feet (1.8meters).
- Courses may be shortened after the first round that might include obstacles that might not have been used in the first round. However, the course may not be shortened to less than 50 percent of the original obstacles and must include at least one vertical and one spread jump.
- When a jump-off is required, the winner will be decided on time only if faults are equal. If two or more horses are disqualified in the timed jump-off and are tied for a point, they are not to be rejumped, but should flip a coin to break the tie.
- Time shall begin from the instant the horse's nose reaches the starting line until it reaches the finish line. Time shall be stopped while a knocked down jump is being replaced, this is from the moment the rider gets his mount in a

position to retake the jump until the proper authority signals that the jump has been replaced. It shall be the rider's responsibility to be ready to continue the course when the signal is given.

SHW307.7 SCORING. Jumpers are scored on a mathematical basis and penalty faults which include knockdowns, disobediences and time faults.

- First disobedience anywhere on course - four faults.
- Second cumulative disobedience anywhere on course - four faults.
- Third disobedience is elimination.
- In cases of broken equipment, the rider may either continue without penalty or stop and correct difficulty, in which case he /she will be penalized four faults.
- In case of loss of shoe, rider may continue without penalty or be eliminated.
- Knockdown. An obstacle is considered knocked down and four faults assessed, when a horse or rider, by contact.
- Lowers any part thereof which establishes the height of the obstacle or the height of any element of a spread obstacle even when the falling part is arrested in its fall by any portion of the obstacle; or
- Moves any part thereof which establishes the height of the obstacle so it rests on a different support from the one on which it was originally placed;
- Knocks down an obstacle, standard wing, automatic timing equipment or other designated markers on start and finish lines.
- If an obstacle falls after the horse leaves the ring, it shall not be considered a knockdown.

SHW307.8 DISOBEDIENCES.

Refusal. When a equine stops in front of an obstacle (whether or not the obstacle is knocked down or altered), it is a refusal unless the equine then immediately jumps the obstacle without backing one step. If equine takes one step backwards, it is a refusal. After a refusal, if equine is moved toward the obstacle but does not attempt to jump, it is considered another refusal.

In the case of a refusal on an in-and-out jump, the equine must return to the start of the in-and-out sequence and rejump previous elements as well as following elements.

Run-out. A run-out occurs when the equine evades or passes the obstacle to be jumped; jumps an obstacle outside its limiting markers; or when the equine or exhibitor knocks down a flag, standard, wing or other element limiting the obstacle (without obstacle being jumped).

Loss of forward movement. Failure to maintain trot, canter or gallop after crossing starting line, except when it is a refusal, a run-out or when due to uncontrollable circumstances, such as when an obstacle is being reset.

Unnecessary circling on course. Any form of circle or circles, whereby the equine crosses its original track between two

consecutive obstacles anywhere on course, except to retake obstacle after refusal or run-out.

SHW307.9 ELIMINATION.

- Third cumulative disobedience anywhere on course.
- Jumping an obstacle before it is reset, or without waiting for signal to proceed.
- Starting before judges signal to proceed.
- Failure to enter the ring within one minute of being called.
- Failure to cross the starting line within 45 seconds after an audible signal to proceed.
- Jumping an obstacle before crossing the start line unless said obstacle is designated as a practice obstacle, or after crossing the finish line, whether forming part of the course or not.
- Off course.
- Exhibitor and/or equine leaving the arena before finishing the course (penalized at any time the horse is in the ring).
- Excessive use of a whip, rope, crop, bat or reins anywhere on the horse.

SHW308 PLEASURE DRIVING

SHW308.1 This class may be offered for Regular Registry and Buckskin Bred Program for Open, Amateur divisions.

SHW308.2 The purpose of the class is to evaluate the equine's ability and pleasurable attitude while pulling a cart. The equine should have an engaged trot with more impulsion and a long ground covering stride. Style, conformation and safety are paramount in this class. A pleasure driving equine should carry himself in a natural balanced position with a relaxed head and neck. His poll should be level with, or slightly above the level of the withers.

SHW308.3 Equines must be shown with natural hooves. If shod, standard shoes will be used with no extended hooves, heavy shoes or toe weights will be allowed.

SHW308.4 Equines shall enter the ring in the same direction. Each equine shall then be exhibited at the walk, park gait and road gait in both directions of the show ring. At the direction of the ring steward, such change of direction shall be accomplished by the equines crossing the show ring on the diagonal while walking only. The recommended class procedure is walk, park gait, road gait, park gait and walk.

SHW308.5 Each equine shall be required to back easily, straight, and to stand quietly. At the completion of judging, headers may be called in to assist drivers in the lineup.

SHW308.6 No exhibitor shall drive an equine while standing, kneeling or using a seat extension in the cart at any time. An exhibitor may momentarily rise if circumstances warrant. No equine shall be unbridled or unattended while hooked to a cart. Excessive noise making by exhibitors shall be penalized according to severity.

SHW308.7 This class will be judged eighty percent (80%)

on the equine's performance and suitability for assuring a pleasurable drive, with a maximum of twenty percent (20%) on condition and conformation.

SHW308.8 Maximum credit should be given to an equine that moves straight, with free movement, manners and a bright expression.

SHW308.9 The equine shall be severely penalized if it carries its head behind the vertical, is over-flexed, excessively nosed out, or the poll is below the withers.

SHW308.10 Consistently showing too far off the rail shall be penalized according to severity.

SHW400 RANCH HORSE DIVISION

SHW400.1 These classes may be offered for Regular Registry and Buckskin Bred Program for equines three years of age and older for Open, Green, Amateur, Amateur Select, Youth divisions. Some Ranch Horse Divisions classes may be offered for Amateur Walk-Trot and Youth Walk-Trot divisions.

SHW400.2 Equine may be cross entered Ranch Horse Division classes and other approved ABRA classes at the same show unless class rules specify otherwise.

SHW400.3 The ranch equine division demonstrates the performance, versatility and conformation of the ABRA equine as a working ranch equine. The intent is to reward an exhibitor and/or equine based on their level of expertise.

SHW400.4 Classes will be held in conjunction with other events and at ABRA-approved shows.

SHW400.5 Points will be awarded in each individual class according to the placing received and based on the total number of equines competing in that particular class.

SHW400.6 Ranch Horse Class Conditions

- Hoof polish is discouraged.
- No braided or banded manes/tails or tail extensions.
- Trimming inside ears is discouraged.
- Trimming bridle path is allowed, also trimming of fetlocks or excessive (long) facial hair.
- Equipment with silver should not count over a good working outfit. Silver on bridles and saddles is discouraged.
- Holding the saddle horn with either hand will not be penalized in any Ranch Horse Division class.
- Sitting the regular trot and lope is recommended; though standing in the stirrups at the extended trot and extended lope, or posting the extended trot is acceptable.
- For shows conducted in international countries, the exhibitor has the option of wearing traditional attire of the country.
- It is suggested competitors use a breast collar and a rear cinch.
- When exhibiting in a snaffle bit or hackamore, an exhibitor may switch between two hands and one hand on the reins at any time in order for the exhibitors to hold the saddle horn.

- In the case of equipment failure that delays competition or becomes unsafe, the run is stopped and the equine/exhibitor team will be given credit for what they have accomplished prior to that point but cannot place above other equine/exhibitor teams who have completed the pattern correctly and will be considered off-pattern (OP).
- No horse/rider team shall be disqualified except for lameness, abuse, illegal equipment, disrespect or misconduct, leaving the working area before pattern is complete, improper western attire, or fall of horse and/or rider. Disqualified horses will count as entries in the class, but will not receive points.
- In the case of a fall by a horse or rider, the run shall end when the rider or horse fall to the ground. A horse is considered to have fallen when all four feet are extended in the same direction. A rider is considered to have fallen when the rider is no longer astride.

SHW400.7 Judges and Score Sheets

- Judges must be chosen from the ABRA-approved judges list. Judges shall use approved score sheets to score all classes. During the class, a scribe shall assist each judge by recording the score after each of the maneuvers on the appropriate class score sheet. Judges shall sign their score sheets.
- Class score sheets shall be posted as soon as possible after each class to allow exhibitors to evaluate their performance.

SHW401 RANCH RAIL PLEASURE

SHW401.1 This class may be offered for Regular Registry and Buckskin Bred Program equine three years of age and older for Open, Green, Amateur, Amateur Select, Youth, Amateur Walk-Trot and Youth Walk-Trot divisions.

SHW401.2 The ranch rail pleasure class measures the ability of the equine to be a pleasure to ride while being used as a means of conveyance from one ranch task to another and should reflect the versatility, attitude, and movement of a working equine. The equine should be well-broke, relaxed, quiet, soft and cadenced at all gaits. The equine should be ridden on a relatively loose rein with light contact and without requiring undue restraint. The equine should be responsive to the exhibitor and make timely transitions in a smooth and correct manner. The equine should be soft in the bridle and yield to contact. The ideal ranch rail equine should have a natural head carriage at each gait. In all gaits, movement of the ranch rail pleasure equine should simulate an equine needing to cover long distances, softly and quietly, like that of a working ranch equine. This class should show the equine's ability to work at a forward, working speed while under control by the exhibitor. Light contact should be rewarded and equine shall not be shown on a full drape of reins. The overall manners and responsiveness of the equine while performing the maneuver requirements and the equine's quality of movement are the primary considerations.

SHW401.3 Part of the evaluation of this class is on smoothness of transitions. An equine may be collected from the extended trot as the equine moves into the lope. The transition from the extended lope down to the trot is a transition to the seated trot, not the extended trot. Therefore, an extra cue to achieve this gait is expected. Equine that complete this total transition within three strides calmly and obediently should be rewarded. Equines that attempt to stop or do stop prior to trotting will be penalized. Judges expect to see equines that have been trained to respond to cues. To see these cues applied discretely and the equine responding correctly could be a credit earning situation.

SHW401.4 This class is intended as a rail class but individuals working off the rail will not be penalized, and in fact, exhibitors are encouraged to use adequate space given the extension of gaits required.

SHW401.5 Class procedure All exhibitors will work as a group. Individuals working off the rail will not be penalized and passing is permissible. Equines must work both ways of the ring at the walk, trot and lope. Equines must work at least one way of the ring at the extended trot and extended lope. At the option of the judge, horses may be asked to extend their stride at the walk.

The overall cadence and performance of the gaits should be as those described in RANCH HORSE GAITS with an emphasis on forward, free-flowing, and ground-covering movement.

SHW401.5.1 Equines are to be reversed to the inside (away from the rail). They may be required to reverse at the walk or trot at the discretion of the judge but shall not be asked to reverse at the lope.

SHW401.5.2 Equines are required to back easily and stand quietly. Equines may be brought to the center or backed on the rail.

SHW401.5.3 The rider shall not be required to dismount except in the event the judge wishes to check equipment.

SHW401.5.4 YOUTH WALK-TROT AND AMATEUR WALK-TROT ONLY. The same rules apply however the lope and extended lope will be omitted.

SHW401.6 Ranch Rail Pleasure Faults, scored according to severity

- Too slow (any gait)
- Excessive speed (any gait)
- Over-bridled (nose behind the vertical)
- Head carried too low such that the poll is below the withers
- Out of frame
- Head carried too high
- Break of gait
- Wrong lead or out of lead
- Failure to take the appropriate gait when called
- Opening mouth excessively
- Draped reins

- Use of spurs forward of the cinch
- Canted at the lope
- Blatant disobedience (kick, bite, buck, rear, etc.)
- Faults which will be cause for disqualification: Head carried too low and/or clearly behind the vertical excessively and consistently while the horse is in motion, or otherwise showing the appearance of intimidation.

SHW403 RANCH RIDING

SHW403.1 This class may be offered for Regular Registry and Buckskin Bred Program equine three years of age and older for Open, Green, Amateur, Amateur Select, Youth, Amateur Walk-Trot and Youth Walk-Trot divisions.

SHW403.2 The purpose of the ranch riding class is to measure the ability of the equine to be a pleasure to ride while being used as a means of conveyance from performing one ranch task to another. The equine should reflect the versatility, attitude and movement of a working ranch equine riding outside the confines of an arena. The equine should be well-trained, relaxed, quiet, soft and cadenced at all gaits. The ideal ranch equine will travel with forward movement and demonstrate an obvious lengthening of stride at extended gaits. The equine can be ridden with light contact or on a relatively loose rein without requiring undue restraint, but not shown on a full drape of reins. The overall manners and responsiveness of the ranch riding equine to make timely transitions in a smooth and correct manner, as well as the quality of the movement are of primary considerations. The ideal ranch riding equine should have a natural ranch equine appearance from head to tail in each maneuver.

SHW403.3 One of the 15 approved ABRA patterns found online and in the Handbook must be used, except at ABRA World Championship events where alternate patterns may be used. In approved ABRA classes, patterns found on the website may be selected by the judge and used by all exhibitors in the class.

SHW403.4 YOUTH WALK-TROT AND AMATEUR WALK-TROT ONLY. The same rules apply however the lope and extended lope will be omitted.

SHW403.4 SCORING. Equines will be scored on the basis of 0 to 100, with 70 denoting an average performance. Each maneuver will receive a score in one half (½) point increments that should be added or subtracted from 70 and is subject to a penalty that should be subtracted. Each maneuver will be scored on the following basis, ranging from plus 1 1/2 to minus 1 1/2:

- -1 1/2 extremely poor
- -1 very poor
- -1/2 poor, 0 correct
- +1/2 good
- + 1 very good
- + 1 1/2 excellent

SHW403.5 Natural ranch equine appearance. Natural ranch equine appearance will also be evaluated ranging from plus 1 ½ to minus 1 ½ .

SHW403.6 PENALTIES. Maneuver evaluations and penalty applications are to be determined independently. The following penalties will be applied for each occurrence and will be deducted from the final score:

SHW403.7 One (1) point

- Too slow (per gait)
- Over-bridled (per maneuver)
- Out of frame (per maneuver)
- Break of gait at walk or trot for two (2) strides or less
- Wrong lead or out of lead for two (2) strides or less

SHW403.8 Three (3) points

- Break of gait at walk or trot for more than two (2) strides;
- Break of gait at lope, except when correcting an incorrect lead;
- Wrong lead or out of lead for more than two (2) strides;
- Draped reins (per maneuver);
- Out of lead or cross-cantering more than two (2) strides when changing leads;
- Trotting more than three (3) strides in lope departures or when exiting a rollback;
- Severe disturbance of any obstacle;

SHW403.9 Five (5) points

- Blatant disobedience (including but not limited to kicking, biting, bucking, rearing and striking) for each refusal.

SHW403.10 OFF PATTERN (OP) Exhibitors cannot place above others who complete pattern correctly

- Eliminates or adds maneuver;
- Incomplete maneuver;
- Repeated blatant disobedience;
- Use of two hands (except junior and Green equine shown in a snaffle bit/hackamore), more than one finger between split reins or any fingers between romal reins (except in the two rein).

SHW403.11 DISQUALIFICATION (DQ) SCORE ZERO

- Leaving working area before pattern is complete,
- Out of control, dangerous, or excessive schooling
- Lameness
- Abuse
- Illegal equipment, braided or banded manes or tail extensions
- Disrespect or misconduct
- Improper western attire
- Fall of equine/exhibitor

SHW405 RANCH TRAIL

SHW405.1 This class may be offered for Regular Registry and Buckskin Bred Program equine three years of age and older for Open, Green, Amateur, Amateur Select, Youth, Amateur Walk-Trot and Youth Walk-Trot divisions.

SHW405.2 The ranch trail class should test the equine's ability to cope with situations encountered while being ridden through a pattern of obstacles generally found during the course of everyday ranch work. The equine/exhibitor team is judged on the correctness, efficiency and pattern accuracy with which the obstacles are negotiated and the attitude and mannerisms exhibited by the equine. Judging emphasis is on identifying the well-broke, responsive and well-mannered equine which can correctly navigate and negotiate the course.

SHW405.3 Course Design: The ranch trail course will include no less than six and no more than nine obstacles. It is mandatory that the equine be asked to walk, trot and lope during the course. Walk can be part of an obstacle score or be scored with the approaching obstacle. Trot must be at least 35 feet and score with approaching obstacle. Lope must be lead-specific, at least 50 feet and score with approaching an obstacle. Care must be exercised to avoid setting up any obstacles that may be hazardous to the equine or exhibitor. When setting courses, management will be mindful that the idea is not to trap an equine/exhibitor team or eliminate it by making an obstacle too difficult. All courses and obstacles are to be constructed with safety in mind so as to reduce the risk for accidents.

SHW405.3.1 When setting courses, management will be mindful that the idea is not to trap a horse/rider team or eliminate it by making an obstacle too difficult. All courses and obstacles are to be constructed with safety in mind so as to reduce the risk for accidents. Show committee shall have the option of setting up the ranch trail course to best fit the arena conditions. An outdoor course is recommended if appropriate terrain is available. Each single-performance event can be time consuming, especially with large classes, so it is imperative that time restrictions are placed on this class. The show committee, either through a pilot run or estimation, shall select a course that has a continuous and positive flow that can be negotiated in four minutes or less.

SHW405.3.2 Judges must walk the course and have the right and duty to alter the course if it is not in keeping with the intent of the class. Judges may remove or change any obstacles they deem unsafe, non-negotiable or unnecessarily difficult. Any time a trail obstacle becomes unsafe during a class, it shall be repaired or removed from the course. If the course cannot be repaired and some equines have completed the course, the score for that obstacle shall be deducted from all previous draws in that class.

SHW405.3.3 The course must be designed using the mandatory obstacles and maneuvers plus optional obstacles. Combining two or more of the obstacles is acceptable.

SHW405.3.4 YOUTH WALK-TROT AND AMATEUR WALK-TROT ONLY. The same rules apply however the lope and extended

lope will be omitted. Trot-overs cannot be elevated in Walk-Trot classes.

SHW405.4 PROHIBITED OBSTACLES:

- Tarps
- Water obstacles with slick bottoms
- PVC pipe used as a jump or walk over
- Tires, rocking or moving bridges
- Logs elevated in a manner that permits such to roll in a dangerous manner
- Painted logs or poles
- Any type of pinwheel pattern regardless of spacing or gait

SHW405.5 MANDATORY OBSTACLES AND/OR MANEUVERS.

SHW405.5.1 Ride over obstacles on the ground (usually logs). Walk, trot or lope may be used but only one gait is required. Natural logs are recommended.

- Walk-overs: Walk over no more than four(4) logs no more than 10 inches high and spacing between 26 - 30 inches. The formation may be straight, curved, zig-zagged or raised.
- Trot-overs: Trot over no more than four (4) no more than 10 inches high. The space between logs or poles should be 36-42 inches. The formation can also be straight, curved, zigzagged or raised.
- Lope-overs: Lope over no more than three (3) logs no more than 10 inches high. No more than two logs may be used in succession. The space between logs should be 6 to 7 feet. The formation can also be straight, curved, zigzagged or raised.

SHW405.5.2 Opening, passing through and closing a hinged, swinging gate. Use a gate that will not endanger an equine or an exhibitor. The gate is a walk through gate for youth walk-trot classes.

SHW405.5.3 Ride over wooden bridge: Bridge should be sturdy, safe and negotiated at a walk only. Heavy plywood lying flat on the ground is an acceptable simulation of a bridge. Suggested minimum width shall be 36 inches wide and at least 6 feet long.

SHW405.5.4 Backing obstacles: Backing obstacles are to be spaced at a minimum of 28 inches wide. If elevated, 30 inch spacing is required. Back through and around at least three makers. Back through L, V, U or straight or similarly shaped course which may be elevated no more than 24 inches.

SHW405.5.5 Side-pass obstacle: Any object which is safe and of any length may be used to demonstrate responsiveness of the equine to leg signals. Raised side pass obstacles should not exceed 12 inches.

SHW405.6 OPTIONAL OBSTACLES: Optional obstacles may be used provided the obstacles can be found in everyday ranch work. Optional obstacles from which selections can be made include, but are not limited to:

- A jump obstacle whose center height is not less than 14

inches high or more than 25 inches high. Holding the saddle horn is permissible

- Only live or stuffed animals which would normally be encountered in an outdoor setting may be used but not to be used in an attempt to spook a equine.
- Carry object from one part of the arena to another.
- Remove and replace materials from a mailbox.
- Trot through cones spaced a minimum of 6 feet apart.
- Cross natural ditches or ride up embankments.
- Swing rope or throw rope at a dummy steer head.
- Step in and out of obstacle.
- Put on a slicker or coat.
- Stand to mount with a mounting block.
- Walk through water obstacle.
- Open gate on foot.
- Pick up feet.
- Walk through brush.
- Ground tie. (Hobbles are allowed)
- Lead at the trot.
- Drag an object (Regular Registry and Buckskin Bred Program equine exhibited in Open, Amateur and Amateur Select classes ONLY. The drag is not to be used in youth classes).
- Drag may be a complete figure eight and may begin in either direction.
- The exhibitor must have the rope dallyed on the saddle horn (half or full dally) for the duration of the drag.
- A full dally is to bring the rope one and a half times around the horn from the front to the back, not from behind the horn. A half dally is to bring the rope 3/4 around the horn from the front to the back, not from behind the horn.

SHW405.7 At show management option the competition trail course may be made available to exhibitors or posted prior to the day of competition. It must be posted at least one hour prior to competition.

SHW405.8 SCORING. Equine will be scored on the basis of 0 to 100, with 70 denoting an average performance. Each maneuver will receive a score in one half (½) point increments that should be added or subtracted from 70 and is subject to a penalty that should be subtracted. Each maneuver will be scored on the following basis, ranging from plus 1 1/2 to minus 1 1/2:

- -1 1/2 extremely poor
- -1 very poor
- -1/2 poor, 0 correct
- +1/2 good
- + 1 very good
- + 1 1/2 excellent

SHW405.9 Natural ranch equine appearance. Natural ranch equine appearance will also be evaluated ranging from plus 1 ½ to minus 1 ½.

SHW405.10 PENALTIES. Maneuver evaluations and penalty applications are to be determined independently. The following penalties will be applied for each occurrence and will be deducted from the final score:

SHW405.11 One (1) Point

- Over-bridled (per maneuver);
- Out of frame (per maneuver);
- Each hit, bite or stepping on a log, cone, plant or any component of the obstacle;
- Incorrect or break of gait at walk or trot for two (2) strides or less.
- Both front or hind feet in a single-stride slot or space at a walk or trot;
- Skipping over or failing to step into required space;
- Split pole in lope-over;
- Incorrect number of strides, if specified;
- One to two steps on dismount or ground tie except shifting to balance;
- Wrong lead or out of lead for two (2) strides or less;

SHW405.12 Three (3) Points

- Wrong lead or out of lead for more than two (2) strides;
- Draped reins;
- Break of gait at lope, except when correcting an incorrect lead;
- Break of gait at walk or trot for more than two (2) strides;
- Three to four steps on dismount on ground tie;
- Trotting for more than three (3) strides in lope departures or exiting a rollback into a lope from a stop or walk;
- Knocking down or over, or severely disturbing an obstacle;
- Stepping out of or falling off an obstacle with one (1) foot;
- Missing or evading part of a log/obstacle with one (1) foot;

SHW405.13 Five (5) Points

- Spurring in front of cinch;
- Blatant disobedience;
- Use of either hand to instill fear;
- Stepping out of or falling off an obstacle with more than one (1) foot;
- Dropping an object required to be carried;
- First or Second cumulative refusal;
- Letting go of gate;
- Five or more steps on dismount or ground tie;
- Missing or evading part of a log/obstacle with more than one foot.

SHW405.14 Off-Pattern (OP), Exhibitors cannot place above others who complete pattern correctly.

- Incomplete maneuver;
- Eliminates or adds maneuver/obstacle;
- Failure to open and shut gate, or failure to complete gate (The gate is a walk through gate for youth walk-trot classes.);
- Third refusal;
- Repeated blatant disobedience;;

- Failure to dally and remain dallied;
- Use of two hands (except junior and Green equine shown in a snaffle bit/ hackamore), more than one finger between split reins or any fingers between romal reins (except in the two-rein).

SHW405.15 Disqualification (DQ) Score zero

- Lameness;
- Abuse;
- Illegal equipment;
- Disrespect or misconduct;
- Improper western attire;
- Leaving working area before pattern is complete ;
- Fall of equine/exhibitor;
- Out of control, dangerous, or excessive schooling.

SHW407 RANCH REINING

SHW407.1 This class may be offered for Regular Registry and Buckskin Bred Program equine three years of age and older for Open, Green, Amateur, Amateur Select and Youth divisions. With exception of the ABRA World Championships equines may cross enter any reining class at any ABRA-approved event.

SHW407.2 To rein a horse is not only to guide him but also to control his movement. The best reined horse should be willingly guided or controlled with little or no apparent resistance. All deviations from the exact written pattern must be considered a lack of or temporary loss of control and therefore a fault that must be marked down according to severity of deviation. The horse/rider team's overall performance should be credited for smoothness, finesse, attitude, quickness and authority of performing various maneuvers while using controlled speed which raises the degree of difficulty and makes the equine/exhibitor team more exciting and pleasing to watch.

SHW407.3 The ranch reining class measures the ability of the ranch equine to perform basic handling maneuvers with a natural head carriage in a forward moving manner. Patterns may be chosen from any of the ranch reining patterns, working cow horse patterns, reining pattern or approved by the show management and judge. Patterns that start with circles may be used as "lope to center patterns" when posted as such by show management.

SHW407.4 CREDITS AND PENALTIES. All runs begin upon entering the pen and any infractions are subject to penalty.

SHW407.5 SCORING. Equine will be scored on the basis of 0 to 100, with 70 denoting an average performance. Each maneuver will receive a score in one half (½) point increments that should be added or subtracted from 70 and is subject to a penalty that should be subtracted. Each maneuver will be scored on the following basis, ranging from plus 1 1/2 to minus 1 1/2:

- -1 1/2 extremely poor

- -1 very poor
- -1/2 poor, 0 correct
- +1/2 good
- + 1 very good
- + 1 1/2 excellent

SHW407.6 PENALTIES. Maneuver evaluations and penalty applications are to be determined independently. The following penalties will be applied for each occurrence and will be deducted from the final score:

SHW407.7 One-half (1/2) point

- Starting a circle or exiting a roll-back at a trot for up to two (2) strides;
- Delayed change of lead by one stride where the lead change is required by the pattern description;
- Failure to remain a minimum of twenty (20) feet from the wall or fence when approaching a stop and/or roll-back;
- Over-spin or under-spin up to 1/8 turn;

SHW407.8 One (1) Point

- Over-bridled (per maneuver);
- Out of frame (per maneuver),
- Out of lead in the circles,
- Figure eights or around the end of the arena (this penalty is cumulative and will be deducted for each quarter of a circle the equine is out of lead);
- Over or under spinning 1/8 to 1/4 turn;
- Slipping rein;

SHW407.9 Two (2) Points

- Break of gait;
- Freeze up in spins or roll-backs;
- Failure to stop or walk before executing a lope departure on trot-in patterns;
- Failure to be in a lope prior to the first marker on run-in patterns;
- Failure to completely pass the specified marker before initiating a stop position;
- Trotting beyond strides, but less than 1/2 circle or 1/2 length of the arena;

SHW407.10 Five (5) Points

- Spurring in front of cinch
- Blatant disobedience
- Use of either hand to instill fear

SHW407.11 Off-Pattern (OP). Exhibitors cannot place above others who complete the pattern correctly.

- Breaking pattern;
- Inclusion of maneuver (e.g. over or under spinning, backing more than two (2) strides, etc.);
- Leaving arena before pattern is complete;
- Repeated blatant disobedience;
- More than one finger between split reins or any fingers between romal reins per maneuver (except two rein). (Excess rein may be straightened anytime during the

pattern, provided the exhibitor's free hand remains behind the rein hand. Any attempt to alter tension or length of the reins from the bridle to the rein hand is considered use of two hands);

SHW407.12 Disqualification (DQ) Score Zero

- Lameness;
- Abuse;
- Illegal equipment;
- Disrespect or misconduct;
- Improper western attire;
- Fall of equine or exhibitor;
- Out of control, dangerous, or excessive schooling.

SHW410 RANCH COW WORK

SHW410.1 This class may be offered for Regular Registry and Buckskin Bred Program equine three years of age and older for Open, Green, Amateur, Amateur Select and Youth divisions.

SHW410.2 The ideal Ranch equine must also be a cow equine and this class demonstrates and measures the equine's ability to do cow work. Holding the saddle horn is permitted. There is a time limit per equine/exhibitor team to perform the work depending on the division and the time begins when the cow is turned into the arena. If the time has not elapsed and the judge is satisfied that all requirements of the class have been met, the judge should blow the whistle for the exhibitor to cease work. The judge may blow a whistle at any time for the exhibitor to cease work for safety reasons. Judges will give credit for what they have seen. Only the judge may award a new cow to a exhibitor to replace a cow that will not honor a equine. If the judge awards a new cow, the exhibitor has the option to refuse the new cow by continuing to work. If the exhibitor accepts the new cow, the time for working the cow will start over. If the exhibitor intends to accept the new cow, the exhibitor must pull up immediately. When multiple judges are scoring, any one of the judges may terminate the work or signal for a new cow.

SHW410.3 Exhibitors are allotted three minutes to complete the work. When there is one (1) minute left, the announcer will announce, one (1) minute remaining. At three (3) minutes, the announcer will call for time.

SHW410.4 There are three parts to the class: boxing, fence work and roping or circling.

Part One - Boxing the Cow: The exhibitor shall ride into the arena, face the cattle entry gate and signal for their cow to be turned into the arena. The cow shall be controlled on the entry end of the arena for a sufficient amount of time to demonstrate the equine's ability to hold the cow. If the cow does not immediately challenge the equine, the exhibitor shall aggressively move in on the cow to demonstrate his equine's ability to drive and block the cow on the entry fence.

Part Two - Fence Work: After the cow has been controlled on the entry end of the arena, the exhibitor shall set the cow up and drive it down either side of the arena. The cow should be turned on the fence at least once in each direction. The first run out for a turn shall be past the half-way mark of the arena. All turns down the side shall be completed before reaching the end fence.

Part Three - Roping or Circling: The amateur and youth exhibitor has the option of circling the cow in the middle of the arena in both directions in lieu of roping. An amateur or youth exhibitor may circle or rope the cow but cannot combine the two to get credit for this portion of the run. Open exhibitors must rope the cow.

To rope the cow, the exhibitor must be carrying a rope when the run starts. The exhibitor may pull up after the fence work, take down the rope and proceed to rope and stop the cow. The exhibitor must then rope the cow and bring it to a stop in the roping portion of the class, two throws are permitted and the equine will be judged on two maneuvers: tracking/rating and stopping the cow. It is not necessary that the exhibitor catch to receive a score in the roping portion. The catch is legal as long as the cow looks through the loop and the rope pulls tight on any part of the animal's body except the tail. The rope may be tied on or dallied. If the exhibitor does not catch, the equine will be given credit for rating and tracking and will be assessed a two (2) point penalty for amateur and youth and a five (5) point penalty for open.

To circle the cow, the exhibitor will maneuver the cow smoothly at least 360 degrees in each direction without interference from the fence. The circle's size, symmetry, speed and relative balance from right and left show control. Tightening the circles down with fast head-to-head speed will be a credit situation. The circles should be completed before the cow is exhausted. Once an exhibitor has committed to circling a cow, if the cow falls no new cow will be awarded. The exhibitor will complete the run by riding around the fallen cow to fulfill circling requirements. In the circling portion of the judging, one whistle will terminate the work and two whistles will award a new cow. In the circling portion of the judging, one whistle will terminate the work and two whistles will award a new cow.

SHW410.5 For shows conducted in international countries, the exhibitor has the option of circling the cow each direction instead of roping or breakaway roping and wearing traditional attire of the country.

SHW410.6 CREDITS AND PENALTIES. All runs begin upon entering the pen; During "Boxing", credit will be given for the equine's expression and its 'cow sense' (i.e., making moves with little exhibitor assistance); holding, controlling, and turning the cow; the amount of work actually done; and the degree of difficulty of the work. Credit will be given during "Fence Work" for making the first run past the center of the arena; making turns right on the cow; and controlling a

difficult cow. If “Roping”, credit will be given for rating and following cow to allow exhibitor the optimal roping position; stopping hard; and staying in the ground during the hold. Credits for each element of Roping range from -1 1/2 to +1 1/2 points. If “Circling”, credit will be given when the equine works willingly; acknowledges the cow; and gets close enough to the cow to control the circles. Credits for circling range from -1 1/2 to +1 1/2 points for each direction.

SHW410.7 SCORING. Equine will be scored on the basis of 0 to 100, with 70 denoting an average performance. Each maneuver will receive a score in one half (½) point increments that should be added or subtracted from 70 and is subject to a penalty that should be subtracted. Each maneuver will be scored on the following basis, ranging from plus 1 1/2 to minus 1 1/2:

- -1 1/2 extremely poor
- -1 very poor
- -1/2 poor, 0 correct
- +1/2 good
- + 1 very good
- + 1 1/2 excellent

SHW410.8 PENALTIES. Maneuver evaluations and penalty applications are to be determined independently. The following penalties will be applied for each occurrence and will be deducted from the final score:

SHW410.9 One (1) Point

- Over-bridled (per maneuver);
- Out of frame (per maneuver);
- Loss of working advantage;
- Using the corner or the end of the arena to turn the cow when going down the fence;
- Changing sides of arena to turn cow;
- For each length equine runs past cow;
- Working out of position;
- Slipping rein;
- Failure to drive the cow past the middle marker on the first turn;
- Two-loop catch in amateur and youth classes;

SHW410.10 Two (2) point:

- Going around the corner of the arena before turning cow; when working an animal in the open field (at least 20’ from the side of arena) and the animal gets within 3 feet from the end fence before being turned;
- An illegal catch (loop fails to pass over head or pulls tight on tail only),
- Or failure to catch if roping in amateur and youth classes.

SHW410.10 Three (3) Points

- Exhausting or overworking the cow before circling or roping;
- Hanging up on the fence (refusing to turn);
- Knocking down the cow without having a working advantage;
- Two-loop catch when roping in open;

SHW410.11 Five (5) Points

- Failure to turn the cow both directions on the fence;
- Spurring in front of cinch;
- Blatant disobedience;
- Use of either hand to instill fear;
- An illegal catch (loop fails to pass over);
- Head or pulls tight on tail only),
- Or failure to catch when roping, in open
- If the open exhibitor runs out of time to rope, there will be no credit for the stop/hold maneuver and a five (5) point penalty for failure to catch. Riders may still earn credit for tracking/rating/control/position and speed/degree of difficulty. Bringing the cow straight over backwards landing on its back or head with all four feet in the air.

SHW410.12 Off-Pattern (OP): Cannot place above others who complete pattern correctly.

- Turning tail;
- Failure to attempt any part of the class;
- Leaving arena before run is complete;
- Repeated blatant disobedience;
- Schooling after entering the arena prior to calling for cow;
- Schooling horse between cows if new cow is awarded;
- Or complete loss of rope in open class; complete loss of rope in amateur or youth classes, once committed to roping;
- Use of two hands (except junior and Green horses shown in a snaffle bit/hackamore), more than one finger between split reins or any fingers between romal reins (except in the two-rein);

SHW410.13 Disqualification (DQ Score zero)

- Lameness;
- Abuse;
- Illegal equipment;
- Disrespect or misconduct;
- Improper western attire;
- Fall of equine/exhibitor ;
- Leaving arena before run is complete;
- Out of control, dangerous, or excessive schooling.

SHW413 RANCH CUTTING

SHW413.1 This class may be offered for Regular Registry and Buckskin Bred Program equine three years of age and older for Open, Green, Amateur, Amateur Select and Youth divisions.

This class is judged on the ability of the equine to work a cow by separating it from the herd and holding it to demonstrate the equine's ability to work the cow. A single cow is cut from the herd and the equine must demonstrate its ability to work the cow.

SHW413.2 Objective will be to cut one or two cows, based on the division, from the herd and work the cow(s) with the assistance of two turn-back exhibitors and two herd holders. Show management may supply two herd holders and two

turn-back exhibitors, or exhibitors may supply their own helpers. If an exhibitor is a herd holder or turn-back exhibitor, he or she may use the equine that they are competing on, or use a different equine.

SHW413.3 There will be a two minute time limit in all divisions. Each exhibitor must work two head and has the option of ending their run before the two-minute limit or working the full two minutes. Time will begin when an exhibitor crosses a time line just prior to entering the herd. Time should not start until the exhibitor crosses a predetermined and marked time-line. The exhibitor will then quietly separate his/her cow from the herd.

- Unnecessary roughness or disturbing the herd excessively could result in disqualification.
- Ultimate credit will be given to the equines demonstrating excellence in the herd work by committing to, driving, setting up and working a cow in the center of the arena with minimal disturbance to the herd.
- Equines will not be penalized for reining during the cutting portion, but should display natural ability.
- Working two cows does not assure extra credit to the run.
- Out of control, dangerous, or excessive schooling.

SHW413.4 SCORING. 100 percent will be judged by the equine's performance and natural ability. Equine will be scored on the basis of 0 to 100, with 70 denoting an average performance. Each maneuver will receive a score in one half (½) point increments that should be added or subtracted from 70 and is subject to a penalty that should be subtracted. Each maneuver will be scored on the following basis, ranging from plus 1 1/2 to minus 1 1/2:

- -1 1/2 extremely poor
- -1 very poor
- -1/2 poor, 0 correct
- +1/2 good
- + 1 very good
- + 1 1/2 excellent

SHW413.5 PENALTIES. Maneuver evaluations and penalty applications are to be determined independently. The following penalties will be applied for each occurrence and will be deducted from the final score:

SHW413.6 One (1) Point

- Over-bridled (per maneuver);
- Out of frame (per maneuver);
- Losing working advantage;
- Toe, foot, or stirrup on the shoulder;
- Working out of position;

SHW413.7 Three (3) Points

- Cattle picked up or scattered;
- Spurring on shoulder;
- Pawing or biting cattle;
- Back fence;
- Hot quit;

SHW413.8 Five (5) Points

- Equine quitting cow;
- Losing cow;
- Changing cattle after a specific commitment;
- Failure to separate a single animal after leaving the herd;
- Blatant disobedience;

SHW413.9 Off Pattern (OP). Cannot place above others who complete pattern correctly.

- Turn tail;
- Failure to cut two cows;
- Repeated blatant disobedience;
- Use of two hands (except junior and Green equine shown in a snaffle bit/ hackamore), more than one finger between split reins or any fingers between romal reins (except in the two-rein);

SHW413.10 Disqualification (DQ) Zero (O) Score:

- Lameness;
- Abuse;
- Disrespect or misconduct;
- Illegal equipment;
- Excessive disturbance of herd to the point that exhibitor is asked to leave the arena;
- Fall of equine/exhibitor;
- Leaving arena before run is complete;
- Improper western attire
- Out of control, dangerous, or excessive schooling.

SHW415 RANCH CONFORMATION

SHW415.1 This class may be offered for Regular Registry and Buckskin Bred Program equine three years of age and older for Open, Amateur and Youth divisions.

SHW415.2 All equines will be shown together as one class: Open/Amateur: stallions, mares and geldings; Youth: mares and geldings.

SHW415.3 The purpose of ranch conformation is to preserve ABRA type selecting well-mannered individuals in the order of their resemblance to the breed ideal and that are the most positive combination of balance, structural correctness, and movement with appropriate breed and sex characteristics and adequate muscling. The ideal Ranch conformation horse should have a natural ranch horse appearance from head to tail.

SHW415.4 The ranch conformation class may be held any time during the show.

SHW415.5 To be eligible to compete in the ranch conformation class the equine must be ridden in at least one (1) Ranch Horse Division class at the same show.

SHW415.6 Equines are to be shown in a good working halter: rope, braided, nylon or plain leather.

SHW415.7 Entries will walk to the judge one at a time. As the equine approaches, the judge(s) will step aside to enable

the equine to trot past a cone, continue trotting, turn to the left making a true “L” and trot towards the left wall or arena fence. After trotting, entries will be lined up head to tail for individual inspection by the judge. All exhibitors that do not complete the prescribed pattern correctly in three attempts will be disqualified and excused from the class. The judge shall inspect each equine from both sides, front and rear and place the equines in order of preference.

SHW416 RANCH SHOWMANSHIP AT HALTER

SHW416.1 Refer to Showmanship at Halter

SHW417 RANCH HORSEMANSHIP

SHW417.1 Ranch Horsemanship

This class is offered for Regular Registry and Buckskin Bred Program for only amateur, amateur select, youth, amateur walk-trot, youth walk-trot divisions.

SHW417.2 Ranch horsemanship is designed to evaluate the rider’s ability to execute, in concert with their horse, a set of maneuvers prescribed by the judge with precision and smoothness while exhibiting poise and confidence and maintaining a balanced, functional and fundamentally correct body position. The ideal Ranch horsemanship pattern is extremely precise with the rider and horse working in complete unison, executing each maneuver with subtle aids and cues. The horse’s head and neck should be carried in a relaxed, natural position, with the poll level with or slightly above the withers. The head should not be carried behind the vertical, giving the appearance of intimidation, or be excessively nosed out, giving a resistant appearance.

SHW417.3 Pattern. It is mandatory that the judge post the initial pattern to be worked at least one hour prior to the commencement of the class; however, if the judge requires additional work of exhibitors for consideration of final placing, an additional pattern may be posted. All patterns must include a walk, trot, extended trot, lope, extended lope and a back. Walk-Trot patterns and optional W/T rail work must include the extended walk and extended trot and omit the lope and extended lope. Pattern(s) should be designed to test the horseman’s ability. All ties will be broken at the judge’s discretion.

SHW417.4 The following maneuvers are acceptable in a pattern: walk, extended walk, trot, extended trot, lope or extended lope in a straight line, curved line, serpentine, circle, figure 8 or combination of these gaits and maneuvers; stop; back in a straight or curved line; turn or pivot, including spins and rollbacks on the haunches and/or on the forehand; sidepass, two-track or leg-yield; flying or simple change of lead; counter-canter; or any other maneuver; or ride without stirrups. For safety reasons, exhibitors will not be required to dismount or mount as part of the class routine, with the exception of equipment checks.

SHW417.5 Class Procedures: All exhibitors must enter the

ring and then work individually, or each exhibitor may be worked from the gate individually. When exhibitors are worked individually from the gate, a working order is required. Exhibitors should be instructed to either leave the arena, fall into line or fall into place on the rail after their work. The whole class, or just the finalists, may work at all three gaits at least one direction of the arena at the judge's discretion.

SHW 417.6 Presentation and Position of Exhibitor.

Appropriate Ranch attire must be worn. Clothes and person are to be neat and clean. The use of any type of artificial aid or magnetic device will result in disqualification. The exhibitor should appear natural in the seat and ride with a balanced, functional and correct position regardless of the maneuver or gait being performed. When exhibiting in a snaffle bit or hackamore, an exhibitor may switch between two hands and one hand on the reins at any time in order for the exhibitors to hold the saddle horn. Holding the saddle horn with either hand will not be penalized in any Ranch Horse Division class.

SHW417.7 Sitting the regular trot and lope is recommended; though standing in the stirrups at the extended trot and extended lope, or posting the extended trot is acceptable. Part of the evaluation of this class is on smoothness of transitions. An equine may be collected from the extended trot as the equine moves into the lope. The transition from the extended lope down to the trot is a transition to the seated trot, not the extended trot. Therefore, an extra cue to achieve this gait is expected. Equine that complete this total transition within three strides calmly and obediently should be rewarded. Equines that attempt to stop or do stop prior to trotting will be penalized. Judges expect to see equines that have been trained to respond to cues. To see these cues applied discretely and the equine responding correctly could be a credit earning situation. The arm holding the reins should be bent at the elbow forming a line from the elbow to the horse's mouth. The free hand and arm may be carried bent at the elbow in a similar position as the hand holding the reins or straight down at the rider's side. Excessive pumping of the free arm as well as excessive stiffness will be penalized. The rider's head should be held with the chin level and the eyes forward, and may be directed slightly toward the direction of travel. Excessive turning of the head to the inside of the circle, or down at the horse's head or shoulder will be penalized.

SHW417.8 Presentation of Horse. The horse's body condition and overall health and fitness should be assessed. The horse should appear fit and carry weight appropriate for the body size. A horse which appears sullen, dull, lethargic, emaciated, drawn or overly tired should be penalized according to severity. Tack should fit the horse properly and be neat, clean and in good repair.

SHW417.11 Pattern Performance. The exhibitor should perform the work accurately, precisely, smoothly, and with a reasonable amount of promptness. Increasing speed of

the maneuvers performed increases the degree of difficulty; however, accuracy and precision should not be sacrificed for speed. Exhibitors that perform the pattern sluggishly and allow their horse to move without adequate impulsion, collection or cadence will be penalized.

SHW417.13 The equine should reflect the versatility, attitude and movement of a working ranch equine riding outside the confines of an arena. The equine should be well-trained, relaxed, quiet, soft and cadenced at all gaits. The ideal ranch equine will travel with forward movement and demonstrate an obvious lengthening of stride at extended gaits.

The equine can be ridden with light contact or on a relatively loose rein without requiring undue restraint, but not shown on a full drape of reins. The overall manners and responsiveness of the ranch riding equine to make timely transitions in a smooth and correct manner, as well as the quality of the movement are of primary considerations.

SHW417.14 The ideal should have a natural ranch equine appearance from head to tail in each maneuver.

SHW417.15 A simple or flying change of lead should be executed precisely in the specified number of strides and/or at the designated location. A simple change of lead is performed by breaking to a walk or trot for one to three strides. Flying changes should be simultaneous front and rear. All changes should be smooth and timely. When a lead change is a required maneuver, it may be designated as a simple change or the exhibitor has the option to perform either a simple or flying lead change.

SHW417.16 Scoring: Exhibitors are to be scored from 0 to infinity, with 70 denoting an average performance. Patterns will be divided into maneuvers, as specified by the judge, and each maneuver will be scored from plus 3 to minus 3 with 1/2 point increments acceptable that will be added or subtracted from 70.

SHW417.17 Maneuver scores should be determined independent of penalties, and should reflect equal consideration of both performance of the exhibitor's pattern and the horsemanship form and effectiveness of the exhibitor to result in the following scores: -3 extremely poor, -2 very poor, -1 poor, 0 average or correct, +1 good, +2 very good, +3 excellent.

SHW417.17.1 Exhibitors overall form and effectiveness should also be scored from 0 to 5 with 0 to 2 average, 3 good, 4 very good, 5 excellent. Exhibitors should also be judged on the rail, and their pattern score and/or ranking may be adjusted as appropriate.

SHW417.18 Natural ranch equine appearance. Natural ranch equine appearance will also be evaluated ranging from plus 1 ½ to minus 1 ½.

SHW417.19 Penalties. Maneuver evaluations and penalty applications are to be determined independently. The following penalties will be applied for each occurrence and will be deducted from the final score:

Three (3) points

- Break of gait at the walk or trot up to 2 strides
- Over or under turn from 1/8 to 1/4 turn
- Tick or hit of cone

SHW417.20 Five (5) points

- Not performing the specific gait or not stopping within 10 feet (3 meters) of designated location Incorrect lead or break of gait at the lope (except when correcting an incorrect lead)
- Break of gait at walk or trot for more than 2 strides
- Loss of stirrup
- Bottom of boot not touching pad of stirrup at all gaits including backup
- Head carried too low and/or clearly behind the vertical while the horse is in motion, showing the appearance of intimidation
- Obviously looking down to check leads

SHW417.21 Ten (10) points

- Loss of rein
- Use of either hand to instill fear while on pattern or during rail work
- Cueing with the end of the romal
- Blatant disobedience including but not limited to kicking, pawing, bucking, and rearing
- Spurring in front of the cinch

SHW417.22 Disqualifications (should not be placed) including:

- Failure to display correct number
- Abuse of horse or schooling
- Fall by horse or exhibitor
- Use of prohibited equipment
- Excessive schooling, dangerous

SHW417.23 Off pattern

- Off pattern, including: knocking over or wrong side of cone or marker; never performing designated gait or lead; over or under turning more than 1/4 turn
- Eliminates or adds maneuver;
- Incomplete maneuver; Use of two hands (except junior equine shown in a snaffle bit/hackamore), more than one finger between split reins or any fingers between romal reins (except in the two rein).

SHW500 SPEED EVENTS

SHW500.1 In a multi-judge situation, all judges do not have to be present in the speed event classes; however, there must be a minimum of one judge judging the classes.

SHW500.2 In multiple judged shows in the timed events only,

one judge may oversee/judge the class(es) and sign all sets of judge's cards.

SHW500.3 Roll Over Times. Show management may allow exhibitors to roll over times in speed events. If an exhibitor is eligible to show in multiple classes, they may make one run and declare in advance that particular run will carry over or roll over to the other class(es) entered. This applies to youth, amateur and amateur select exhibitors which exhibit in the open class(es). The exhibitor must declare at time of entry if any times are to be rolled over and to which particular class(es). An entry fee and any additional charges will be paid for each class entered. An exhibitor may not declare to roll over a time once the classes have begun or have a time rolled over to any class that has already been held. They will make their run in the first class that they enter according to the show schedule. They will be included in the draw for that class but are not to be placed in the draw for the upcoming class(es) they have declared so as not to affect the draw for those particular class(es). The announcer should also announce on the initial run whether or not the time is going to be rolled over to any subsequent class. If a show is being held where there are multiple judges, and the class is held one time then the time will be noted for each judge in the appropriate class(es) entered and declared. If the show is a circuit with multiple days, then an entry and declaration must be made for the separate show days. Once the class has started an exhibitor declaring a time will carry over cannot decide to run independently.

SHW500.4 When possible it is recommended the electric timers be used as official time in all timed events. When hand timers are used a minimum of two watches is recommended, with the median time being the official time.

SHW500.5 In case of mechanical failure of either an electrical timer or stop watches, an exhibitor may be given a rerun in any event in which the exhibitors qualify by time.

SHW500.6 In timed events, the starting and finishing time shall be taken the instant the horse's nose reaches the plane of the timing line.

SHW500.7 In the event of a tie, the equine declared the winner in the runoff must re-run the pattern within two (2) seconds of its original time or the runoff must be held again.

SHW500.8 The exhibitor will begin the run after the gate is closed. The gate will remain closed and the equine must come to a complete stop inside the arena before the exit gate is opened.

SHW500.9 It is recommended that drags be conducted before the start of each speed event and after every seven head. Show management may drag more frequently.

SHW500.10 DISQUALIFICATION.

SHW500.11 Any deviation from the pattern.

SHW500.12 Failure to follow the course, includes negotiating obstacles in any other than specified order, the wrong direction, circling, backing or reversing direction of movement to correct improper passing of an obstacle.

SHW500.13 The judge, at his/her discretion, may disqualify an exhibitor for excessive use of a bat, crop, whip or rope.

SHW500.14 In speed events, all exhibitors may use a rubber band per foot (maximum width of 1/4 inch) during competition, but may not be tied, buckled or fastened by any other means during competition.

SHW500.15 Receiving assistance into the arena as determined by breaking the plane of the gate.

SHW500.16 An exhibitor will be given a no time if the horse or exhibitor falls during the run in such a manner as to break the pattern, or if the rider falls off the horse. If exhibitor falls off the horse after run is completed and after crossing the time line, the time remains valid.

SHW500.17 An exhibitor may not walk through the course in order to qualify for a placing position.

SHW500.18 A hat or *helmet* must be on the exhibitor's head when the exhibitor enters the arena. In speed events a five (5) second penalty will be assessed if the hat or helmet is not on the exhibitor's person for the entire time the exhibitor is in the arena.

SHW501 BARREL RACING

SHW501.1 This class may be offered for Regular Registry and Buckskin Bred Program for Open, Amateur, Amateur Select, Youth divisions.

SHW501.2 No equine shall be allowed to show in more than one (ABRA-approved) barrel racing class per show, excluding youth and amateur.

SHW501.3 Exhibitors race against the clock, following a course consisting of three barrels in a triangular "cloverleaf" pattern. Exhibitors must choose either the right or left barrel, circle it, and go to the next barrel, completing the course after circling the third barrel and running home. Barrel racing is a timed event.

SHW501.4 At a signal from the starter, the exhibitor will run to barrel number 1, pass to the left of it, and complete an approximately 360 degree turn around it; then go to barrel number 2, pass to the right of it, and complete a slightly more than 360 degree turn around it; then go to barrel number 3, pass to the right of it, and do another approximately 360 degree turn around it; then sprint to the finish line, passing between barrel number 1 and 2. This barrel course may also be run to the left. For example, the exhibitors will start to barrel number 2, turning to left around this barrel, then to barrel number 1, turning to the right, then to barrel number 3, turning again to the right, followed by the final sprint to the finish line.

SHW501.5 COURSE. The course must be measured exactly according to the diagram and cannot exceed these dimensions. However, if the course is too large for the available space, the pattern should be reduced five (5) yards at a time until the pattern fits the arena. Adequate space must remain between barrels and any obstacle. The distance from barrel number three to the finish line need not be reduced five (5) yards (4.6 meters) at a time if there is sufficient room for the horse to stop.

SHW501.5.1 When measuring the area for the barrel course, allow ample room for horses to complete their turns and stop at the finish. It is recommended there be at least 45 feet (13.5 meters) from the starting line to the end of the arena, at least 18 feet (5.4 meters) from barrel number 1 and 2 to the fence and 36 feet (10.8 meters) from barrel number 3 to the end of the arena.

SHW501.6 Brightly colored 55 gallon (200 liters) steel drums with both ends in must be used.

SHW501.7 There shall be no rubber or plastic barrels or barrel pads used.

SHW501.8 Knocking over a barrel shall carry a five (5) second penalty.

SHW501.9 An exhibitor may touch the barrel with his or her hands in Barrel Racing.

SHW502 POLE BENDING

SHW502.1 This class may be offered for Regular Registry and Buckskin Bred Program for Open, Amateur, Amateur Select and Youth divisions.

SHW502.2 No equine shall be allowed to show in more than one (1) Buckskin pole bending contest per show, excluding youth, or amateur.

SHW502.3 This timed event consists of a series of six poles spaced 21 feet apart, which horses and riders weave through at a high rate of speed. Equines run to the far end of the series of poles, turn and weave in and out as they work their way back to the front. Equines then complete a turn around the front pole and maneuver through the series again. At the last pole, they complete that turn and race toward the finish line at full speed. Pole Bending is a timed event.

SHW502.4 COURSE. Each pole is to be 21 feet (6.4 meters) apart, and the first pole is to be 21 feet (6.4 meters) from the starting line. Poles shall be set on top of the ground, six feet (1.8 meters) in height, with no base more than 14 inches (35 cm) in diameter.

SHW502.5 Knocking over a pole shall carry a five (5) second penalty.

SHW502.6 A equine may start either to the right or to the left of the first pole and then rerun the remainder of the pattern accordingly.

SHW502.7 An exhibitor may touch a pole with his or her hand in pole bending, if the original course is altered by a rider intentionally grasping a pole, a five-second penalty for each pole grasped will be assessed.

SHW503 STAKE RACE

SHW503.1 This class may be offered for Regular Registry and Buckskin Bred Program for Open, Amateur, Amateur Select, Youth divisions.

SHW503.2 This is a timed event consisting of markers set on either side of a center line.

SHW503.3 COURSE. Either of the two patterns are allowed in competition at the discretion of show management.

SHW503.3 Pattern Option 1: There are two (2) poles in this event. The start/finish line is 30 feet (9.15 m) wide and marked by two upright markers (cones or pylons) short enough to not interfere with the timer. Short pylons or cones are recommended. The stakes shall be 80 feet (24.38 m) apart. The first stake shall be 21 feet (6.4 m) from the start/finish line.

SHW503.3.1 The exhibitor shall cross the start/finish line and run down the right side or left side of the poles to the second pole making either a right- or left-hand turn. The exhibitor shall not cross between the two poles before making the first turn. The Exhibitor shall then run to the first pole and make a turn in the opposite direction. Exhibitors must then run back to the second pole and repeat first turn then run straight back down either the left or right side of the poles (opposite side than when first crossing start line and running to second pole) and cross the start/finish line.

SHW503.3.2 Pattern Option 2: There are two (2) poles in this event. The start and finish line is 20 feet (6 meters) wide and marked by two upright markers 10 feet (3 meters) on each side of the center line and short enough so as to not interfere with the timer. Short pylons or cones are recommended. The first and second poles marking the center line are each 40 feet (12 meters) from the start and finish line, making them a total of 80 feet (24 meters) apart.

SHW503.3.3 The exhibitor must complete a figure 8 pattern. They must cross the center line between upright markers, head to either the right or left of the first pole, make a 180 degree turn, head to the second pole, turn around it in the opposite direction and then to the center line to stop the clock. Start by crossing the center line between the upright markers, turn around the second pole, cross over the center line again between the markers, then around the first pole and run back across the finish line.

SHW503.3.4 The pattern may be shortened depending upon arena size.

SHW503.5 If an upright marker is knocked over, there is no time. If the original course is altered by an exhibitor

intentionally grasping a pole, a five-second penalty for each pole grasped will be assessed.

SHW504 KEYHOLE

SHW504.1 This class may be offered for Regular Registry and Buckskin Bred Program for Open, Amateur, Amateur Select and Youth divisions.

SHW504.2 No equine shall be allowed to show in more than one (1) (ABRA-approved) keyhole class per show, excluding Amateur and Youth classes.

SHW504.3 The equine shall cross the timing line, enter the circle of the keyhole, turn around in either direction, entirely within the circle of the keyhole, and recross the timing line. This is a timed event.

SHW504.4 Course. The course shall be laid out with a limed keyhole on the ground, with the throat of the keyhole perpendicular to and facing the timing line, and the center of the circle of the keyhole one hundred feet from the timing line. The keyhole shall be in the form of a broken circle 20' in diameter, with a throat 4' wide, inside white lines, and 10' long.

SHW504.5 The show management has the option of using four markers to designate the throat of the Keyhole and a fifth marker to mark the back of the keyhole.

SHW504.6 If the equine touches the boundary line of the keyhole, the exhibitor will be disqualified. Turning around in the throat of the key, instead of the keyhole, the exhibitor will be disqualified.

SHW600 BREAKAWAY ROPING

SHW600.1 This class may be offered for Regular Registry and Buckskin Bred Program for Open, Amateur, Amateur Select and Youth divisions.

SHW600.2 No equine shall be allowed to show in more than one (ABRA-approved) Breakaway tie down roping class per show, excluding youth and amateur.

SHW600.3 Classes will be conducted according to the rules as set forth by the American Quarter Horse Association, PO Box 200, Amarillo, TX 79168; (806) 376-4811, www.aqha.com. Points will be awarded according to the ABRA point system.

SHW601 TIE DOWN ROPING

SHW601.1 This class may be offered for Regular Registry and Buckskin Bred Program for Open, Amateur, Amateur Select and Youth divisions.

SHW601.2 No equine shall be allowed to show in more than one (ABRA-approved) tie down roping class per show, excluding youth and amateur.

SHW601.3 Classes will be conducted according to the rules as set forth by the American Quarter Horse Association, PO

Box 200, Amarillo, TX 79168; (806) 376-4811, www.aqha.com. Points will be awarded according to the ABRA point system.

SHW602 DALLY TEAM ROPING HEADING AND DALLY TEAM ROPING HEELING

SHW602.1 These classes may be offered for Regular Registry and Buckskin Bred Program for Open, Amateur, Amateur Select, Youth divisions.

SHW602.2 Classes will be conducted according to the rules as set forth by the American Quarter Horse Association, PO Box 200, Amarillo, TX 79168; (806) 376-4811, www.aqha.com. Points will be awarded according to the ABRA point system.

SHW603 STEER STOPPING

SHW603.1 This class may be offered for Regular Registry and Buckskin Bred Program for Open, Amateur, Amateur Select, Youth divisions.

SHW603.2 Classes will be conducted according to the rules as set forth by the American Quarter Horse Association, PO Box 200, Amarillo, TX 79168; (806) 376-4811, www.aqha.com. Points will be awarded according to the ABRA point system.

SHW604 STEER DAUBING

SHW604.1 This class may be offered for Regular Registry and Buckskin Bred Program for Open, Amateur, Amateur Select, Youth divisions.

SHW604.2 This event is judged on time only. Fastest time wins.

SHW604.3 The object of this event is for the exhibitor to daub his lance into one of the circles. One touch allowed per steer. If the daub is inside or on the line, it is considered legal. If any part of the daub is outside the painted circle, no time is awarded. If a circle is not used, the legal touch area is back of the shoulder and front of the hip bone and on the rib cage, not on the back.

SHW604.4 The steer should have a 16-inch to 20-inch (40.64 – 50.8 cm) circle painted on each side, starting from a point just in front of the hip bone and below the back bone toward the rib cage.

SHW604.5 Time will start when the barrier is sprung and will stop when the exhibitor raises his/her daub aloft signaling that he/she has marked the animal.

SHW604.6 The equine and exhibitor must start behind a barrier. Score line to be determined by arena conditions.

SHW604.7 If the equine breaks the barrier, there is an automatic 10 (ten) second penalty.

SHW604.8 The exhibitor will use a daub furnished by the show management, approximately four (4) feet long, padded on one (1) end and with a colored marker attached.

SHW604.9 There will be a one (1) minute time limit on this event, to prevent needless chasing of the steer.

SHW604.10 Each exhibitor may daub the steer only once within the time limit, then must raise his lance aloft, signaling he has marked the animal. More than one mark is a no time.

SHW604.11 Any particular or unusual occurrences which are not covered by these class rules shall be ruled upon by the judge and his (or her) decision shall be final.

SHW605 TEAM PENNING

SHW605.1 This class may be offered for Regular Registry and Buckskin Bred Program for Open, Amateur, Amateur Select and Youth divisions.

SHW605.2 Classes will be conducted according to the rules as set forth by the American Quarter Horse Association, PO Box 200, Amarillo, TX 79168; (806) 376-4811, www.aqha.com. Points will be awarded according to the ABRA point system.

SHW606 WORKING COW HORSE

SHW606.1 This class may be offered for Regular Registry and Buckskin Bred Program for Open, Amateur, Amateur Select and Youth divisions.

SHW606.2 No equine shall be allowed to show in more than one (ABRA-approved) Working Cow Horse class per show, excluding youth & amateur. Classes will be conducted according to the rules as set forth by the American Quarter Horse Association, PO Box 200, Amarillo, TX 79168; (806) 376-4811, www.aqha.com. Points will be awarded according to the ABRA point system.

SHW607 WORKING COW HORSE (BOXING)

SHW607.1 This class may be offered for Regular Registry and Buckskin Bred Program for ONLY Amateur, Amateur Select, Youth divisions.

SHW607.2 Classes will be conducted according to the rules as set forth by the American Quarter Horse Association, PO Box 200, Amarillo, TX 79168; (806) 376-4811, www.aqha.com. Points will be awarded according to the ABRA point system.

SHW608 CUTTING

SHW608.1 This class may be offered for Regular Registry and Buckskin Bred Program for Open, Amateur, Amateur Select and Youth divisions.

SHW608.2 No equine shall be allowed to show in more than one (ABRA-approved) cutting class per show, excluding youth & amateur.

SHW608.3 Classes will be conducted according to the rules as set forth by the National Cutting Horse Association, 260 Bailey Avenue Fort Worth, Texas 76107. (817) 244-6188; <https://nchacutting.com>. Points will be awarded according to the ABRA point system.

MHP101 APPROVED CLASSES FOR MINIATURE EQUINES AND PONIES

MHP101.1 The following performance events (divided into six categories) have been approved for ABRA Awards in the miniature equine (or) pony division.

CATEGORY 1. Halter-Stallions, Halter-Mares, Halter-Geldings, Dun Factor, Buckskin Color

CATEGORY 2. Showmanship

CATEGORY 3. Hunter In Hand Over Fences

CATEGORY 4. Halter Obstacle

CATEGORY 5. Pleasure Driving, Country Pleasure Driving, Western Country Pleasure Driving

CATEGORY 6. Liberty

MHP101.2 ABRA Miniature Equine (or) Pony Class Definitions

MHP101.3 ABRA Miniature Equine (or) Pony Dun Factor or Buckskin Color.

MHP102 DUN FACTOR

MHP102.1 Class may be offered for Open for Regular Registry only. This is an all age class only. Refer to SHW210.

MHP102.2 Ponies, minis, mules and draft horses will be allowed to exhibit with equines when a separate class is not offered at the same show.

MHP103 BUCKSKIN COLOR CLASS

MHP103.1 Class may be offered for Open for Regular Registry only. This is an all age class only. Refer to SHW211.

MHP103.2 Ponies, Minis, Mules and draft horses will be allowed to exhibit with equines when a separate class is not offered at the same show.

MHP104 HALTER

MHP104.1 Miniature equine (or) Pony to be shown in halter at a walk and trot. Judge to ask for an equine to walk past them and trot away; equine to turn 90 degrees making an "L" and continue to trot into line up. This allows the judge to view the movement from the front, back and side.

MHP104.2 The miniature equine (or) pony is to be shown to its best advantage. It is preferred that the equine stand square. The Judge at his or her discretion may ask to have the equine stand square, which means all four feet are flat on the ground and at least one front and one rear cannon bone perpendicular to the ground.

MHP104.3 Miniature equines (or) ponies may be clipped or shown in full coat.

MHP104.4 Horses may be shown with or without polished hooves.

MHP104.5 Horses must be serviceably sound, in good condition, and well-groomed. Transmissible weakness and unsoundness to be penalized.

MHP105 HUNTER IN-HAND OVER FENCES

MHP105.1 General:

- To be judged on style, manners, and way of going.
- Preference given to those equines that cover the course at an even pace, with free-flowing strides, such as a brisk trot or canter. Must maintain same gait throughout the entire course.
- Horses must be three years old or older.
- Circling once upon entering the ring and once upon leaving the ring is permissible.
- Charging fences or not maintaining the same gait throughout the entire class should be penalized.
- Whip may not be carried.
- Miniature equines (or) ponies must be serviceably sound, and are to be jogged back for soundness check past the Judge(s) before final placings are awarded.

MHP105.2 Course:

- There will be a minimum of four (4) fences and a maximum of six (6) fences.
- All jumps must have a ground pole.
- Jump standards may not be taller than 40".
- No wings or additions are allowed outside the jump standards.
- All jumps must be collapsible.
- Jumps should be of attractive design but constructed of a material so as not to cause danger to the exhibitor or equine. Obstacles may be PVC piping of 1" to 1½" diameter and/or may simulate those found in hunting, such as natural post and rail, brush, stone wall, white board gate, hedge, oxer, etc.
- The jumps can range in height from 12 to 24 inches. All jumps must be at least 5 feet in width, no wider than 6 feet, with a minimum of 20 feet between jumps, with the exceptions of an in and out.
- The distance between the two jumps of an In and Out Jump should be 10 to 12 feet. An In-and-Out Jump should never be the first jump in the course. An In and Out Jump is considered one obstacle and scored as such. Refusal of one element of an In and Out Jump requires the retaking of both elements.

MHP105.3 Faults:

Causes for elimination:

- Three (3) refusals
- Off Course
- Crossing your own path (as in circling between fences, not as in retaking a fence from a refusal or when following a course design).
- Fall of equine or exhibitor
- Carrying a whip
- An unsound equine
- Major faults to be scored:
 - Knockdowns
 - Touches

- Refusals
- Bucking or kicking
- Spooking or shying
- Wringing of tail
- Showing an obstacle to equine
- Not maintaining an even pace

MHP106 HALTER OBSTACLE (DRIVING OBSTACLE)

MHP106.1 The course designer may not exhibit in the obstacle class.

MHP106.2 Miniature equines (or) ponies must be at least one year old.

MHP106.3 Miniature equines (or) ponies are judged 100% on manners.

MHP106.4 Miniature equines (or) ponies to be shown in a halter with appropriate lead; chain on lead permitted under the chin of the equine.

MHP106.5 Miniature equine (or) pony to be penalized for any unnecessary delay or excessive time at an object. Judge(s) can advance an exhibitor to the next obstacle if an equine is taking excessive time at an obstacle. Maximum time of sixty (60) seconds per obstacle.

MHP106.6 Edible treats to encourage an animal to perform one of the obstacles are not allowed.

MHP106.7 Must be a minimum of five (5) and maximum of eight (8) obstacles must be used. Care must be taken to avoid designing any obstacle that could be hazardous to the exhibitor or animal.

MHP106.8 Round pipes or rails are prohibited for ground rails unless they are secured. Flat or square rails can be used.

MHP106.9 Jumps, tires, and stair steps are prohibited.

MHP106.2 Suggested Obstacles:

- Over: Bridge, tarp, water
- Patterns: Serpentine, figure 8, or cloverleaf at requested gaits.
- Daily Chores: Gate, put on and remove equipment (blanket, rain- coat, etc.), mailbox open and close, pick up an object (letter, bucket, umbrella, flag, etc.) and place it at a designated location, side pass over pole, back through poles.
- Ground Tie: Stand equine inside a circle and walk around the equine.

Off course is defined as:

- Taking an obstacle in the wrong direction.
- Negotiating an obstacle from the wrong side.
- Skipping an obstacle unless directed by the judge.
- Negotiating obstacles in the wrong sequence.

Off pattern. Note: Off course will result in elimination and no points, ribbons or awards will be presented. Cause for elimination:

- Carrying a whip or crop.
- Physically moving or coercing the equine by touching. It is to be the judge's discretion to disqualify.
- Refusals of three (3) obstacles shall be cause for disqualification.
- Attendants interfering with the performance of the individual or equine.
- Horse leaving the obstacle course.

MHP107 DRIVING

MHP107.1 GENERAL RULES FOR PLEASURE, COUNTRY PLEASURE, AND WESTERN COUNTRY PLEASURE CLASSES

The only person to handle the reins, under penalty of elimination, is the driver. No change of driver is permitted during any class.

MHP107.2 Dress Code:

- Drivers should be dressed appropriately. Dress in the show ring is to complement the overall appearance of the unit, not take away from the appearance.
- No sandals or open toed shoes to be worn by driver or header.
- No T-shirts or shorts.
- No farm, individual, or animal names may be displayed.
- Horses must be serviceably sound.
- Horses may be shown with a full mane or mane with bridle path clipped and full tail.
- Driving whips, if used, must be of suitable style, and the tip of the lash must not reach past the shoulder of the equine.
- Cross-entering: Miniature equines (or) ponies cannot cross-enter between Pleasure Driving, Country Pleasure Driving, or Western Country Pleasure Driving at the same show.

MHP107.3 Safety:

- All driving equines must be at least 3 years old.
- Cavessons or nosebands are optional.
- Any exhibitor may wear protective head gear but it is not required.
- Boots, wraps, etc. of any description are prohibited.
- All pleasure driving vehicles must be of the two-wheel type and have a basket.
- Bike tires or wooden wheels are permissible.
- Undue noise created by a vehicle will be a reason to excuse the entry from the ring.
- Harness may be of the light type with breast collars or collar and hames. Blinders are required (round or square). Side or over-checks are required and check must be hooked. Breeching is optional. No other appliances may be used on a driving equine other than the harness. (Example: no fly nets on he ears, face, or body).
- Bits shall be of the snaffle or mullen (straight) type. No Liverpool bits, curb chains or curb straps are allowed. Martingales and check bits are optional.
- Headers are required. All headers should be appropriately attired.

MHP107.4 Ring Procedure: Driving equines are to enter the ring counter-clockwise (to the right) at a trot. To be shown both ways of the arena at a walk, trot, and extended trot. To stand quietly and to rein back. To be judged 60% on performance, manners and way of going; 30% on the condition, fit and appropriateness of harness and vehicle; and 10% on neatness, appropriateness of attire, and overall impression.

MHP107.5 PLEASURE DRIVING

- Excessive speed will be penalized.
- **Walk:** A free, regular and forward moving four beat gait. The equine should walk energetically, but calmly, with even and determined pace.
- **Pleasure Trot:** The equine should maintain forward impulsion while showing submission to the bit. The trot is slower and more collected, but the equine should indicate willingness to be driven on the bit while maintaining a steady cadence.
- **Extended Trot:** This is a clear, but not excessive, increase in gait and length of stride. The equine goes forward freely, engaging the hind legs with good hock action, on a taut but light rein, the position balanced and unconstrained.

MHP107.6 COUNTRY PLEASURE DRIVING

- The head set should appear natural for the equine. Excessive knee action and speed to be penalized.
- Over checks and side checks should be slightly loose, not snug.
- **Walk:** A free, regular and forward moving four beat gait. The equine should walk energetically, but calmly, with an even and determined gait.
- **Country Pleasure Trot:** A balanced, easy moving, relaxed two beat gait demonstrating forward movement.
- **Extended Trot:** A clear increase in gait and length of stride. The equine should move freely on a taut, but light rein, while maintaining a balanced gait and forward movement. Excessive knee action and speed shall be penalized.

MHP107.7 WESTERN COUNTRY PLEASURE DRIVING

- Over checks or side checks should be slightly loose, not snug. Excessive knee action and speed to be penalized.
- **Walk:** A free regular and forward moving four beat gait. The equine should walk freely and calmly, with an even determined gait .
- **Western Country Pleasure Trot:** A balanced, easy going, relaxed two beat gait demonstrating forward movement with a flat knee and little hock flexion.
- **Extended Trot:** A clear increase in gait and length of stride. Excessive knee or hock action and speed to be severely penalized. The equine should move freely on a taut, but light rein, while maintaining a balanced gait and forward movement with low strides and little flexion of knees and hocks.
- A Western Country Pleasure Driving equine should carry himself in a natural, balanced position with a relaxed head

and neck. The equine will be free moving with straight, low strides that have little flexion of the knees and hocks.

- The equine shall be severely penalized if his poll is more than 3" above the level of the withers or below the withers; the crest of the neck is bowed or arched; is behind the vertical or over flexed; is excessively nosed out; exhibits excessive knee action and speed; or shows lack of control by the exhibitor.

MHP108.1 Liberty For AMHR

MHP108.2 General: Liberty is demonstrating the natural beauty of the miniature equine (or) pony. Horse is to be judged on style, grace, animation, gaits, presence, and ease of catching. The liberty animal is expected to perform at both a canter and a trot.

MHP108.3 Miniature equines (or) ponies will be judged beginning when the halter is removed by the exhibitor (the individual wearing the number) and until caught and haltered by the exhibitor. Time of liberty shall be 90 seconds/ 1½ minutes; time to catch shall be 120 seconds/2 minutes.

MHP108.4 It is the Steward's responsibility to time Liberty classes and to be in possession of a timer. The Steward should be in the same location as the judge(s) to adjudicate the class. Timing will begin when the halter is removed, not when the music starts, and the show announcer will announce "TIME" when the 90 seconds/ 1½ minutes performance has ended to signal the exhibitor that they can begin the catch. Continue to time the catch. When the 120 seconds/ 2 minute catch time has elapsed, the show announcer will announce "TIME" to signal the end of the catch if the animal has not been caught. If the catch is not completed in the 120 seconds/ 2 minute allotted time frame, the exhibitor is disqualified.

- Only the exhibitor can touch the animal during the catch. The equine must be caught and haltered by the exhibitor only within 120 seconds/ 2 minutes or be disqualified . The assistant may not touch the equine at any time. There will be no baiting (i.e., no use of hay, grain, clickers, etc.) of liberty equine during the catch or it will be disqualified.
- Music is required.
- No deliberate interference with the equine from outside the ring. Announcement is to be made prior to the class to specify that no outside assistance is allowed.
- All equines entered in the Liberty class must be at least one year old.
- Exhibitor and assistant should wear appropriate, tasteful attire. Equine is not allowed to wear anything once the halter has been removed: no costume, ribbons or glitter.
- If a equine should fall during its performance, the entry is disqualified.
- Entry will be disqualified if the equine leaves the ring during competition or catch time.

SHW800 HORSE SHOWS AND APPROVALS

SHW800.1 Individuals, clubs or organizations desiring to sponsor shows, contests or classes as a part of any open, breed or fair show, which will be recognized by the American Buckskin Registry Association and which will include the awarding of points to the top equine entered, shall obtain approval by this Association.

SHW800.2 ABRA Regular Registry and BBP classes may be held concurrently as long as the judge places the ENTIRE class and the results are presented as separate classes on the results to be acceptable.

SHW800.3 In order to obtain approval, an “Application for Approval” form, properly completed, shall be forwarded to the ABRA, at least sixty (60) days prior to the first date of the proposed show or contest. (Approval forms may be obtained from ABRA or ABRA website free of charge.)

SHW800.4 If an application is received in less than sixty (60) days, a late fee will be charged. If all fees, including late fees are not received within thirty (30) days prior to the date of the show, the SHOW WILL NOT BE APPROVED.

SHW800.5 Clerical Fees for show approval. The approval fee for a complete show is per judge. *There is a fee for a partial show. See SHW801*

SHW800.6 If such application is satisfactory, the ABRA will issue a statement of official approval of the proposed show or contest. If the application is not satisfactory, the ABRA will so inform the individual or organization making the application giving the particulars or the reason for disapproval. Lack of approval, however, of any certain class in a proposed show or contest need not invalidate the recognition of the remainder of the show or contest.

SHW800.7 The rules, as set forth in the American Buckskin Registry Association Handbook, shall be used at all approved shows, classes or contests. The judge must be selected from the American Buckskin Registry Association’s approved list for the show to gain approval. The name of the judge must be carried on the show’s premium list.

SHW800.8 No show may be approved on the same date as another approved ABRA show if the two (2) are located within 250 (two hundred fifty) miles of each other, with the exception of state, regional and county fairs which may be on the same date as another approved show despite proximity.

SHW800.9 There shall be no classification of shows according to number of equine entered until ABRA has grown large enough to warrant such classification.

SHW800.10 ABRA Regular Registry or Buckskin Bred Program equine must be offered as separate classes with each group following the same rules as set forth.

SHW800.11 ABRA Regular Registry or Buckskin Bred Program

classes may be held concurrently as long as the judge places the ENTIRE class and the results are presented as separate classes on the forms for the results to be acceptable.

SHW800.12 The ABRA will be available for information and guidance in all matters relating to the planning and conducting of official shows and contests.

SHW800.13 A show must be open to ABRA members in good standing.

SHW800.14 All show fees shall be the same to all exhibitors.

SHW800.15 No approved ABRA show may require that an exhibitor must enter or pay entry fees for an equine in a halter class in order for that same equine to be shown in a performance class.

SHW800.16 Nor may the management require an equine to be entered in a performance class in order that it may show at halter except in Ranch Horse Conformation and Performance Halter. Such entries shall be optional to the exhibitor.

SHW800.17 All approved shows are open to ABRA Regular Registry and or Buckskin Bred Program equine only.

SHW800.18 All equine YEARLING and older must show a registration number or weanling work order with a number to be eligible to show.

SHW800.19 In approved classes for ABRA Regular Registry or Buckskin Bred Program equine, the show Secretary must inspect the registration certificate, or photocopy of the same, of each Regular Registry or Buckskin Bred Program equine entered. All entries shall be made in the name of the recorded owner, although any other current ABRA member may exhibit the equine.

SHW800.20 Show management has the option of holding speed events or team penning classes the afternoon or evening before their approved show if the speed events or team penning of the current day's show are completed. During an approved show, the judge assigned to that show must be present to meet his/her responsibilities under ABRA rules, and be responsible for tallying the correct number of entries actually exhibited in each class. A judge may not judge a particular class but one time during the show, and may not sign another judge's judging card unless class rules specify otherwise.

SHW800.21 Any circumstances not specifically covered by this handbook shall follow the rules of the American Quarter Horse Association (AQHA).

SHW801 APPROVED MINIMUM SHOW REQUIREMENTS

SHW801.1 For a complete show to be approved and points awarded, a minimum of four (4) halter classes for stallions, a minimum of four (4) halter classes for mares, and a minimum of four (4) halter classes for geldings, plus a minimum of two (2) performance classes must be offered. In addition a

minimum of one (1) BBP halter class for stallions, a minimum of one (1) BBP halter class for mares, a minimum of one (1) BBP halter class for geldings, plus a minimum of two (2) BBP performance classes must be offered for a complete show to be approved. Halter classes are to include classes for yearlings, two (2) year olds, three (3) year olds and four (4) year olds and older. Open Performance halter, weanling stallions, weanling geldings, weanling mares and broodmare classes are optional.

SHW801.2 A partial show consists of three (3) halter classes, split sexes, yearling and over (combined ages) and a maximum of six (6) performance classes - OR - five (5) performance classes and one (1) Dun Factor and Buckskin Color class - OR - a maximum of ten (10) performance classes only.

SHW801.3 Organizations wishing to sponsor shows having less than complete approval must offer at least one (1) halter class for stallions, one (1) for mares and one (1) for geldings, plus a minimum of two (2) performance classes, OR may offer a minimum of two (2) performance classes only; with the exception of youth halter classes which would include youth geldings and mares only.

SHW801.4 Specialty Events. Special events may be approved by application to be brought before the Board of Directors for approval on an individual basis.

SHW802 DOUBLE POINT SHOWS

SHW802.1 No more than two (2) judges will be allowed to judge a specified show, with the exception of the annual ABRA World Show.

SHW802.2 Show management is bound by all the rules set forth in the ABRA Official Handbook as for a single point show with the following also to apply:

SHW802.2.1 Approval forms must be submitted as for two (2) shows with appropriate fees.

SHW802.2.2 The announcer shall call the entire placings for Judge A, then separately announce the placings for Judge B.

SHW802.2.3 Since each judge's results constitute a show, two (2) results sheets per show, along with the assessment fee for each must be submitted.

SHW803 MULTIPLE POINT SHOWS

SHW803.1 No more than four (4) judges will be allowed to judge an approved show over a period of two (2) consecutive days, with the exception of the annual ABRA World Show.

SHW803.2 A show completing a full show schedule each day may have two (2) judges on Saturday and two (2) different judges on Sunday, but no more than four (4) total judges total for the two (2) consecutive day period.

SHW803.3 A show completing a full show schedule over two (2) days (split/combined) may have the same four (4) judges on Saturday and Sunday, but no more than those four (4)

judges over a two (2) day consecutive period.

SHW803.4 An ABRA Charter Club may hold multiple judged shows. Show management is bound by all the rules set forth in the ABRA Official Handbook as for a single point show with the following also to apply:

SHW803.5 Approval forms must be submitted as for the number of shows/judges with appropriate fees The announcer shall call the entire placings for each judge separately

SHW803.6 Since each judge's results constitute a show, a results sheet for each class will be filled out with all entrants listed per class, along with the assessment fee for each equine must be submitted.

SHW804 PLACINGS AND RIBBONS

SHW804.1 Each class should be placed through the sixth (6th) equine, or whatever number is present if fewer than six (6).

The following schedule of ribbons is recommended for both halter shows and performance contest:

1 st place	Blue
2 nd place	Red
3 rd place	Yellow
4 th place	White
5 th place	Pink
6 th place	Green
Halter Champion	Purple
Halter Reserve Champion	Lavender

SHW805 PREMIUM LISTS

SHW805.1 Premium lists and entry forms should be printed in order to ensure uniformity.

SHW805.2 If money prizes are offered, the fixed amount of each prize shall be stated in the premium list. Special prizes do not have to appear on the premium list but it is recommended because it enhances the attractiveness of the show or contest.

SHW805.3 The premium list shall contain a list of officers of the show or contest. The exact location of the show must be specified and the date or dates to be held; also, the closing date of entries and the exact date and time of judging.

SHW806 RESULTS

SHW806.1 The results of any approved show or contest must be completed in their entirety, listing all entries that competed in class, with first six (6) and reserve in order of placing, plus all others in the class.

SHW806.2 ABRA Regular Registry or Buckskin Bred Program classes held concurrently **MUST** be separated out for results to be acceptable.

SHW806.3 Results must be forwarded to ABRA within fourteen (14) days after completion of the show.

SHW806.4 Computerized result forms may be submitted, as long as they contain ALL the required information is provided to ABRA.

SHW806.5 Unless there is an ABRA data entry error, there will be no changes to any posted results of any submitted ABRA-approved show.

SHW806.6 *An assessment fee* per equine, per show for all shows, will be collected by the secretary of the show and sent to ABRA with the show results. Each Judge is considered a show.

SHW806.7 The show secretary must keep the class sheets for two (2) years.

SHW806.8 Failure to mail the completed result forms to the Association within fourteen (14) days following the last show date will result in future approval being denied and the competing equine will be deprived of points won.

SHW806.9 If show results are submitted after the fourteen (14) day deadline, there will be *a late fee* per show penalty.

SHW806.10 For every additional day late past 30 days, an added fee per show will be assessed.

SHW806.11 Clerical errors on show results would result in the Show Management being fined (per incident) at the discretion of the ABRA.

SHW806.12 Allowing an individual without a current membership in a class would result in a membership fine being assessed to the Show Management and the equine would be eliminated from the class, but the class count would remain the same.

SHW806.13 Allowing a non-carded Amateur into ABRA amateur classes will result in disqualification of the entrant and elimination of any possible points earned in addition to a fine being assessed to Show Management. The class total would be reduced by the number of eliminations.

SHW806.14 Incomplete or inaccurate reports from any show may cause deserving equine to lose points they would have earned at that show.

SHW807 SHOW MANAGER

SHW807.1 Any reputable person may act in the capacity of show manager who can furnish proof that he/she is capable through ability or experience.

SHW807.2 The show manager shall be the person in charge of the ABRA division of the show or contest. And must maintain a current ABRA membership.

SHW807.3 The show manager shall have the sole authority to enforce all rules referring to the show or contest. He/she

may excuse any equine or exhibitor from the show or contest prior to or during the judging.

SHW807.4 The show manager shall have jurisdiction over preparing and mailing or electronic communications regarding all entry blanks, premium lists, and catalogs. He/she shall enforce the arrival and departure times as advertised.

SHW807.5 The show manager shall at all times extend every effort to satisfy the comfort of the equine, the exhibitors, the spectators, and the officials. He/she shall be held responsible for maintenance of clean orderly conditions throughout the show or contest.

SHW808 RING STEWARD

SHW808.1 The Steward shall be familiar with show and contest rules, procedure and etiquette.

SHW808.2 It should be borne in mind that a good Steward makes the work of the judge much easier by relieving the judge of unnecessary details. By assembling the class promptly, he/she will be able to keep the judging program on schedule and eliminate long delays between classes.

SHW808.3 The Steward shall notify the judge when all equines are present for each class and call his/her attention to those equines which are absent. This information will be placed on the record which the Steward marks after each class has been judged.

SHW808.4 The Steward must bear in mind that he/she has been selected to help the judge, not advise him/her. He/she shall carefully refrain from discussion, or seeming to discuss, the equine or the exhibitors with the judge. Stewards shall not take part, or seem to take part in any of the judging. When he/she is not actively engaged in his/her duties, he/she shall place himself/herself in such a position so as not to interfere with the judging and the view of the spectators. The steward shall endeavor to keep the possibilities of an accident to a minimum.

SHW808.5 The Steward has charge of the activity in the ring or the arena. He/she should act as mediator between the judge and the exhibitor. The judge should request the Steward to move and place the equine as he/she advises. When the ring or arena size is small and the class entries are large, he/she should survey the situation and take every precaution to keep the equine moving until the judge is ready for them to be judged. He/she has the authority to ask an exhibitor to remove his/her equine for the safety of other equines or the spectators.

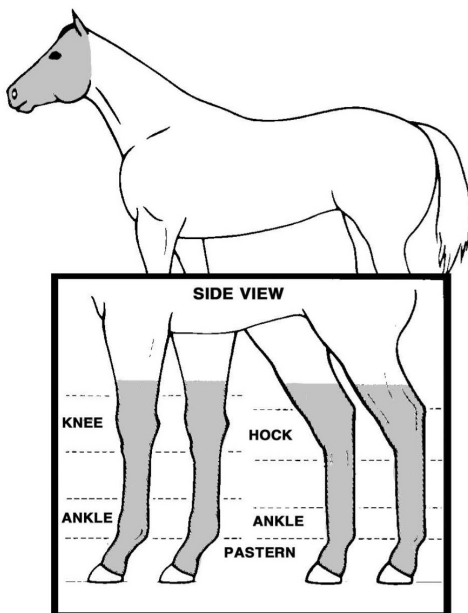
SHW808.6 It is necessary that only a competent ring Steward be used; one (1) who can control the conduct of the exhibitors and equine in the ring; who can competently keep the classes progressing and who is familiar with the rules and regulations of the ABRA.

SHW809 SHOW VETERINARIAN

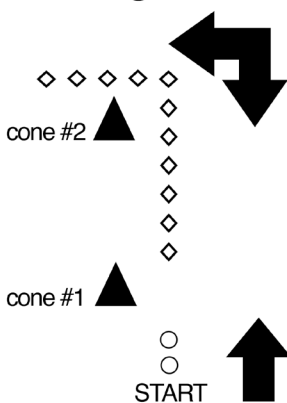
SHW809.1 Any licensed veterinarian may officiate in this capacity. If there is more than one (1) veterinarian, one (1) should be delegated as being in charge. Rather than to impose on one (1) individual, it is well to arrange with several to work in shifts.

SHW809.2 Health requirements should be outlined in the catalogs and on the entry blanks and enforced by the Show Management and/ or veterinarian.

White Markings Diagram



Longe Line Diagram



PATTERN FOR CONFORMATION INSPECTION & TROT-OFF FOR SOUNDNESS

Horse is walked to the 1st cone, pause for conformation inspection.

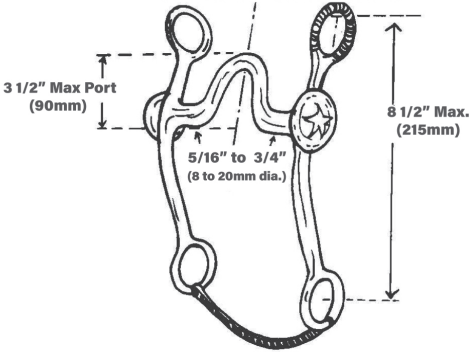
After inspection, horse is trotted around the 2nd cone to the side of the arena.

Stop. Retire to the end of the area to wait for lunging demonstration.

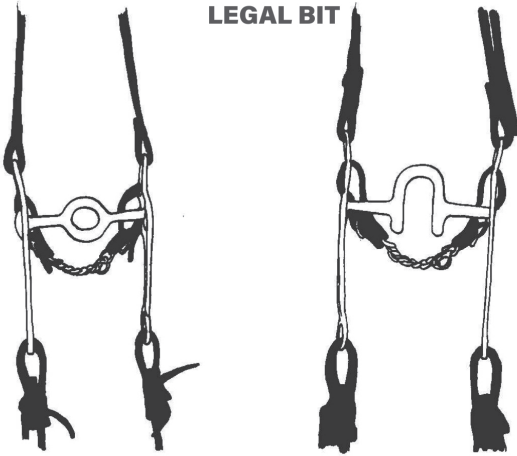
ACCEPTABLE CHAIN CURB STRAPS



WESTERN BITS



LEGAL BIT



DONUT BIT

PRONG BIT

ILLEGAL BIT

Legal Split Rein Hand Positions

Acceptable



Not Acceptable



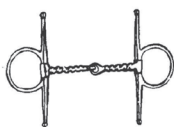
Acceptable for Working Cow Horse and Reining only.



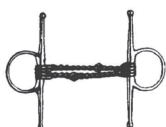
**ACCEPTABLE ENGLISH BITS
FOR ALL AGES**



SLOW TWIST



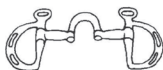
CORKSCREW



**DOUBLE TWISTED
WIRE**



**SINGLE TWISTED
WIRE**



CORRECTION BIT

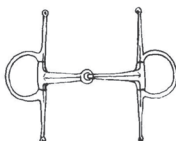


**SNAFFLE BIT WITH
CONNECTING FLAT BAR**

UNACCEPTABLE ENGLISH BITS

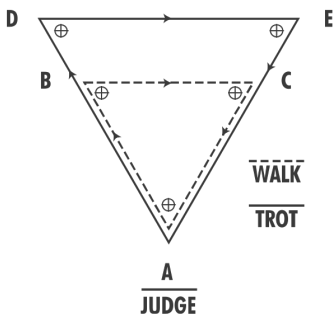


EXCESSIVE PORT



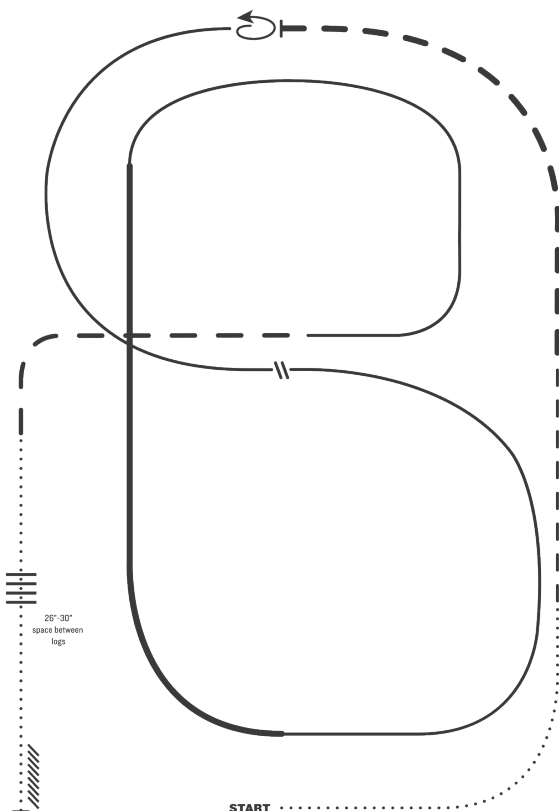
TRIANGULAR MOUTH

Hunter In Hand Diagram



**70 to 90 feet
(21.34 to 27.43 m)
between corner
markers**

RANCH RIDING - PATTERN I

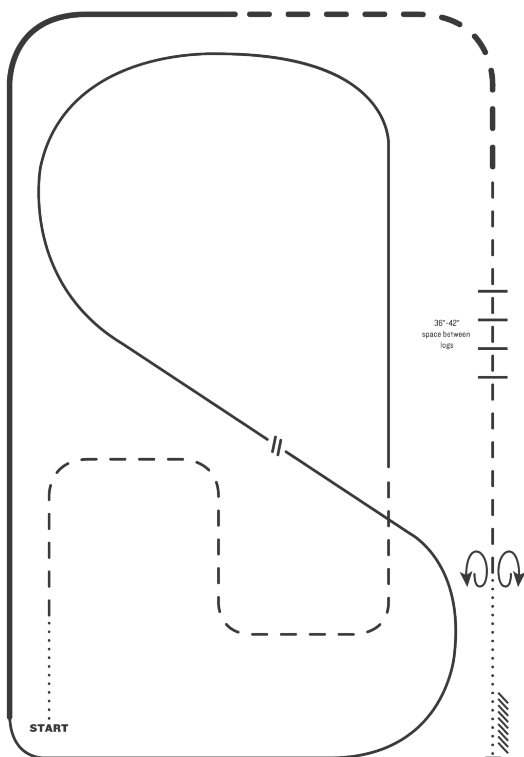


LEGEND	
.....	Walk
.....	Extended Walk
---	Trot
---	Extended Trot
---	Lope
---	Extended Lope
////	Back
∥	Lead Change

Note: The drawn description of this pattern is only intended for the general depiction of the pattern. Exhibitors should utilize the arena space to best exhibit their horses.

1. Walk
2. Trot
3. Extend the trot, at the top of the arena, stop
4. 360° turn left
5. Left lead 1/2 circle, lope to the center
6. Change leads (simple or flying)
7. Right lead 1/2 circle
8. Extended lope up the long side of the arena (right lead)
9. Collect back to a lope around the top of the arena and back to center
10. Break down to an extended trot
11. Walk over logs
12. Stop and back

RANCH RIDING - PATTERN 3

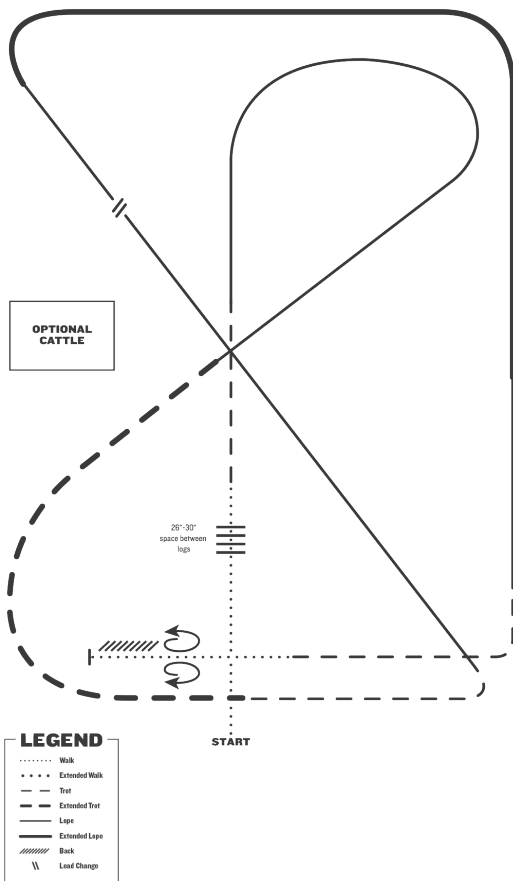


LEGEND	
.....	Walk
.....	Extended Walk
----	Trot
----	Extended Trot
————	Lope
————	Extended Lope
////	Back
∩	Lead Change

Note: The drawn description of this pattern is only intended for the general depiction of the pattern. Exhibitors should utilize the arena space to best exhibit their horses.

1. Walk
2. Trot serpentine
3. Lope left lead around the end of the arena and then diagonally across the arena
4. Change leads (simple or flying)
5. Lope right lead around end of the arena
6. Extend lope on the straight away and around corner to the center of the arena
7. Extend trot around corner of the arena
8. Collect to a trot
9. Trot over logs
10. Stop, 360° turn each direction (either direction 1st) (L-R or R-L)
11. Walk, stop and back

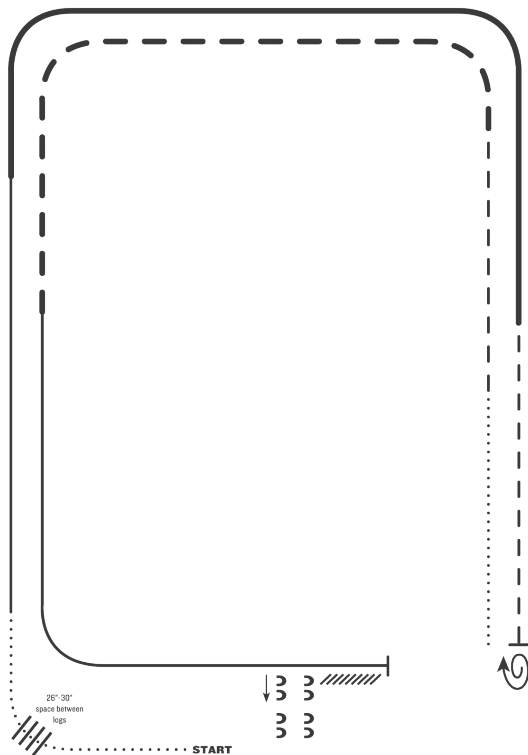
RANCH RIDING - PATTERN 5



1. Walk
2. Walk over logs
3. Trot
4. Lope right lead
5. Extended trot
6. Trot
7. Lope left lead
8. Change leads (simple or flying)
9. Extended lope right lead
10. Collect lope
11. Trot
12. Walk
13. Stop and back
14. 360° turn each direction (either direction 1st) (L-R or R-L)

Note: The drawn description of this pattern is only intended for the general depiction of the pattern. Exhibitors should utilize the arena space to best exhibit their horses.

RANCH RIDING - PATTERN 6

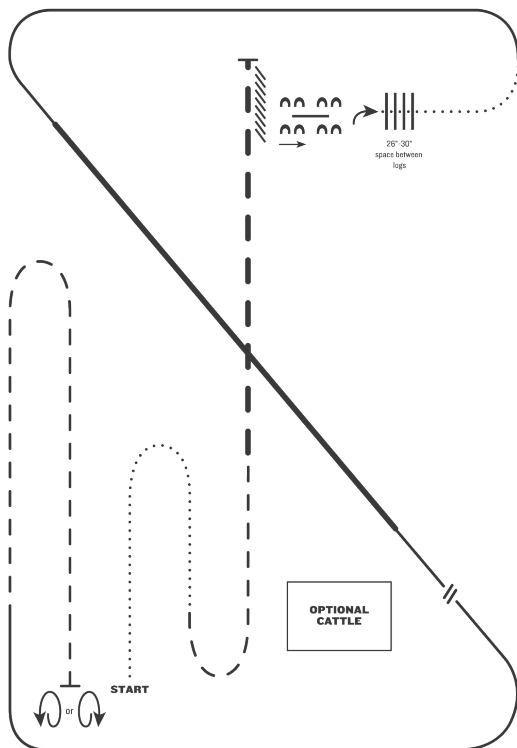


LEGEND	
.....	Walk
.....	Extended Walk
- - - -	Trot
- - - -	Extended Trot
————	Lope
————	Extended Lope
////	Back
W	Load Change

1. Walk
2. Walk over logs
3. Lope right lead
4. Extended lope right lead
5. Trot
6. Stop, 1 1/2 turn right
7. Walk
8. Trot
9. Extended trot
10. Lope left lead
11. Stop and back
12. Side pass right

Note: The drawn description of this pattern is only intended for the general depiction of the pattern. Exhibitors should utilize the arena space to best exhibit their horses.

RANCH RIDING - PATTERN 7



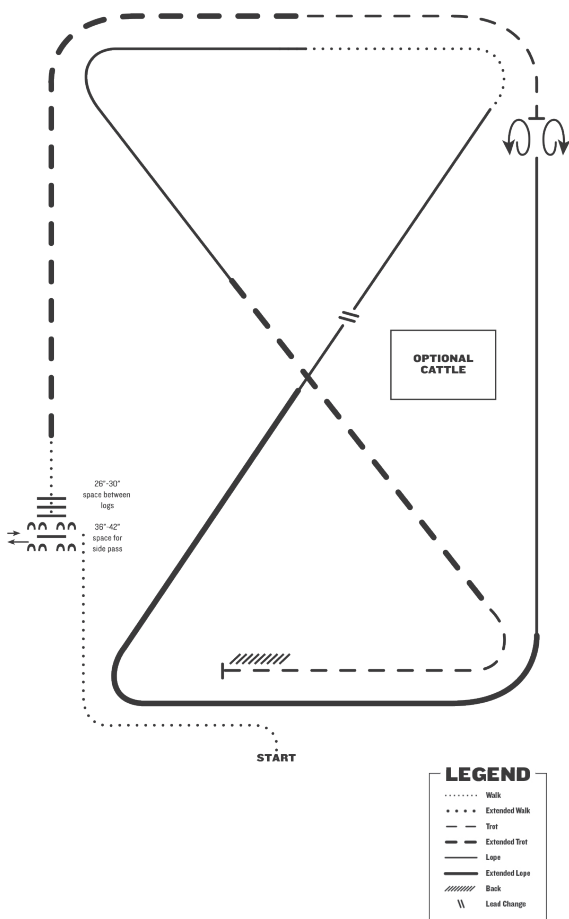
LEGEND

.....	Walk
.....	Extended Walk
- - - -	Trot
- - - -	Extended Trot
————	Lope
————	Extended Lope
//////	Back
W	Lead Change

1. Walk
2. Trot
3. Extended trot
4. Stop and back
5. Side pass right over log
6. 1/4 turn right, walk over logs
7. Walk
8. Lope left lead
9. Extended lope left lead
10. Collect lope, change leads (simple or flying)
11. Lope right lead
12. Trot
13. Stop, one 360° turn either direction

Note: The drawn description of this pattern is only intended for the general depiction of the pattern. Exhibitors should utilize the arena space to best exhibit their horses.

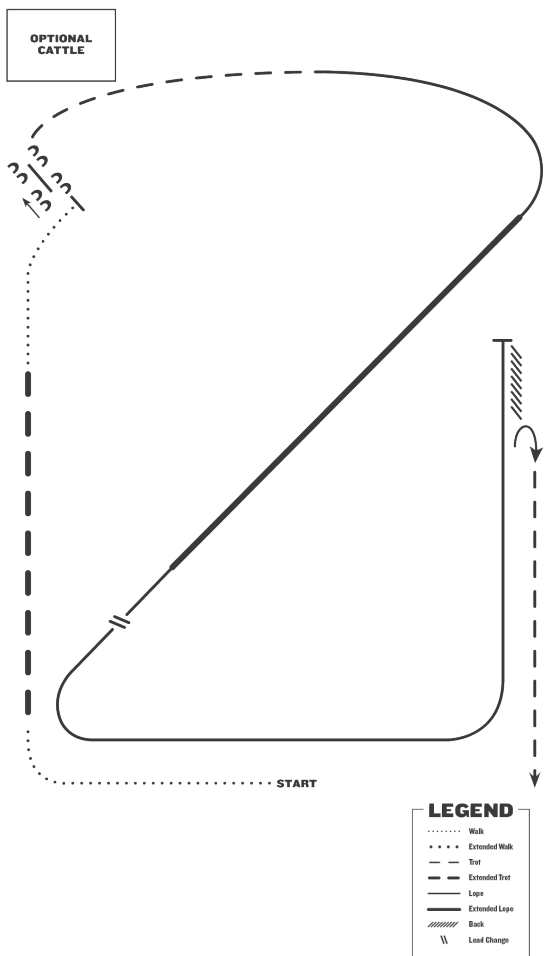
RANCH RIDING - PATTERN 8



1. Walk
2. Side pass left across first log, side pass 1/2 way to right
3. Walk over logs
4. Extended trot
5. Trot
6. Stop, 360° turn each direction (either direction 1st) (L-R or R-L)
7. Lope right lead
8. Extended lope right lead
9. Collect lope, change leads (simple or flying), continue lope left lead
10. Walk
11. Lope left lead
12. Extended trot
13. Trot
14. Stop and back

Note: The drawn description of this pattern is only intended for the general depiction of the pattern. Exhibitors should utilize the arena space to best exhibit their horses.

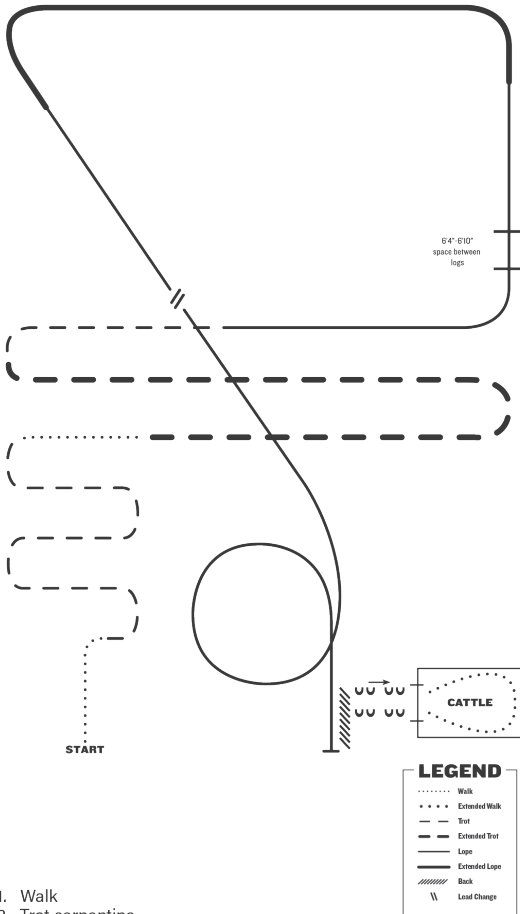
RANCH RIDING - PATTERN 10



1. Walk
2. Extended trot
3. Walk
4. Stop, side pass left over log
5. Trot
6. Lope right lead
7. Extended lope right lead
8. Collect lope and change leads (simple or flying)
9. Lope left lead
10. Stop and back
11. 1/2 turn right
12. Trot

Note: The drawn description of this pattern is only intended for the general depiction of the pattern. Exhibitors should utilize the arena space to best exhibit their horses.

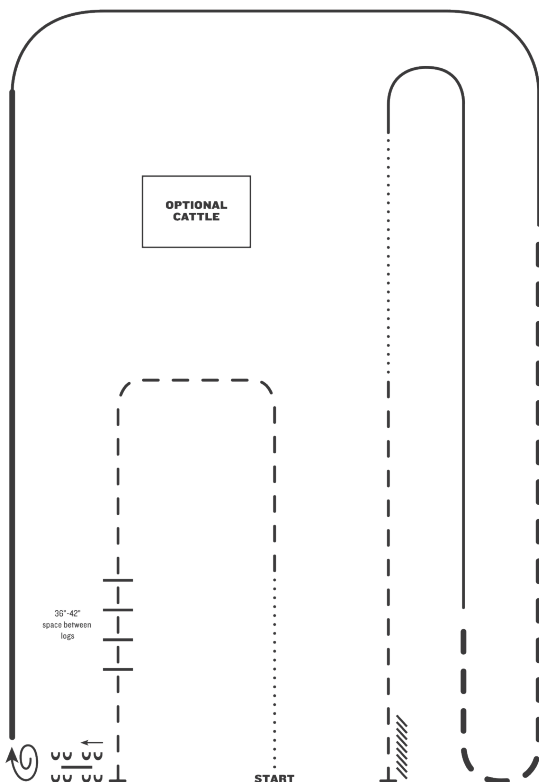
RANCH RIDING - PATTERN 11



1. Walk
2. Trot serpentine
3. Walk
4. Extended trot
5. Trot
6. Lope left lead
7. Lope over logs
8. Extended lope left lead
9. Collect lope, change leads (simple or flying)
10. Lope right lead
11. Lope circle
12. Stop and back
13. Side pass to gate, left hand push into pen
14. Walk through cattle, right hand push out

Note: The drawn description of this pattern is only intended for the general depiction of the pattern. Exhibitors should utilize the arena space to best exhibit their horses.

RANCH RIDING - PATTERN 12

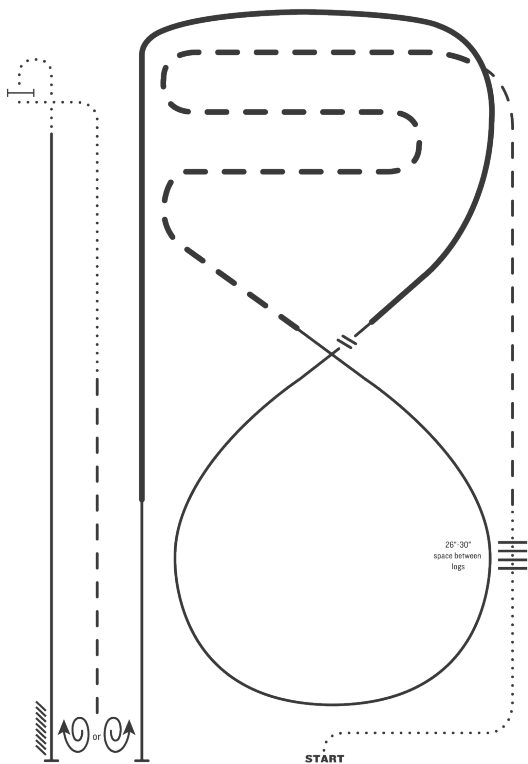


1. Walk
2. Trot
3. Trot over logs, stop
4. Side pass right over log
5. 1 1/2 turn right
6. Extended lope right lead
7. Lope right lead
8. Extended trot
9. Lope left lead
10. Walk
11. Trot
12. Stop and back

LEGEND	
.....	Walk
.....	Extended Walk
- - - -	Trot
- - - -	Extended Trot
————	Lope
————	Extended Lope
////	Back
W	Lead Change

Note: The drawn description of this pattern is only intended for the general depiction of the pattern. Exhibitors should utilize the arena space to best exhibit their horses.

RANCH RIDING - PATTERN 13



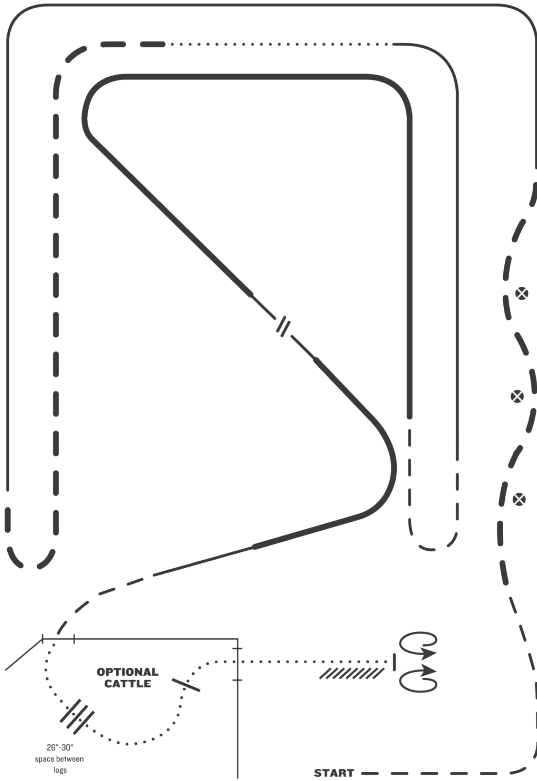
1. Walk
2. Walk over logs
3. Trot
4. Extended trot serpentine
5. Lope right lead
6. Change leads (simple or flying)
7. Extended lope left lead, collect lope
8. Stop, 1 1/2 turn either direction
9. Trot
10. Walk to gate
11. Right hand push gate
12. Walk, lope left lead
13. Stop and back

LEGEND

.....	Walk
.....	Extended Walk
- - - -	Trot
- - - -	Extended Trot
————	Lope
————	Extended Lope
//////	Back
W	Lead Change

Note: The drawn description of this pattern is only intended for the general depiction of the pattern. Exhibitors should utilize the arena space to best exhibit their horses.

RANCH RIDING - PATTERN 14

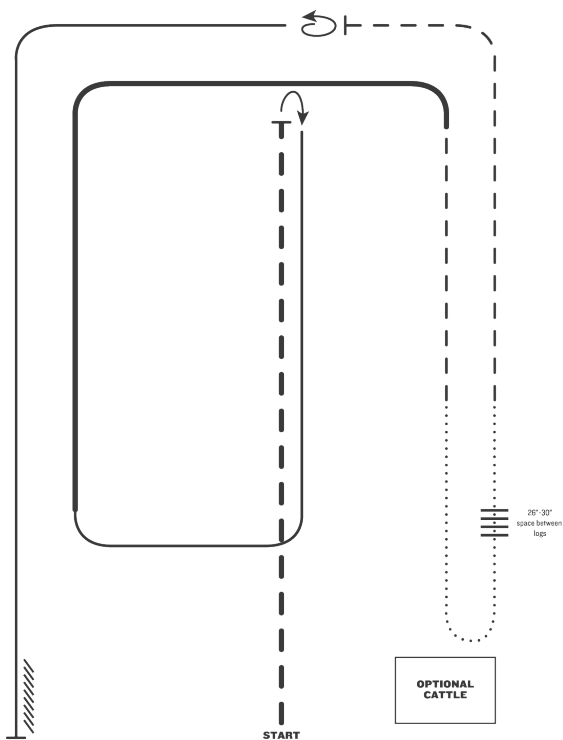


1. Trot
2. Extended trot
3. Lope left lead
4. Extended trot
5. Walk
6. Lope right lead
7. Trot
8. Extended lope left lead
9. Collect lope, change leads (simple or flying), extended lope right lead, collect lope
10. Trot
11. Left hand push gate into pen
12. Walk over logs
13. Right hand push gate out of pen
14. Walk
15. Stop, 360° turn each direction (either direction 1st) (L-R or R-L)
16. Back

LEGEND	
.....	Walk
.....	Extended Walk
---	Trot
---	Extended Trot
---	Lope
---	Extended Lope
////	Back
//	Lead Change

Note: The drawn description of this pattern is only intended for the general depiction of the pattern. Exhibitors should utilize the arena space to best exhibit their horses.

RANCH RIDING - PATTERN 15



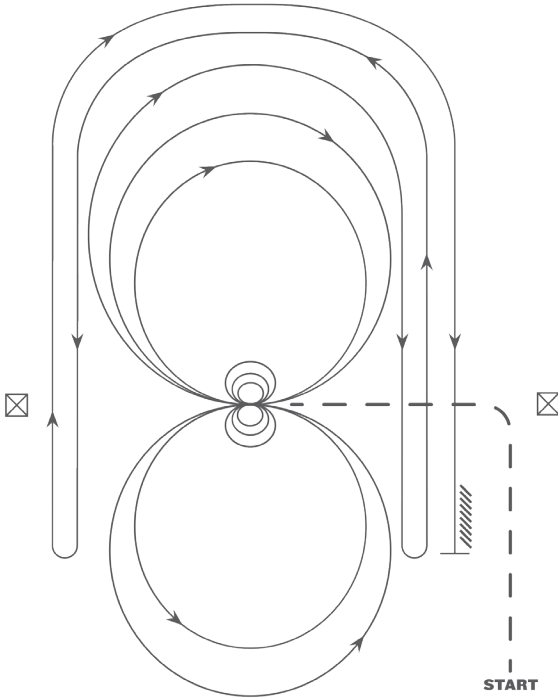
1. Extended trot
2. Stop, rollback right
3. Lope right lead
4. Extended lope right lead
5. Trot
6. Walk
7. Walk over logs
8. Walk
9. Trot
10. Stop, 360° turn left
11. Lope left lead
12. Stop and back

LEGEND

.....	Walk
.....	Extended Walk
- - - -	Trot
- - - -	Extended Trot
————	Lope
————	Extended Lope
//////	Back
W	Lead Change

Note: The drawn description of this pattern is only intended for the general depiction of the pattern. Exhibitors should utilize the arena space to best exhibit their horses.

Ranch Reining Pattern 1

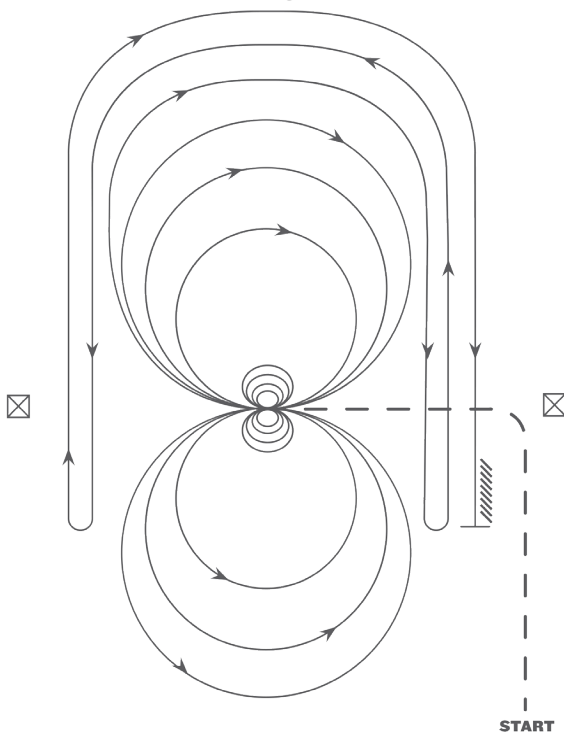


Mandatory Markers along Fence or Wall: The judge shall indicate with markers on arena fence or wall the center of the pattern.

Ride pattern as follows: Trot to center of arena and stop.

1. Complete 3 spins in one direction. Hesitate.
2. Complete 3 spins in the opposite direction. Hesitate.
3. Beginning on right lead, complete two large fast circles to the right. Change leads at center of arena.
4. Complete two large fast circles to the left. Change leads at center of arena.
5. Begin a large circle to the right but do not close this circle. Run down the right side of the arena past the center marker and do a left roll back at least 20 feet from the wall or fence, no hesitation.
6. Continue back around the previous circle but do not close this circle. Run down the left side of the arena past the center marker and do a right roll back at least 20 feet from the wall or fence, no hesitation.
7. Continue back around previous circle, but do not close this circle. Run down the right side of the arena past the center marker and do a sliding stop at least 20 feet from the wall or fence. Back up at least 10 feet. Hesitate to show completion of pattern.

Ranch Reining Pattern 2

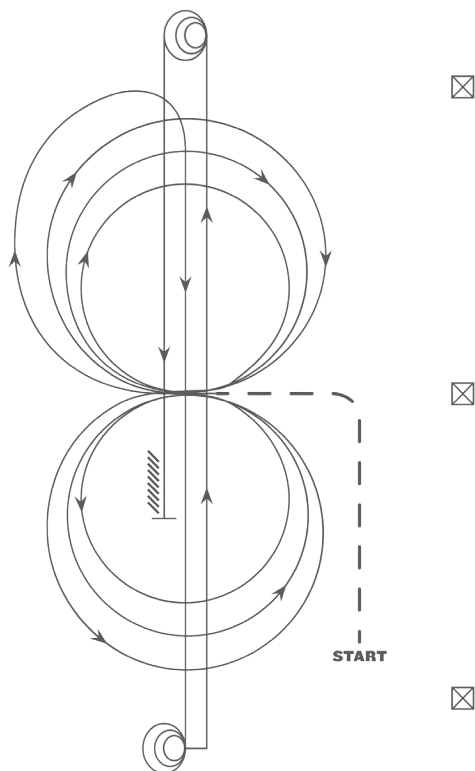


Mandatory Markers along Fence or Wall: The judge shall indicate with markers on arena fence or wall the center of pattern.

Ride pattern as follows: Trot to center of arena and stop or walk before departure.

1. Beginning on right lead, complete two circles to the right - the first one large and fast; the second one small and slow. Stop at center.
2. Complete 4 spins to the right. Hesitate.
3. Beginning on left lead, complete two circles to the left - the first one large and fast; the second one small and slow. Stop at center.
4. Complete 4 spins to the left. Hesitate.
5. Beginning on the right lead, complete a large fast circle to the right and change leads at center of arena. Complete a large fast circle to the left and change leads at center of arena.
6. Begin a large fast circle to the right, but do not close this circle. Run down the right side of the arena, past the center marker, and do a left roll back at least 20 feet from the wall or fence.
7. Continue back around the previous circle, but do not close this circle. Run down the left side of the arena, past the center marker, and do a right roll back at least 20 feet from the wall or fence.
8. Continue back around previous circle, but do not close this circle. Run down right side of the arena, past the center marker, and do a sliding stop at least 20 feet from the wall or fence. Back up at least 10 feet. Hesitate to show completion of pattern.

Ranch Reining Pattern 3

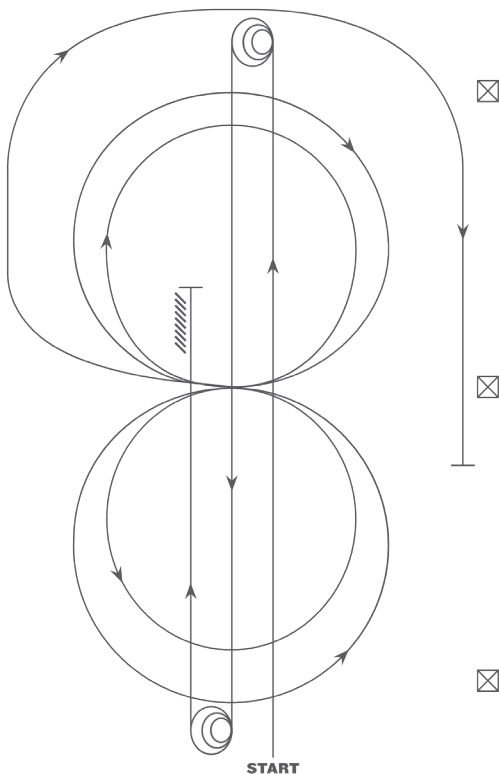


Mandatory Marker along Fence or Wall: The judge shall indicate with markers on arena fence or wall the center of pattern. Judge shall also place markers on fence or wall at least 50' from each end of the arena.

Ride pattern as follows: Trot to center of arena and stop or walk before departure. Start pattern facing toward judge.

1. Beginning on right lead, complete three circles to the right - the first two large and fast; the third one small and slow. Change leads at center of arena.
2. Complete three circles to the left - the first two large and fast; the third one small and slow. Change leads at center of arena.
3. Begin a large circle to the right, but do not close this circle. Run down center of arena, past the end marker, and do a sliding stop.
4. Complete 3 1/2 spins to the right.
5. Run up center of arena to the opposite end, past the end marker, do a sliding stop.
6. Complete 3 1/2 spins to the left.
7. Run back to the middle of the arena, past the center marker, and do a sliding stop. Back up at least 10 feet. Hesitate to show completion of pattern.

Ranch Reining Pattern 4

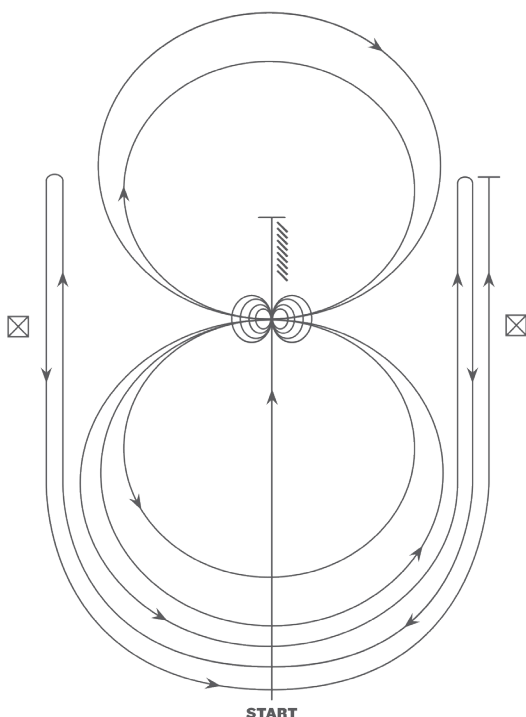


Mandatory Marker along Fence or Wall: The judge shall indicate with markers on arena fence or wall the center of pattern. Judge shall also end place markers on fence or wall at least 50' from each end of the arena.

Ride pattern as follows:

1. Run up center of arena past the end marker and do a sliding stop.
2. Complete 3 1/2 spins to the left.
3. Run down to opposite end of arena, past the end marker and do a sliding stop.
4. Complete 3 1/2 spins to the right.
5. Run past the center marker and do a sliding stop. Back at least 10 feet. Complete 1/4 turn to the left; hesitate.
6. Beginning on right lead, complete two circles to the right - the first one small and slow, the second one large and fast. Change leads at center of arena.
7. Complete two circles to the left - the first one small and slow, the second one large and fast. Change leads at center of arena.
8. Begin a large circle to the right but do not close this circle. Run down the right side of the arena, past the center marker and do a sliding stop at least 20 feet from the fence. Hesitate to show completion of pattern.

Ranch Reining Pattern 5

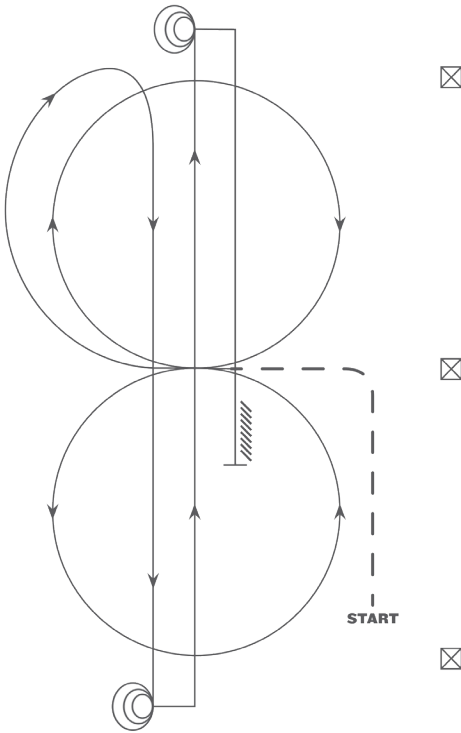


Mandatory Markers along Fence or Wall: The judge shall indicate with markers on arena fence or wall the center of pattern. Judge shall also place markers on fence or wall at least 50' from each end of the arena.

Ride pattern as follows:

1. Run past the center marker and do a sliding stop. Back to center of arena or at least 10 feet. Hesitate.
2. Complete four right spins. Hesitate.
3. Complete four and one-quarter left spins. Hesitate. Horse to be facing left fence.
4. Beginning on left lead, complete two circles to the left - the first one small and slow, the second one large and fast. Change leads at center of arena.
5. Complete two circles to the right - the first one small and slow, the second one large and fast. Change leads at center of arena.
6. Begin a large circle to the left, but do not close this circle. Run up the right side of the arena, past the center marker, and do a right rollback at least 20 feet from the wall or fence.
7. Continue back around the previous circle, but do not close circle. Run up the left side of the arena, past the center marker, and do a left rollback at least 20 feet from the wall or fence.
8. Continue back around previous circle, but do not close this circle. Run up the right side of the arena, past the center marker, and do a sliding stop at least 20 feet from the wall or fence. Hesitate to show completion of pattern.

Ranch Reining Pattern 6

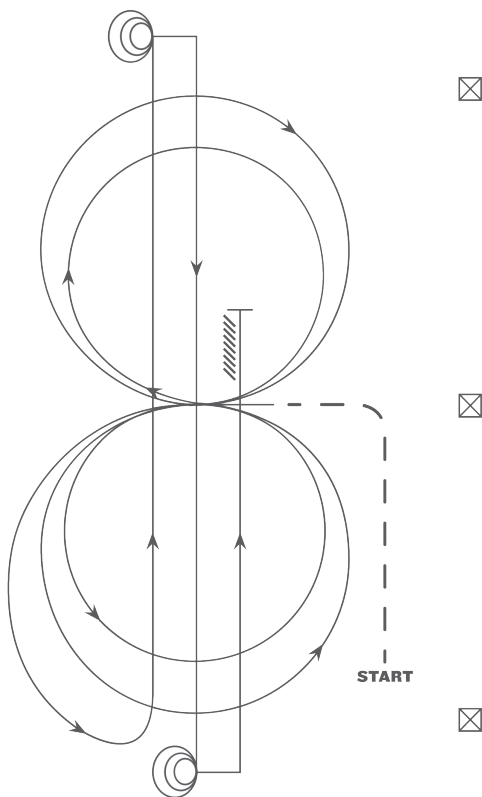


Mandatory Marker along Fence or Wall: The judge shall indicate with markers on arena wall or fence the center of pattern. Judge shall also place markers on fence or wall at least 50' from each end of the arena.

Ride pattern as follows: Trot to center of arena and stop or walk before departure. Start pattern facing toward judge.

1. Beginning on right lead, lope one circle to the right. Change leads at center of arena.
2. Complete one circle to the left. Change leads at center of arena.
3. Begin a circle to the right, but do not close this circle. Run down center of arena, past the end marker, and do a sliding stop.
4. Complete 3 1/2 spins to the right.
5. Run up to other end of arena, past the end marker, do a sliding stop.
6. Complete 3 1/2 spins to the left.
7. Run past the center marker and do a sliding stop. Back at least 10 feet. Hesitate to show completion pattern.

Ranch Reining Pattern 7

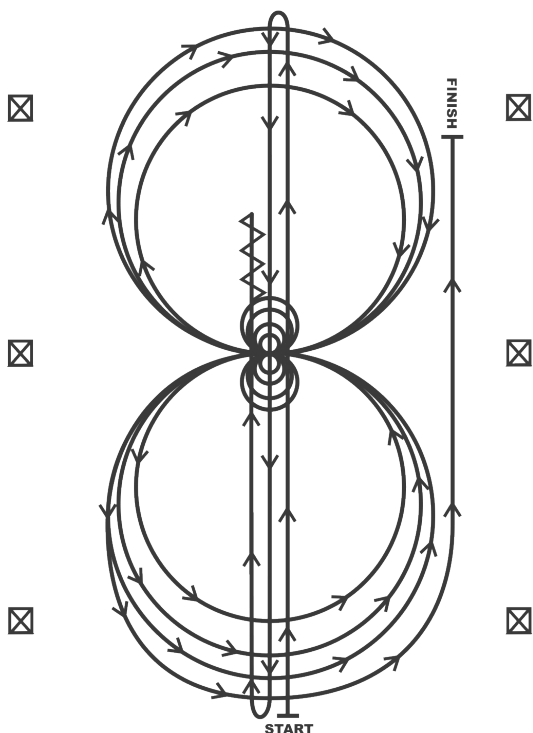


Mandatory Marker along Fence or Wall: The judge shall indicate with markers on arena wall or fence the center of pattern. Judge shall also place markers on fence or wall at least 50' from each end of the arena.

Ride pattern as follows: Trot to center of arena and stop or walk before departure. Start pattern facing toward judge.

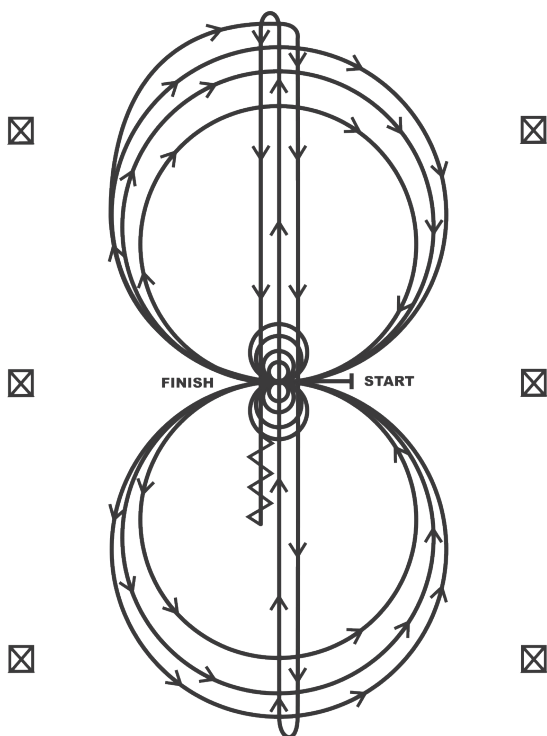
1. Beginning on left lead, complete two circles to the left - the first one large and fast, the second one small and slow. Change leads at center of arena.
2. Complete two circles to the right - the first one large and fast, the second one small and slow. Change leads at center of arena.
3. Begin a circle to the left, but do not close this circle. Continuing around the end of arena, run up the center, past end marker, and do a sliding stop.
4. Complete 3 1/2 spins to the left.
5. Run down to other end of arena, past the end marker, and do a sliding stop.
6. Complete 3 1/2 spins to the right.
7. Run past the center marker and do a sliding stop. Back at least 10 feet. Hesitate to show completion pattern

REINING PATTERN 1



1. Run at speed to the far end of the arena past the end marker and do a left rollback—no hesitation.
2. Run to the opposite end of the arena past the end marker and do a right rollback—no hesitation.
3. Run past the center marker and do a sliding stop. Back up to center of the arena or at least ten feet (three meters). Hesitate.
4. Complete four spins to the right. Hesitate.
5. Complete four and one-quarter spins to the left so that horse is facing left wall or fence. Hesitate.
6. Beginning on the left lead, complete three circles to the left: the first circle large and fast; the second circle small and slow; the third circle large and fast. Change leads at the center of the arena.
7. Complete three circles to the right: the first circle large and fast; the second circle small and slow; the third circle large and fast. Change leads at the center of the arena.
8. Begin a large circle to the left but do not close this circle. Run straight up the right side of the arena past the center marker and do a sliding stop at least twenty feet (six meters) from wall or fence. Hesitate to demonstrate the completion of the pattern.

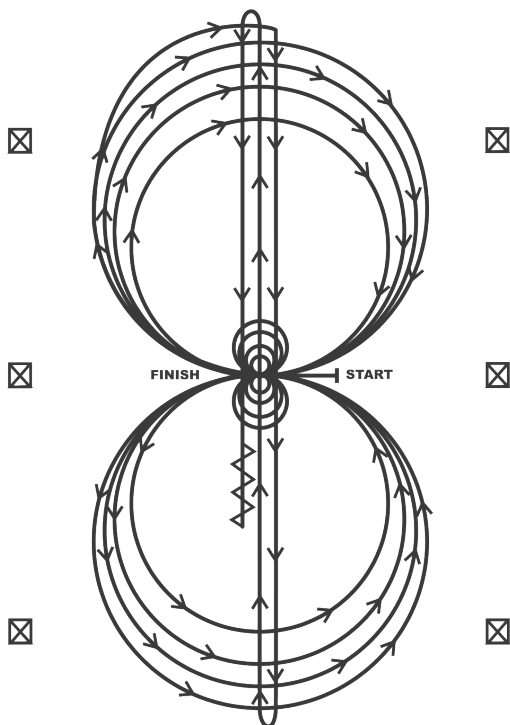
REINING PATTERN 2



Horses may walk or jog to the center of arena. Horses must walk or stop prior to starting pattern. Beginning at the center of the arena facing the left wall or fence.

1. Beginning on the right lead, complete three circles to the right: the first circle small and slow; the next two circles large and fast. Change leads at the center of the arena.
2. Complete three circles to the left: the first circle small and slow; the next two circles large and fast. Change leads at the center of the arena.
3. Continue around previous circle to the right. At the top of the circle, run down the middle to the far end of the arena past the end marker and do a right rollback—no hesitation.
4. Run up the middle to the opposite end of the arena past the end marker and do a left rollback—no hesitation.
5. Run past the center marker and do a sliding stop. Back up to the center of the arena or at least ten feet (three meters). Hesitate.
6. Complete four spins to the right. Hesitate.
7. Complete four spins to the left. Hesitate to demonstrate the completion of the pattern.

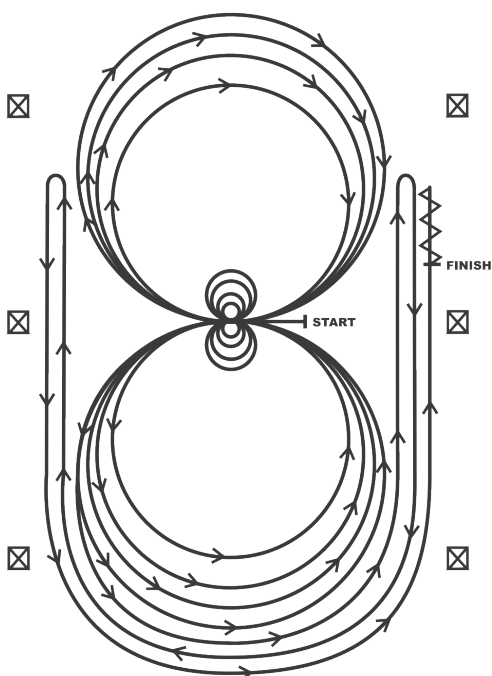
REINING PATTERN 4



Horses may walk or jog to the center of the arena. Horses must walk or stop prior to starting pattern. Beginning at the center of the arena facing the left wall or fence.

1. Beginning on the right lead, complete three circles to the right: the first two large and fast; the third circle small and slow. Stop at the center of the arena. Hesitate.
2. Complete four spins to the right. Hesitate.
3. Beginning on the left lead, complete three circles to the left: the first two circles large and fast; the third circle small and slow. Stop at the center of the arena. Hesitate.
4. Complete four spins to the left. Hesitate.
5. Beginning on the right lead, run a large fast circle to the right, change leads at the center of the arena, run a large fast circle to the left, and change leads at the center of the arena. (Figure 8)
6. Continue around previous circle to the right. At the top of the circle, run down the middle to the far end of the arena past the end marker and do a right rollback—no hesitation.
7. Run up the middle to the opposite end of the arena past the end marker and do a left rollback—no hesitation.
8. Run past the center marker and do a sliding stop. Back up to the center of the arena or at least ten feet (three meters). Hesitate to demonstrate completion of the pattern.

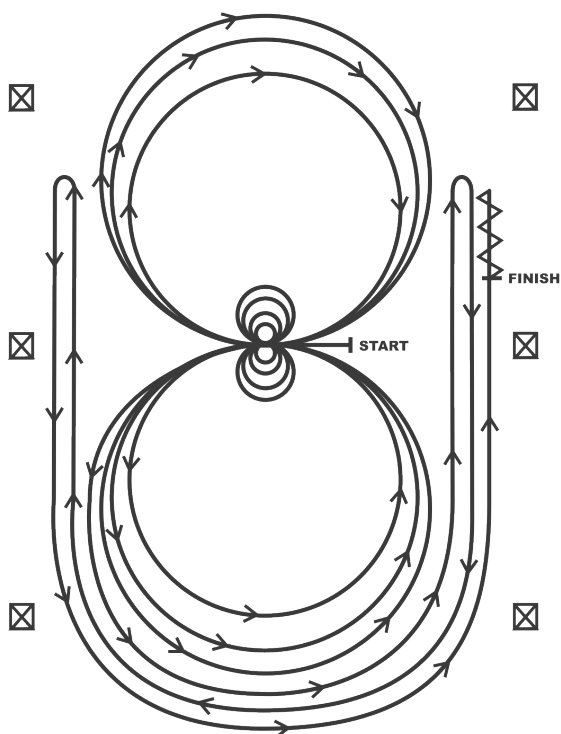
REINING PATTERN 5



Horses may walk or jog to the center of arena. Horses must walk or stop prior to starting pattern. Beginning at the center of the arena facing the left wall or fence.

1. Beginning on the left lead, complete three circles to the left: the first two circles large and fast; the third circle small and slow. Stop at the center of the arena. Hesitate.
2. Complete four spins to the left. Hesitate.
3. Beginning on the right lead, complete three circles to the right: the first two circles large and fast; the third circle small and slow. Stop at the center of the arena. Hesitate.
4. Complete four spins to the right. Hesitate.
5. Beginning on the left lead, run a large fast circle to the left, change leads at the center of the arena, run a large fast circle to the right, and change leads at the center of the arena. (Figure 8)
6. Continue around previous circle to the left but do not close this circle. Run up the right side of the arena past the center marker and do a right rollback at least twenty feet (six meters) from the wall or fence—no hesitation.
7. Continue around previous circle but do not close this circle. Run up the left side of the arena past the center marker and do a left rollback at least twenty feet (six meters) from the wall or fence—no hesitation.
8. Continue back around previous circle but do not close this circle. Run up the right side of the arena past the center marker and do a sliding stop at least twenty feet (six meters) from the wall or fence. Back up at least ten feet (three meters). Hesitate to demonstrate completion of the pattern.

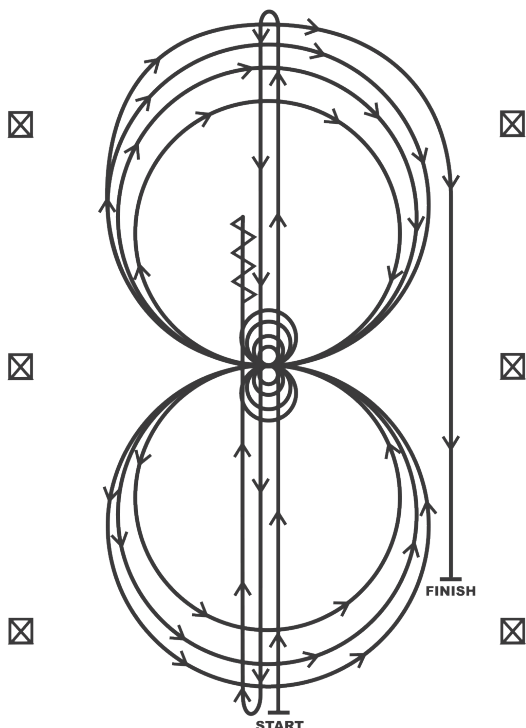
REINING PATTERN 6



Horses may walk or jog to the center of arena. Horses must walk or stop prior to starting pattern. Beginning at the center of the arena facing the left wall or fence.

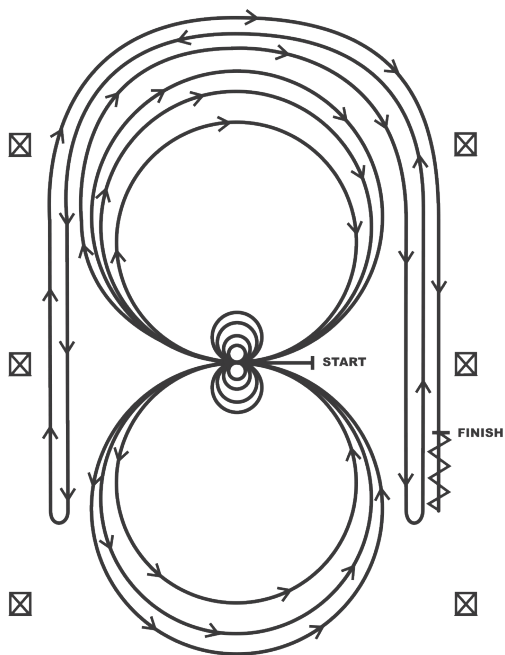
1. Complete four spins to the right. Hesitate.
2. Complete four spins to the left. Hesitate.
3. Beginning on the left lead, complete three circles to the left: the first two circles large and fast; the third circle small and slow. Change leads at the center of the arena.
4. Complete three circles to the right: the first two circles large and fast; the third circle small and slow. Change leads at the center of the arena.
5. Begin a large circle to the left but do not close this circle. Run up the right side of the arena past the center marker and do a right rollback at least twenty feet (six meters) from the wall or fence—no hesitation.
6. Continue back around previous circle but do not close this circle. Run up the left side of the arena past the center marker and do a left rollback at least twenty feet (six meters) from the wall or fence—no hesitation.
7. Continue back around previous circle but do not close this circle. Run up the right side of the arena past the center marker and do a sliding stop at least twenty feet (six meters) from the wall or fence. Back up at least ten feet (three meters). Hesitate to demonstrate the completion of the pattern.

REINING PATTERN 7



1. Run at speed to the far end of the arena past the end marker and do a left rollback—no hesitation.
2. Run to the opposite end of the arena past the end marker and do a right rollback—no hesitation.
3. Run past the center marker and do a sliding stop. Back up to the center of the arena or at least ten feet (three meters). Hesitate.
4. Complete four spins to the right. Hesitate.
5. Complete four and one-quarter spins to the left so that horse is facing left wall or fence. Hesitate.
6. Beginning on the right lead, complete three circles to the right: the first two circles large fast; the third circle small and slow. Change leads at the center of the arena.
7. Complete three circles to the left: the first two circles large fast; the third circle small and slow. Change leads at the center of the arena.
8. Begin a large circle to the right but do not close this circle. Run straight down the right side of the arena past the center marker and do a sliding stop at least twenty feet (six meters) from the wall or fence. Hesitate to demonstrate completion of the pattern.

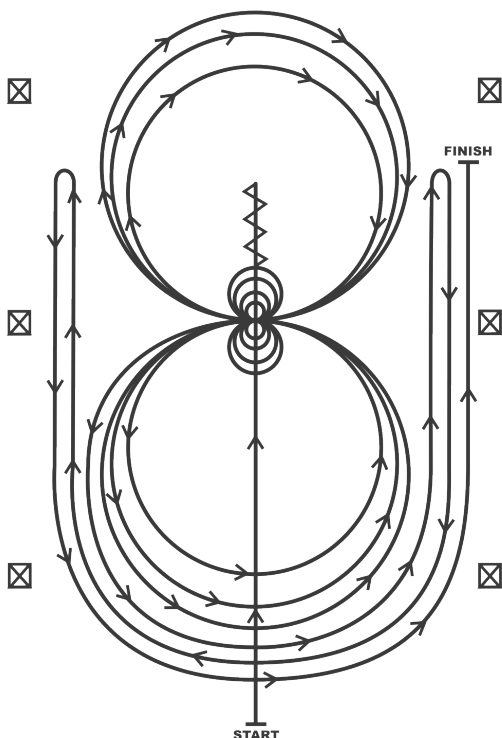
REINING PATTERN 8



Horses may walk or jog to the center of arena. Horses must walk or stop prior to starting pattern. Beginning at the center of arena facing the left wall or fence.

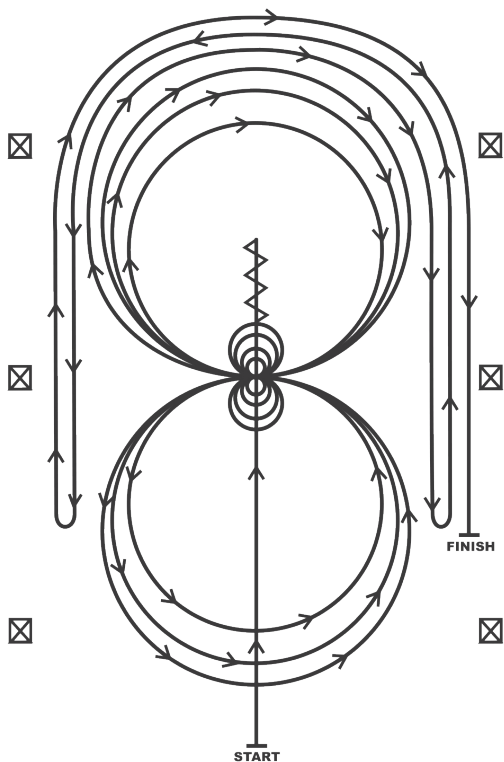
1. Complete four spins to the left. Hesitate.
2. Complete four spins to the right. Hesitate.
3. Beginning on the right lead, complete three circles to the right: the first circle large and fast; the second circle small and slow; the third circle large and fast. Change leads at the center of the arena.
4. Complete three circles to the left: the first circle large and fast; the second circle small and slow; the third circle large and fast. Change leads at the center of the arena.
5. Begin a large circle to the right but do not close this circle. Run straight down the right side of the arena past the center marker and do a left rollback at least twenty feet (six meters) from the wall or fence—no hesitation.
6. Continue back around the previous circle but do not close this circle. Run down the left side of the arena past the center marker and do a right rollback at least twenty feet (six meters) from the wall or fence—no hesitation.
7. Continue back around the previous circle but do not close this circle. Run down the right side of the arena past the center marker and do a sliding stop at least twenty feet (six meters) from the wall or fence. Back up at least ten feet (three meters). Hesitate to demonstrate completion of the pattern.

REINING PATTERN 9



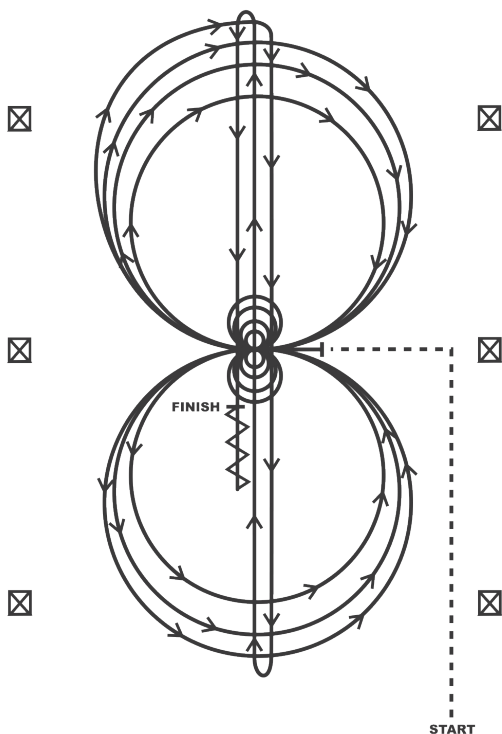
1. Run past the center marker and do a sliding stop. Back up to the center of the arena or at least ten feet (three meters). Hesitate.
2. Complete four spins to the right. Hesitate.
3. Complete four and one-quarter spins to the left so that horse is facing the left wall or fence. Hesitate.
4. Beginning on the left lead, complete three circles to the left: the first circle small and slow; the next two circles large and fast. Change leads at the center of the arena.
5. Complete three circles to the right: the first circle small and slow; the next two circles large and fast. Change leads at the center of the arena.
6. Begin a large circle to the left but do not close this circle. Run up the right side of the arena past the center marker and do a right rollback at least twenty feet (six meters) from the wall or fence—no hesitation.
7. Continue back around the previous circle but do not close this circle. Run up the left side of the arena past the center marker and do a left rollback at least twenty feet (six meters) from the wall or fence—no hesitation.
8. Continue back around previous circle but do not close this circle. Run up right side of the arena past the center marker and do a sliding stop at least twenty feet (six meters) from the wall or fence. Hesitate to demonstrate completion of the pattern.

REINING PATTERN 10



1. Run past the center marker and do a sliding stop. Back up to the center of the arena or at least ten feet (three meters). Hesitate.
2. Complete four spins to the right. Hesitate.
3. Complete four and one-quarter spins to the left so that the horse is facing the left wall or fence. Hesitate.
4. Beginning on the right lead, complete three circles to the right: the first two circles large and fast, the third circle small and slow. Change leads at the center of the arena.
5. Complete three circles to the left: the first circle small and slow, the next two circles large and fast. Change leads at the center of the arena.
6. Begin a large circle to the right but do not close this circle. Run down the right side of the arena past the center marker and do a left rollback at least twenty feet (six meters) from the wall or fence—no hesitation.
7. Continue back around the previous circle but do not close this circle. Run down the left side of the arena past the center and do a right rollback at least twenty feet (six meters) from the wall or fence—no hesitation.
8. Continue back around previous circle but do not close this circle. Run down the right side of the arena past the center marker and do a sliding stop at least twenty feet (six meters) from the wall or fence. Hesitate to demonstrate completion of the pattern.

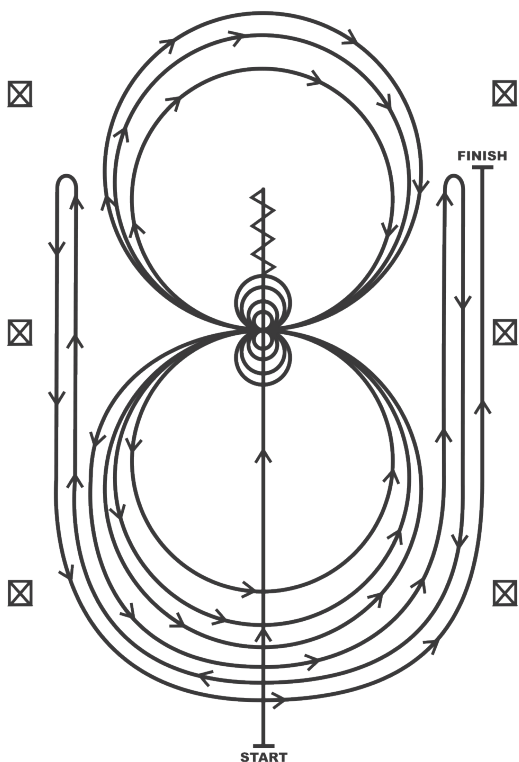
REINING PATTERN 11



Horses must jog to the center of the arena. Horses must walk or stop prior to starting the pattern. Beginning at the center of the arena facing the left wall or fence.

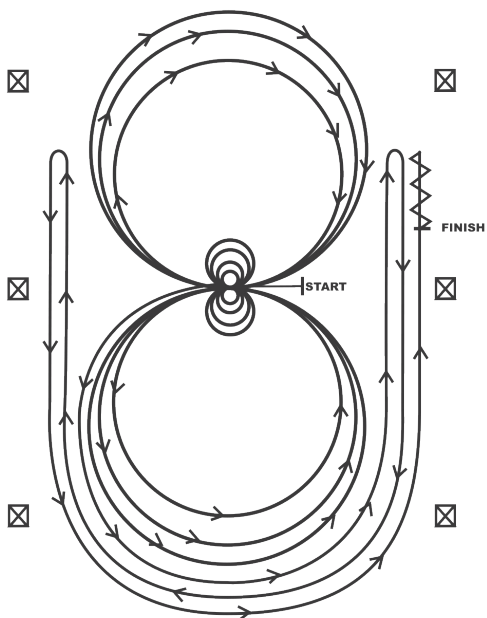
1. Complete four spins to the left. Hesitate.
2. Complete four spins to the right. Hesitate.
3. Beginning on the right lead complete three circles to the right; the first circle small and slow; the next two circles large and fast. Change leads at the center of the arena.
4. Complete three circles to the left; the first circle small and slow; the next two circles large and fast. Change leads at the center of the arena.
5. Begin a large circle to the right, but do not close this circle. Run down the center of the arena past the end marker and do a right rollback—no hesitation.
6. Run up the middle to the opposite end of the arena past the end marker and do a left rollback—no hesitation.
7. Run past the center marker and do a sliding stop. Back up to the center of the arena or at least ten feet (three meters). Hesitate to demonstrate completion of the pattern.

REINING PATTERN 12



1. Run past the center marker and do a sliding stop. Back up to the center of the arena or at least 10 feet (3 meters). Hesitate.
2. Complete four spins to the right. Hesitate.
3. Complete four and one-quarter spins to the left so that the horse is facing the left wall or fence. Hesitate.
4. Beginning on the left lead, complete three circles to the left: the first two circles large and fast; the third circle small and slow. Change leads at the center of the arena.
5. Complete three circles to the right: the first two circles large and fast; the third circle small and slow. Change leads at the center for the arena.
6. Begin a large circle to the left but do not close this circle. Run up the right side of the arena past the center marker and do a right rollback at least 20 feet (6 meters) from the wall or fence-no hesitation.
7. Continue back around previous circle but do not close this circle. Run up the left side of the arena and past the center marker and do a left rollback at least 20 feet (6 meters) from the wall or fence-no hesitation.
8. Continue back around previous circle but do not close this circle. Run up the right side of the arena past the center marker and do a sliding stop at least 20 feet (6 meters) from the wall or fence. Hesitate to demonstrate completion of pattern.

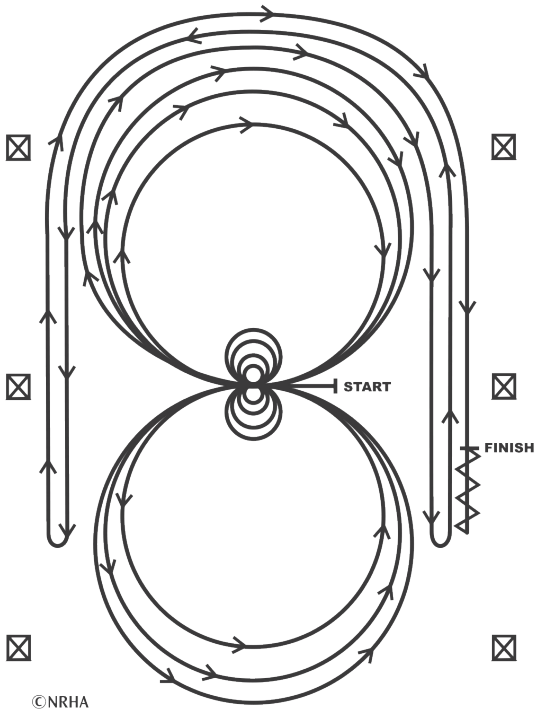
REINING PATTERN 13



Horses must walk or stop prior to starting pattern. Beginning at the center of the arena facing the left wall or fence.

1. Beginning on the left lead, complete two circles to the left: the first circle large and fast; the second circle small and slow. Stop at the center of the arena
2. Complete four spins to the left. Hesitate.
3. Beginning on the right lead, complete two circles to the right: the first being large and fast; the second circle small and slow. Stop at the center of the arena.
4. Complete four spins to the right. Hesitate.
5. Beginning on the left lead, run a large fast circle to the left, change leads at the center of the arena, run a large fast circle to the right, and change leads at the center of the arena.
6. Continue around previous circle to the left but do not close this circle. Run up the right side of the arena past the center marker and do a right rollback at least 20 feet (6 meters) from the wall or fence-no hesitation.
7. Continue around previous circle but do not close this circle. Run up the left side of the arena past the center marker and do a left rollback at least 20 feet (6 meters) from the wall or fence-no hesitation.
8. Continue back around previous circle but do not close this circle. Run up the right side of the arena past the center marker and do a sliding stop at least 20 feet (6 meters) from the wall or fence. Back up at least 10 feet (3 meters). Hesitate to demonstrate completion of pattern.

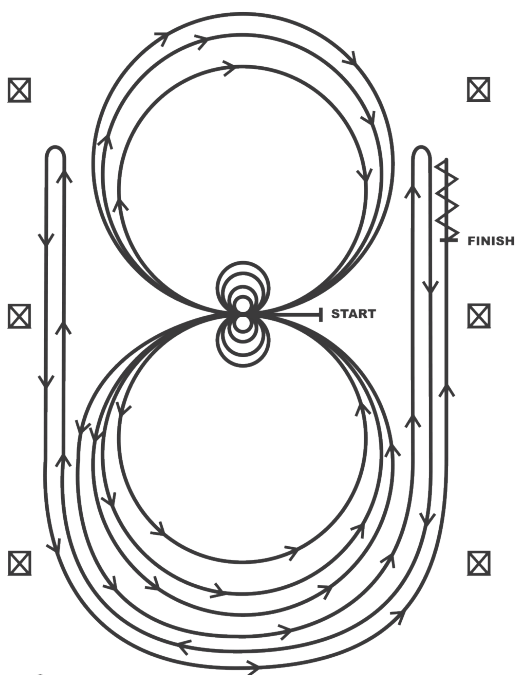
REINING PATTERN 14



Horses may walk or jog to the center of arena. Horses must walk or stop prior to starting pattern. Beginning at the center of the arena facing the left wall or fence.

1. Complete four spins to the left. Hesitate.
2. Complete four spins to the right. Hesitate.
3. Beginning on the right lead, complete three circles to the right: the first two circles large and fast; the third circle small and slow. Change leads at the center of the arena.
4. Complete three circles to the left: the first two circles large and fast; the third circle small and slow. Change leads at the center of the arena.
5. Begin a large circle to the right but do not close this circle. Run up the right side of the arena past the center marker and do a left rollback at least twenty feet (six meters) from the wall or fence—no hesitation.
6. Continue back around previous circle but do not close this circle. Run up the left side of the arena past the center marker and do a right rollback at least twenty feet (six meters) from the wall or fence—no hesitation.
7. Continue back around previous circle but do not close this circle. Run up the right side of the arena past the center marker and do a sliding stop at least twenty feet (six meters) from the wall or fence. Back up at least ten feet (three meters). Hesitate to demonstrate the completion of the pattern.

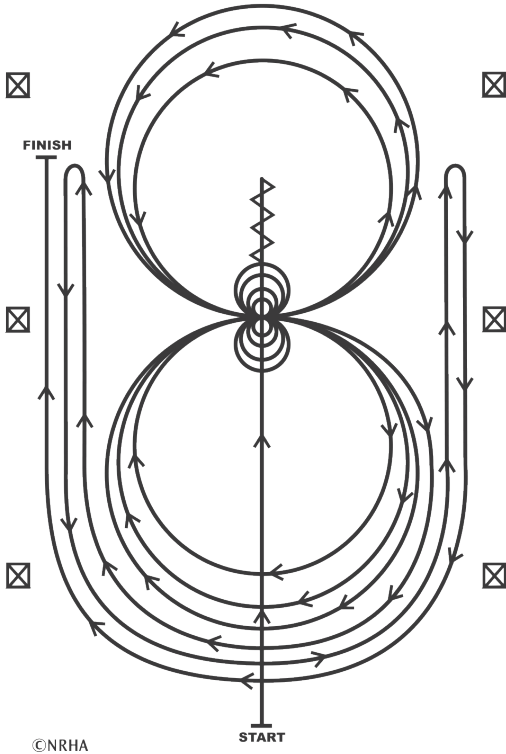
REINING PATTERN 15



Horses may walk or jog to the center of arena. Horses must walk or stop prior to starting pattern. Beginning at the center of arena facing the left wall or fence.

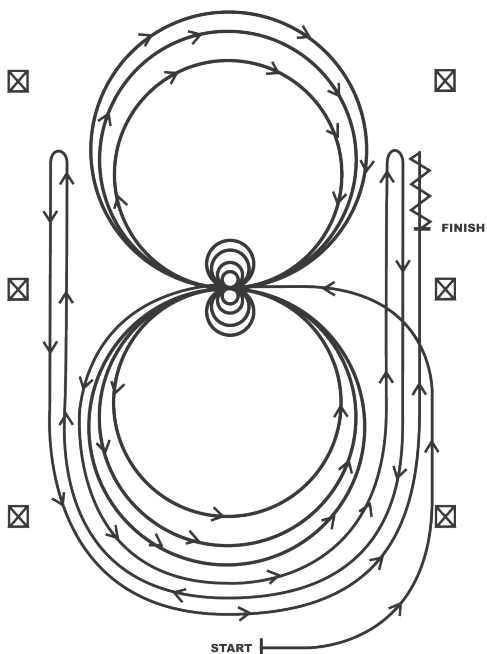
1. Complete four spins to the right. Hesitate.
2. Complete four spins to the left. Hesitate.
3. Beginning on the left lead, complete three circles to the left: the first circle large and fast; the second circle small and slow; the third circle large and fast. Change leads at the center of the arena.
4. Complete three circles to the right: the first circle large and fast; the second circle small and slow; the third circle large and fast. Change leads at the center of the arena.
5. Begin a large circle to the left but do not close this circle. Run straight down the right side of the arena past the center marker and do a right rollback at least twenty feet (six meters) from the wall or fence—no hesitation.
6. Continue back around the previous circle but do not close this circle. Run down the left side of the arena past the center marker and do a left rollback at least twenty feet (six meters) from the wall or fence—no hesitation.
7. Continue back around the previous circle but do not close this circle. Run down the right side of the arena past the center marker and do a sliding stop at least twenty feet (six meters) from the wall or fence. Back up at least ten feet (three meters). Hesitate to demonstrate completion of the pattern.

REINING PATTERN 16



1. Run past the center marker and do a sliding stop. Back up to the center of the arena or at least 10 feet (3 meters). Hesitate.
2. Complete four spins to the left. Hesitate.
3. Complete four and one-quarter spins to the right so that the horse is facing the right wall or fence. Hesitate.
4. Beginning on the right lead, complete three circles to the right: the first two circles large and fast; the third circle small and slow. Change leads at the center of the arena.
5. Complete three circles to the left: the first two circles large and fast; the third circle small and slow. Change leads at the center for the arena.
6. Begin a large circle to the right but do not close this circle. Run up the left side of the arena past the center marker and do a left rollback at least 20 feet (6 meters) from the wall or fence-no hesitation.
7. Continue back around previous circle but do not close this circle. Run up the right side of the arena and past the center marker and do a right rollback at least 20 feet (6 meters) from the wall or fence-no hesitation.
8. Continue back around previous circle but do not close this circle. Run up the left side of the arena past the center marker and do a sliding stop at least 20 feet (6 meters) from the wall or fence. Hesitate to demonstrate completion of pattern.

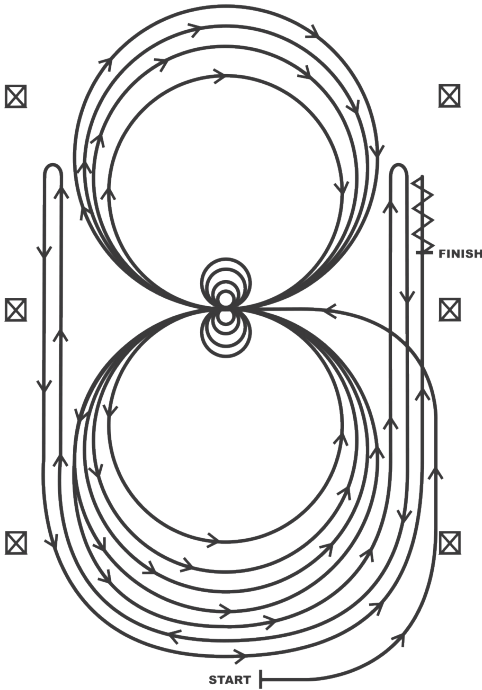
REINING PATTERN 17



Begin on left lead. Continue to the center of the arena to begin the pattern facing toward the left wall or fence, without stopping or breaking gait.

1. Beginning on the left lead, complete two circles to the left: the first circle large and fast; the second circle small and slow. Stop at the center of the arena. Hesitate.
2. Complete four spins to the left. Hesitate.
3. Beginning on the right lead, complete two circles to the right: the first being large and fast; the second circle small and slow. Stop at the center of the arena.
4. Complete four spins to the right. Hesitate.
5. Beginning on the left lead, run a large fast circle to the left, change leads at the center of the arena, run a large fast circle to the right, and change leads at the center of the arena.
6. Continue around previous circle to the left but do not close this circle. Run up the right side of the arena past the center marker and do a right rollback at least 20 feet (6 meters) from the wall or fence-no hesitation.
7. Continue around previous circle but do not close this circle. Run up the left side of the arena past the center marker and do a left rollback at least 20 feet (6 meters) from the wall or fence-no hesitation.
8. Continue back around previous circle but do not close this circle. Run up the right side of the arena past the center marker and do a sliding stop at least 20 feet (6 meters) from the wall or fence. Back up at least 10 feet (3 meters). Hesitate to demonstrate completion of pattern.

REINING PATTERN 18

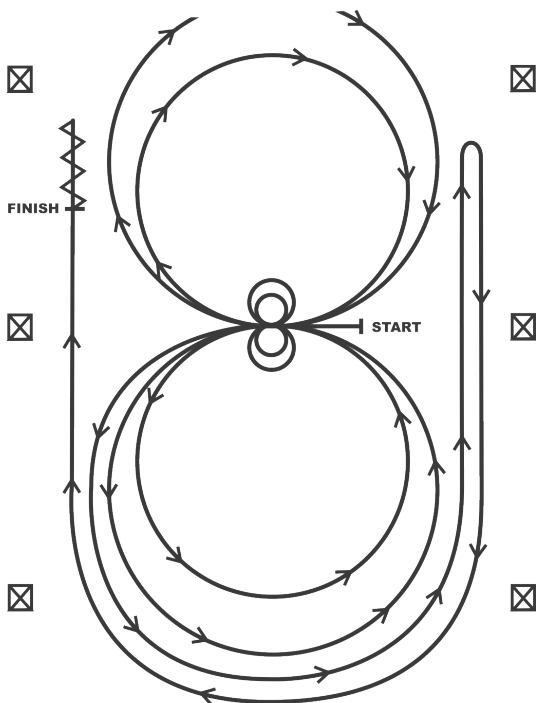


Begin on left lead. Continue to the center of the arena to begin the pattern facing toward the left wall or fence, without stopping or breaking gait.

1. Beginning on the left lead, complete three circles to the left: the first two circles large and fast; the third circle small and slow. Stop at the center of the arena. Hesitate.
2. Complete four spins to the left. Hesitate.
3. Beginning on the right lead, complete three circles to the right: the first two circles large and fast; the third circle small and slow. Stop at the center of the arena. Hesitate.
4. Complete four spins to the right. Hesitate.
5. Beginning on the left lead, run a large fast circle to the left, change leads at the center of the arena, run a large fast circle to the right, and change leads at the center of the arena. (Figure 8)
6. Continue around previous circle to the left but do not close this circle. Run up the right side of the arena past the center marker and do a right rollback at least twenty feet (six meters) from the wall or fence—no hesitation.
7. Continue around previous circle but do not close this circle. Run up the left side of the arena past the center marker and do a left rollback at least twenty feet (six meters) from the wall or fence—no hesitation.
8. Continue back around previous circle but do not close this circle. Run up the right side of the arena past the center marker and do a sliding stop at least twenty feet (six meters) from the wall or fence. Back up at least ten feet (three meters). Hesitate to demonstrate completion of the pattern.

REINING PATTERN A

Approved only for Youth, Amateur & Youth 13 & Under

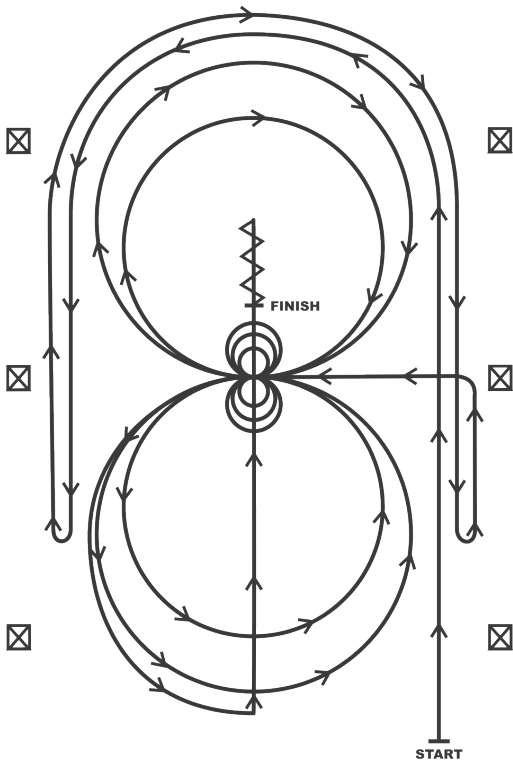


Horses may walk or jog to the center of the arena. Horses must walk or stop prior to starting the pattern. Beginning at the center of the arena facing the left wall or fence.

1. Beginning on the left lead, complete two circles to the left. Stop at the center of the arena. Hesitate.
2. Complete two spins to the left. Hesitate.
3. Beginning on the right lead complete two circles to the right. Stop at the center of the arena. Hesitate.
4. Complete two spins to the right. Hesitate.
5. Beginning on the left lead, go around the end of the arena, run down the right side of the arena past center marker, stop and roll back right.
6. Continue around the end of the arena to run down the left side of the arena past the center marker. Stop. Back up. Hesitate to demonstrate completion of the pattern.

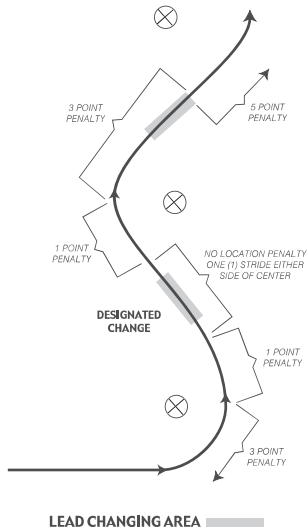
REINING PATTERN B

Approved only for Youth, Amateur & Youth 13 & Under

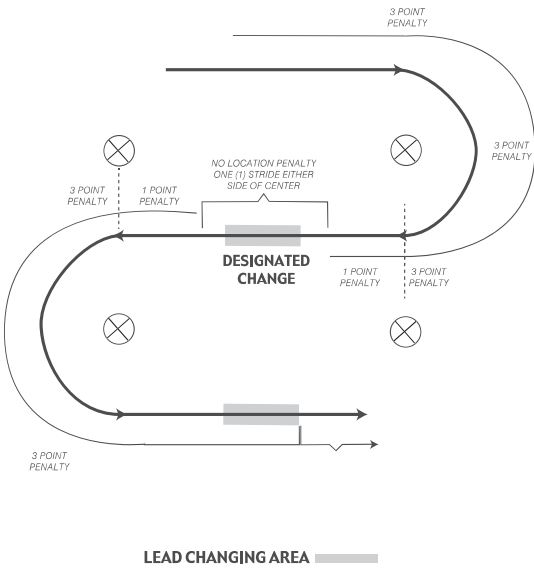


1. Beginning, lope straight up the right side of the arena, circle the top of the arena run straight down the opposite or left side of the arena past the center mark and do a right rollback—no hesitation.
2. Continue straight up the left side of the arena circle back around the top of the arena run straight down the right side of the arena past the center marker and do a left rollback—no hesitation.
3. Continue up the right side of the arena to the center marker, at the center marker the horse should be on the left lead and complete two circles to the left, one large fast and one small slow. Stop at center
4. Complete three spins to the left. Hesitate.
5. Complete two circles to the right, one large fast and one small slow. Stop at center.
6. Complete three spins to the right. Hesitate.
7. Begin a large circle to the left, do not close the circle. Continue up the center of the arena past the center marker and do a sliding stop.
8. Back up at least ten feet. Hesitate to demonstrate completion of the pattern.

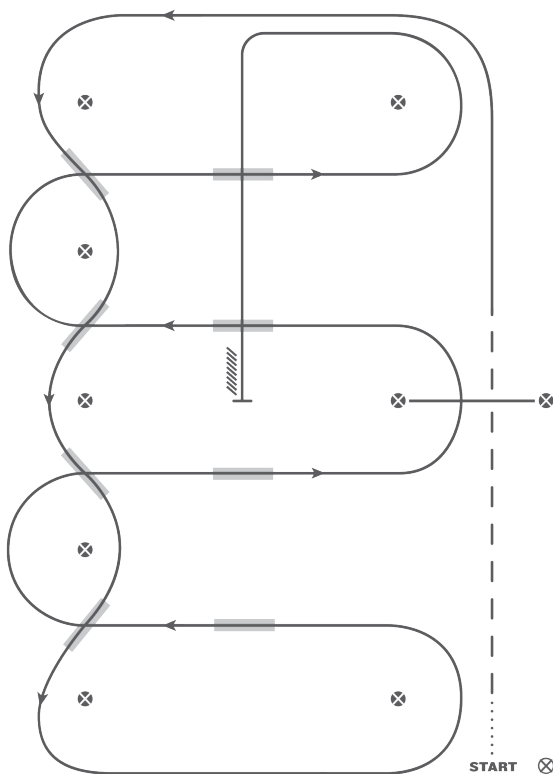
Location Penalties for Designated Change



Location Penalties for Designated Change



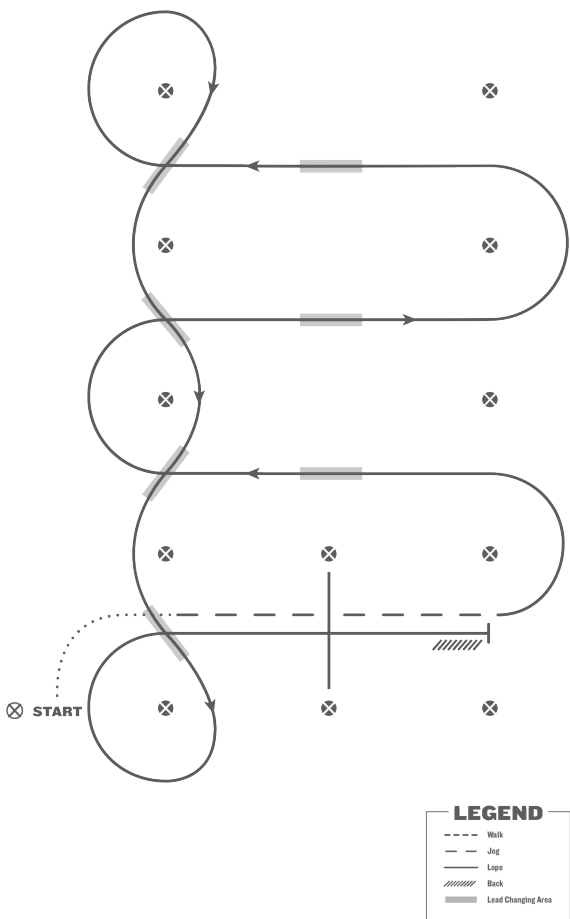
WESTERN RIDING PATTERN 1



LEGEND	
---	Walk
- - -	Jog
—	Lope
////	Back
■	Lead Changing Area

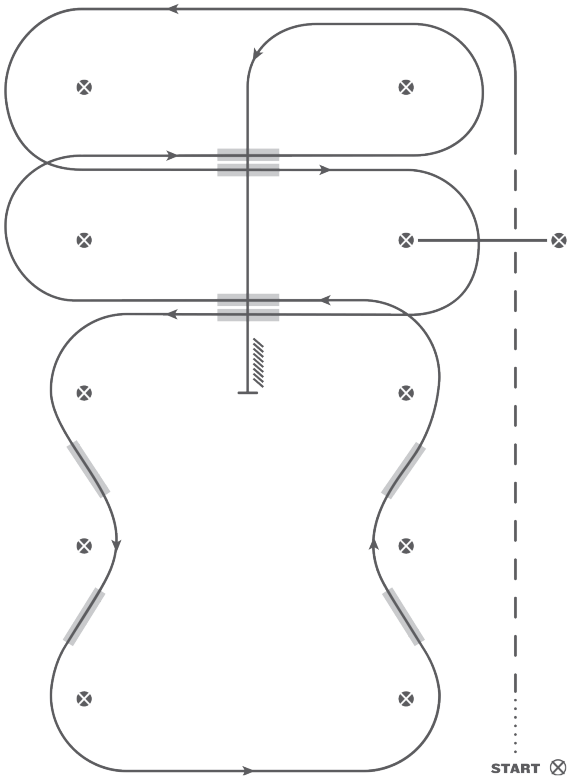
1. Walk at least 15 feet from start cone to the first marker, transition to jog, jog over log
2. Transition to the lope left lead & lope around end
3. First line change
4. Second line change
5. Third line change
6. Fourth line change lope around the end of arena
7. First crossing change
8. Second crossing change
9. Lope over log
10. Third crossing change
11. Fourth crossing change
12. Lope up the center, stop & back

WESTERN RIDING PATTERN 2



1. Walk at least 15 feet from start cone to the first marker, as drawn, transition to jog, jog over log.
2. Transition to the lope left lead
3. First crossing change
4. Second crossing change
5. Third crossing change
6. Circle & first line change
7. Second line change
8. Third line change
9. Fourth line change & circle
10. Lope over log
11. Lope, stop & back

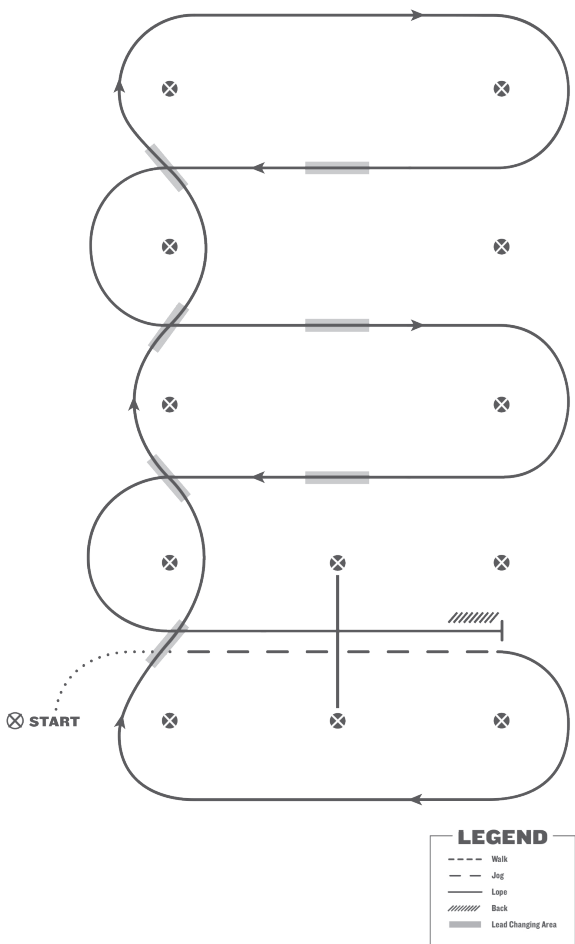
WESTERN RIDING PATTERN 3



LEGEND	
---	Walk
- - -	Jog
—	Lope
////	Back
■	Lead Changing Area

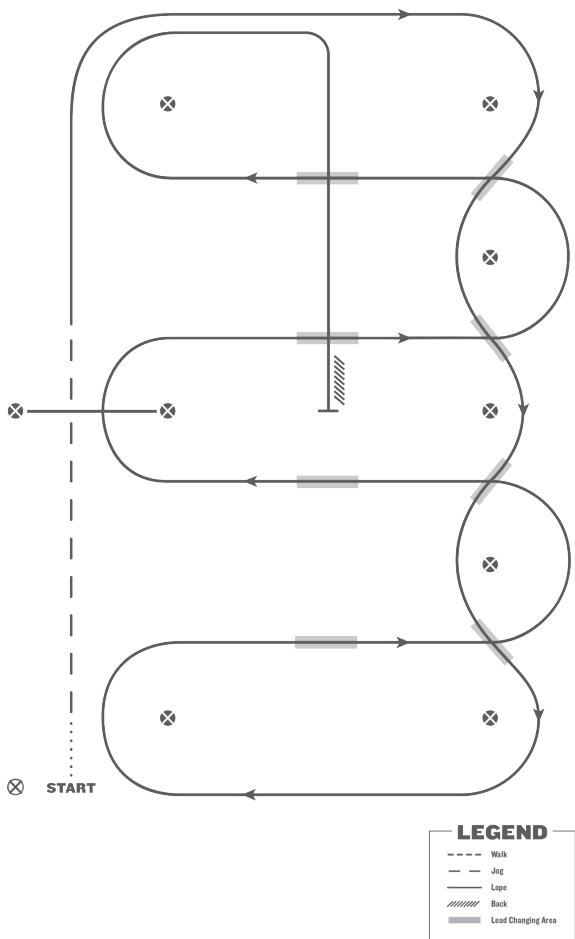
1. Walk at least 15 feet from start cone to the first marker, transition to jog, jog over log.
2. Transition to the lope left lead
3. First crossing change
4. Lope over log
5. Second crossing change
6. First line change
7. Second line change
8. Third line change
9. Fourth line change
10. Third crossing change
11. Fourth crossing change
12. Lope up the center, stop & back

WESTERN RIDING PATTERN 4



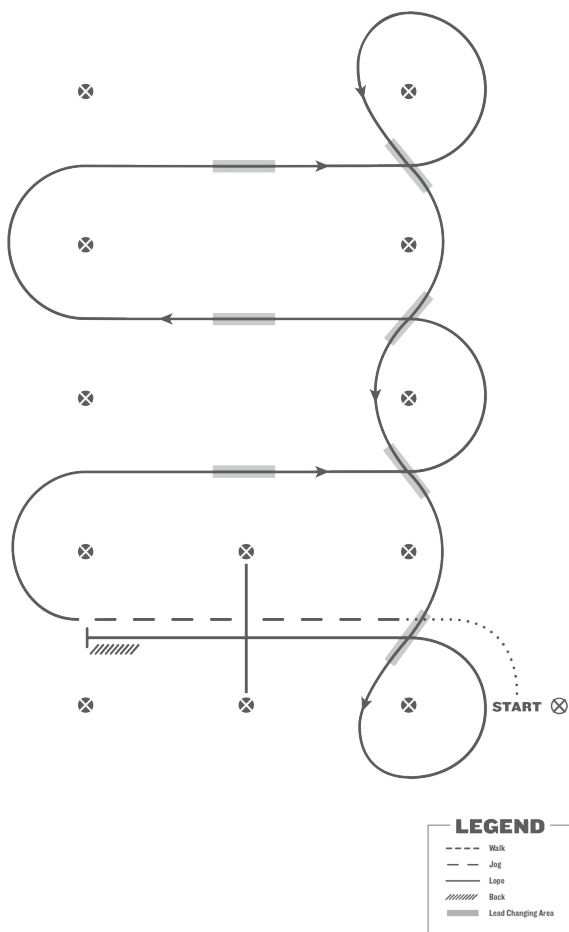
1. Walk at least 15 feet from start cone to the first marker, as drawn, transition to jog, jog over log.
2. Transition to the lope right lead
3. First line change
4. Second line change
5. Third line change
6. Fourth line change
7. First crossing change
8. Second crossing change
9. Third crossing change
10. Lope over log
11. Lope, stop & back

WESTERN RIDING PATTERN 6



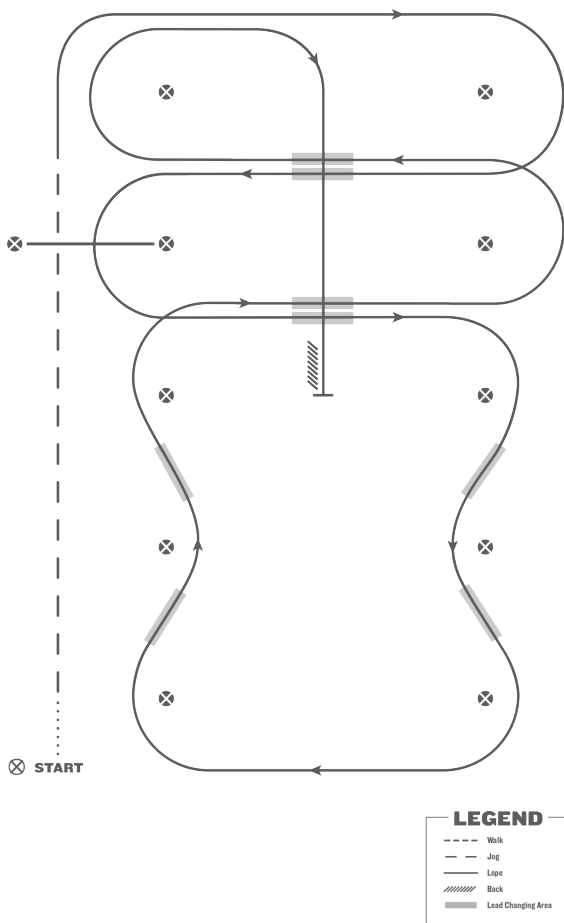
1. Walk at least 15 feet from start cone to the first marker, transition to jog, jog over log
2. Transition to the lope right lead & lope around end
3. First line change
4. Second line change
5. Third line change
6. Fourth line change lope around the end of arena
7. First crossing change
8. Second crossing change
9. Lope over log
10. Third crossing change
11. Fourth crossing change
12. Lope up the center, stop & back

WESTERN RIDING PATTERN 7



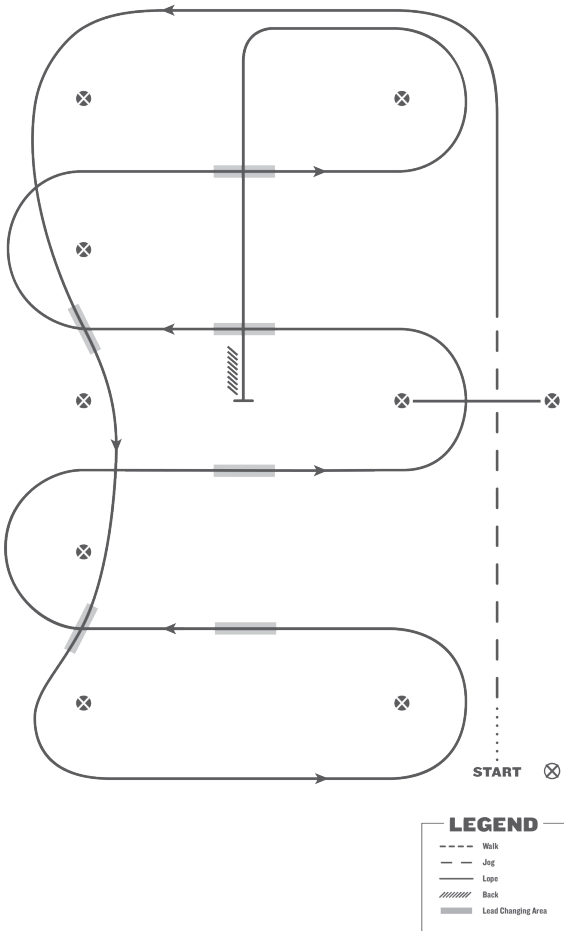
1. Walk at least 15 feet from start cone to the first marker, as drawn, transition to jog, jog over log.
2. Transition to the lope right lead
3. First crossing change
4. Second crossing change
5. Third crossing change
6. Circle & first line change
7. Second line change
8. Third line change
9. Fourth line change & circle
10. Lope over log
11. Lope, stop & back

WESTERN RIDING PATTERN 8



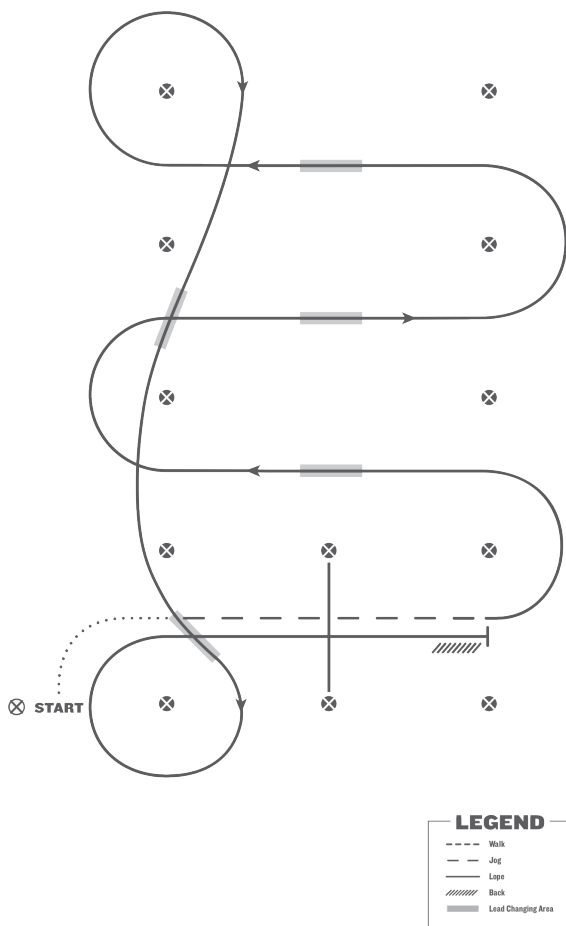
1. Walk at least 15 feet from start cone to the first marker, transition to jog, jog over log.
2. Transition to the lope right lead
3. First crossing change
4. Lope over log
5. Second crossing change
6. First line change
7. Second line change
8. Third line change
9. Fourth line change
10. Third crossing change
11. Fourth crossing change
12. Lope up the center, stop & back

GREEN WESTERN RIDING PATTERN 1



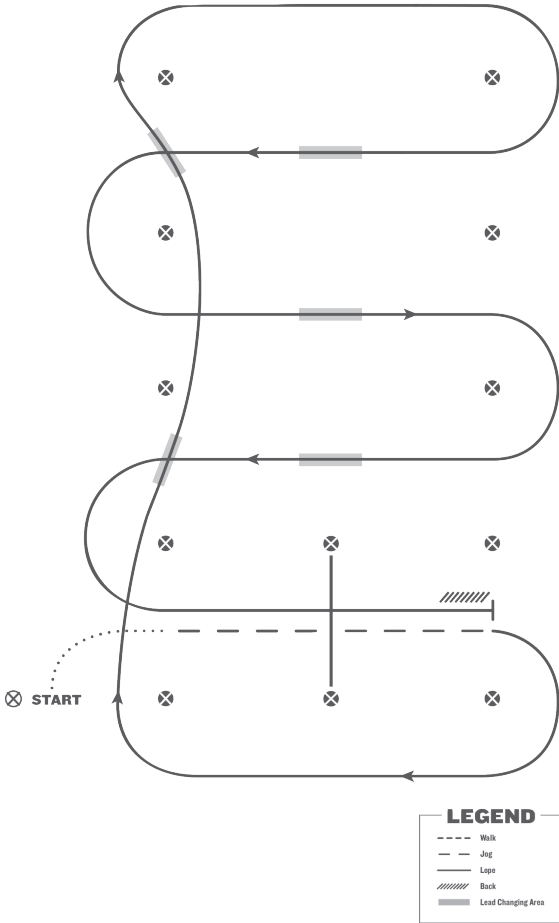
1. Walk at least 15 feet from start cone to the first marker, transition to jog, jog over log.
2. Transition to the lope left lead & lope around end
3. First line change
4. Second line change lope around the end of arena
5. First crossing change
6. Second crossing change
7. Lope over log
8. Third crossing change
9. Fourth crossing change
10. Lope up the center, stop & back

GREEN WESTERN RIDING PATTERN 2



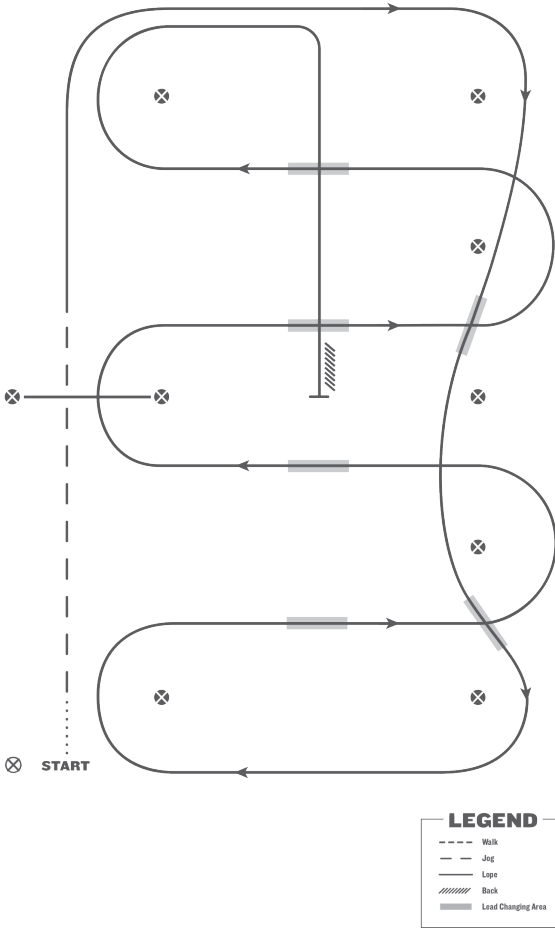
1. Walk at least 15 feet from start cone to the first marker, as drawn, transition to jog, jog over log.
2. Transition to the lope left lead
3. First crossing change
4. Second crossing change
5. Third crossing change
6. Circle & first line change
7. Second line change & circle
8. Lope over log
9. Stop & back

GREEN WESTERN RIDING PATTERN 4



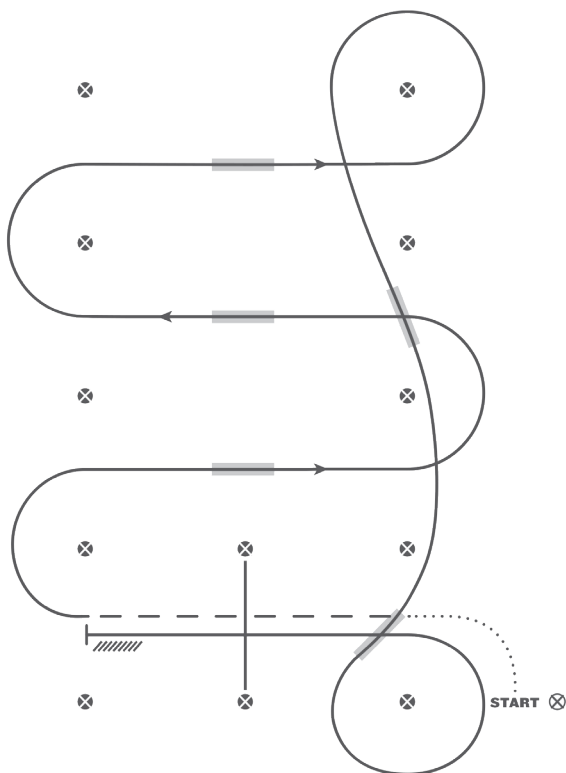
1. Walk at least 15 feet from start cone to the first marker, as drawn, transition to jog, jog over log.
2. Transition to the lope right lead & lope around end
3. First line change
4. Second line change, lope around end of arena
5. First crossing change
6. Second crossing change
7. Third crossing change
8. Lope over log
9. Lope, stop & back

GREEN WESTERN RIDING PATTERN 6



1. Walk at least 15 feet from start cone to the first marker, transition to jog, jog over log.
2. Transition to the lope right lead & lope around end
3. First line change
4. Second line change, lope around the end of arena
5. First crossing change
6. Second crossing change
7. Lope over log
8. Third crossing change
9. Fourth crossing change
10. Lope up the center, stop & back

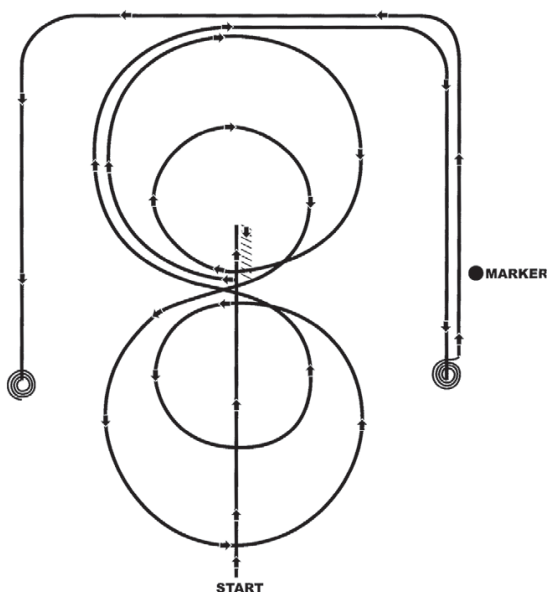
GREEN WESTERN RIDING PATTERN 7



LEGEND	
----	Walk
- - - -	Jog
————	Lope
//////	Back
■	Lead Changing Area

1. Walk at least 15 feet from start cone to the first marker, as drawn, transition to jog, jog over log.
2. Transition to the lope right lead
3. First crossing change
4. Second crossing change
5. Third crossing change
6. Circle & first line change
7. Second line change & circle
8. Lope over log
9. Stop & back

WORKING COW HORSE PATTERN I



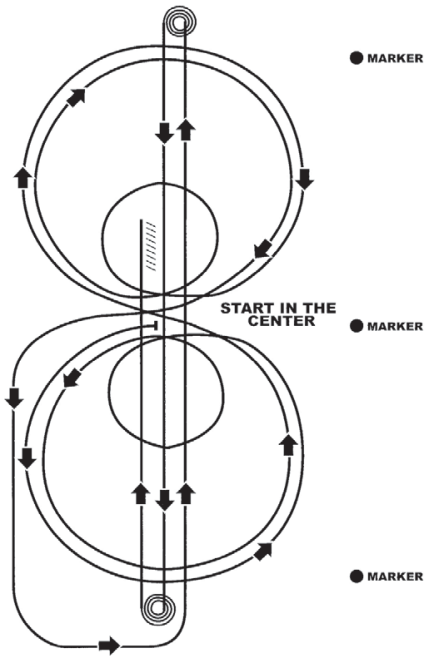
PATTERN 1

1. Start at end of arena. Run down middle past center marker to a sliding stop. Back at least 10 feet to center. 1/4 turn to left.
2. Pick up right lead, large fast circle, small slow circle. Change leads at center of arena.
3. Circling to the left, complete a large fast circle, then a small slow circle. Change leads at center of arena.
4. Start a circle to the right, but do not close this circle. Run around end of arena and down the side (approximately 20 feet from fence) past center marker and come to a sliding stop.
5. Complete 3 1/2 spins to the right.
6. Continue back down side and around end of arena to other side (approximately 20 feet from fence) past center marker and come to a sliding stop.
7. Complete 3 1/2 spins to the left. Hesitate to complete pattern.

Pattern I

- | | |
|----------------------------------|----------------------|
| 1. Stop and back up and 1/4 turn | 4. Stop |
| 2. Right circles | 5. 3 1/2 right spins |
| 3. Left circles | 6. Stop |
| | 7. 3 1/2 left spins |

WORKING COW HORSE PATTERN 2



Mandatory Marker Along Fence or Wall

Trot to center of arena and stop. Start pattern facing toward judge.

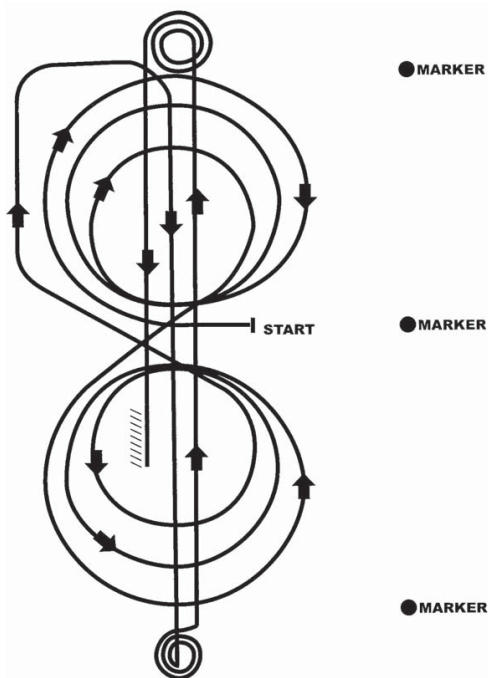
1. Pick up left lead, complete three circles to the left. The first one large and fast, the second small and slow, the third large and fast. Change leads at center of arena.
2. Complete three circles to the right. The first one large and fast, the second small and slow, the third large and fast. Change leads at center of arena.
3. Do not stop, continue on to run downs. Run to far end past the marker to a sliding stop. Hesitate
4. Complete 3 1/2 spins to the left. Hesitate.
5. Run to far end past the marker to a sliding stop. Hesitate
6. Complete 3 1/2 spins to the right. Hesitate.
7. Run past center marker to a sliding stop. Hesitate. Back at least 10 feet. Hesitate to complete pattern.

Pattern 2

- | | |
|------------------|----------------------|
| 1. Left circles | 4. 3 1/2 left spins |
| 2. Right circles | 5. Stop |
| 3. Stop | 6. 3 1/2 right spins |
| | 7. Stop and back up |

This pattern may be used as a lope in pattern; refer to SHW505.2.

WORKING COW HORSE PATTERN 3



Mandatory Marker Along Fence or Wall

Trot to center of arena and stop. Start pattern facing toward judge.

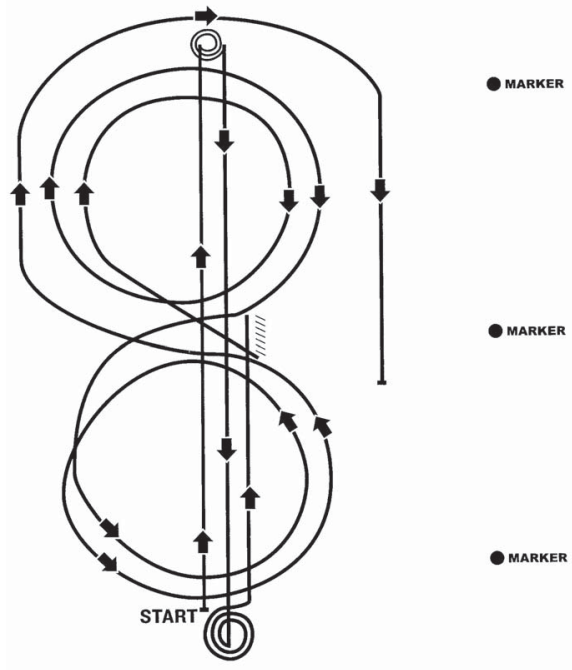
1. Begin on right lead and complete three circles to right, two large fast circles followed by one small slow circle, change to left lead.
2. Complete three circles to left, two large, fast circles followed by one small slow circle. Change to right lead.
3. Continue loping around end of arena without breaking gait. Run up center of arena to far end past the end marker and come to a sliding stop.
4. Complete 3 1/2 spins to the right.
5. Run up center of arena past the end marker, come to a sliding stop.
6. Complete 3 1/2 spins to the left.
7. Run back to middle of the arena past the center marker and come to a sliding stop. Back at least 10 feet. Hesitate to complete pattern.

Pattern 3

- | | |
|------------------|----------------------|
| 1. Right circles | 4. 3 1/2 right spins |
| 2. Left circles | 5. Stop |
| 3. Stop | 6. 3 1/2 left spins |
| | 7. Stop and back up |

This pattern may be used as a lope in pattern; refer to SHW505.2.

WORKING COW HORSE PATTERN 4



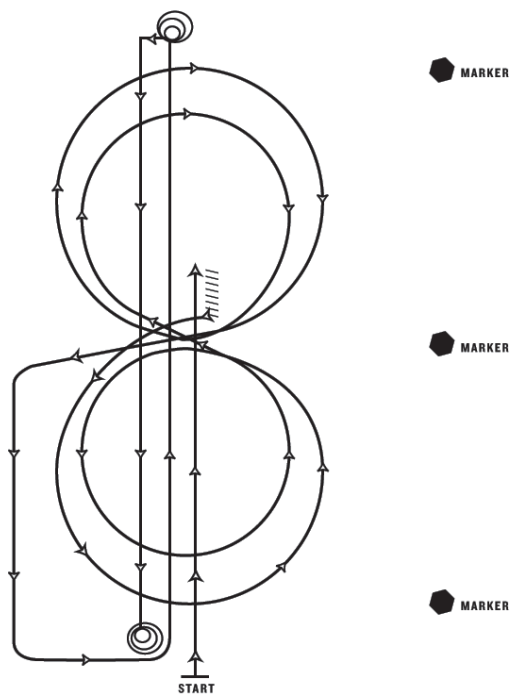
1. Start at end of arena. Run up center of arena past the end marker and come to a sliding stop.
2. Complete 3 1/2 spins to the left.
3. Run to other end of arena past the end marker and stop.
4. Complete 3 1/2 spins to the right.
5. Run past the center marker and stop. Back at least 10 feet. Complete 1/4 turn to the left, hesitate.
6. Begin on right lead. Circle to the right. Complete two circles to the right, the first one small and slow and the second large and fast. Change leads at the center of the arena. Complete one small, slow circle and one large, fast circle. Change leads at the center of arena.
7. Run around end of arena to the other side, past the center marker, at least 20 feet from fence and come to a sliding stop. Hesitate to complete pattern.

Pattern 4

- | | |
|----------------------|-----------------------------------|
| 1. Stop | 5. Stop and back up and 1/4 turn |
| 2. 3 1/2 left spins | 6. Right circles and left circles |
| 3. Stop | 7. Stop |
| 4. 3 1/2 right spins | |

WORKING COW HORSE PATTERN 5

This pattern works best when the exhibitor and cattle enter from the same end of arena.

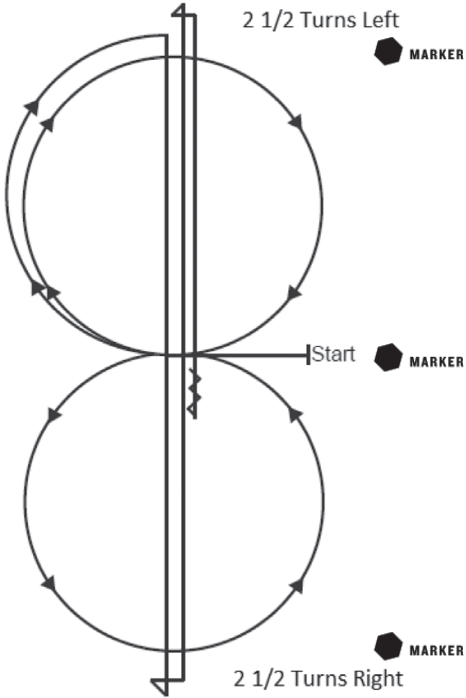


1. Start at end of arena. Run past the center marker and stop. Back up at least 10 feet. Complete 1/4 turn to the left.
2. Complete 2 circles to the left, the first one large and fast, and the second one small and slow. Change leads at the center of the arena.
3. Complete two circles to the right, the first one small and slow, the second one large and fast. Change leads at the center of the arena.
4. Continue around end of arena without breaking gait or changing leads, run down center of arena past end marker; come to a square sliding stop.
5. Complete 3 1/2 spins to the right.
6. Run down center of arena past end marker and come to a square sliding stop.
7. Complete 3 1/2 spins to the left. Hesitate to complete pattern.

Pattern 5

- | | |
|----------------------------------|----------------------|
| 1. Stop and back up and 1/4 turn | 4. Stop |
| 2. Left circles | 5. 3 1/2 right spins |
| 3. Right circles | 6. Stop |
| | 7. 3 1/2 left spins |

WORKING COW HORSE PATTERN 6



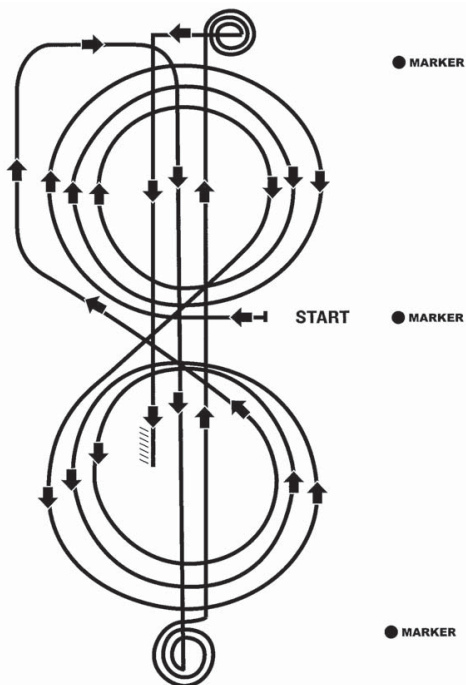
Trot to center of arena, stop. Start pattern facing towards judge.

1. Beginning on the right lead lope one circle to the right. Change leads at the center of arena.
2. Complete one circle to the left. Change leads at the center of arena.
3. Continue to top of arena and run down center of arena past the end marker and come to a sliding stop.
4. Complete 2 1/2 spins to the right.
5. Run to the other end of the arena, past the end marker and come to a sliding stop.
6. Complete 2 1/2 spins to the left.
7. Run past the center marker, stop, and back at least 10 feet. Hesitate to complete pattern.

Pattern 6

- | | |
|-----------------|----------------------|
| 1. Right circle | 4. 2 1/2 right spins |
| 2. Left circle | 5. Stop |
| 3. Stop | 6. 2 1/2 left spins |
| | 7. Stop and back up |

WORKING COW HORSE PATTERN 7



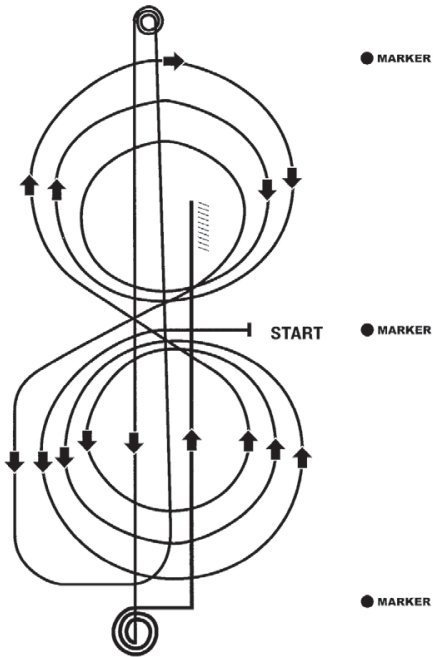
Trot to center of arena and stop. Start pattern facing toward judge.

1. Begin at center of arena. Pick up right lead and complete three circles, the first large, fast, the second small, slow, the third large, fast. Change leads at center of arena.
2. Complete three circles: the first large and fast; the second small and slow; the third large and fast. Change leads at center of arena.
3. Continue loping around end of arena without breaking gait or changing leads. Run down center of arena, past end marker and come to a sliding stop. Hesitate.
4. Complete 3 1/2 spins to the right.
5. Run down center of arena past end marker and come to a sliding stop. Hesitate.
6. Complete 3 1/2 spins to the left.
7. Run past center marker and come to a sliding stop. Back up at least 10 feet. Hesitate to complete pattern.

Pattern 7

- | | |
|----------------------|---------------------|
| 1. Right circles | 5. Stop |
| 2. Left circles | 6. 3 1/2 left spins |
| 3. Stop | 7. Stop and back up |
| 4. 3 1/2 right spins | |

WORKING COW HORSE PATTERN 8



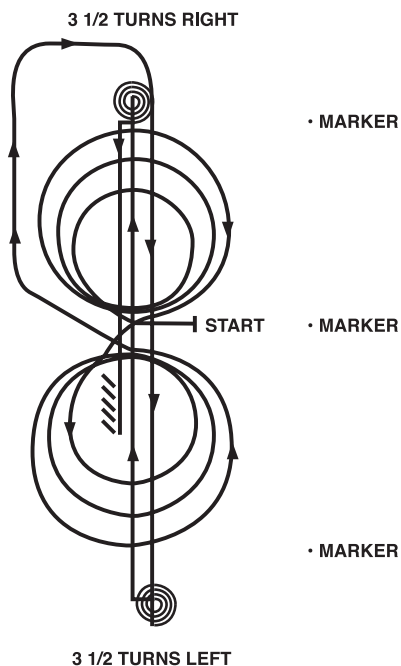
Trot to center of arena and stop. Start pattern facing toward judge.

1. Beginning on the left lead, complete three circles: two large fast circles; then one small slow circle. Change leads at center of arena.
2. Complete three circles to the right: two fast circles, then one small slow circle. Change leads at center of arena.
3. Continue around end of arena without breaking gait or changing leads, run down center of arena past end marker, come to a square sliding stop.
4. Complete 3 1/2 spins to the left.
5. Run down center of arena past end marker and come to a square sliding stop.
6. Complete 3 1/2 spins to the right.
7. Run down center of arena past center marker, and come to a square sliding stop. Back up at least 10 feet. Hesitate to complete pattern.

Pattern 8

- | | |
|------------------|----------------------|
| 1. Left circles | 3. 3 1/2 left spins |
| 2. Right circles | 5. Stop |
| 3. Stop | 6. 3 1/2 right spins |
| | 7. Stop and back up |

WORKING COW HORSE PATTERN 9



Trot to center of arena, stop. Start pattern facing toward judge.

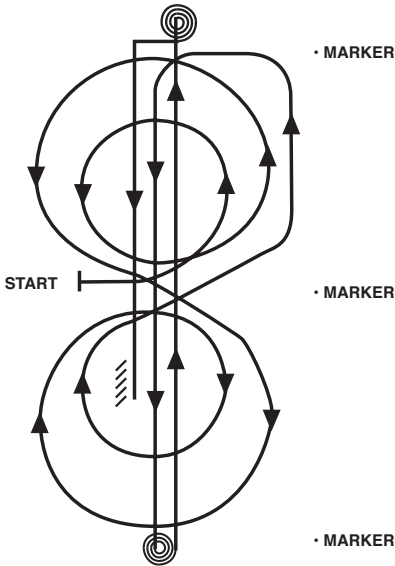
1. Beginning on the right lead complete 3 circles to the right; the first circle small and slow followed by two large fast circles. Change leads at the center of the arena.
2. Complete 3 circles to the left, the first circle small and slow followed by two large fast circles. Change leads at the center of the arena.
3. Continue around end of arena without breaking gait or changing leads, run down center of arena past end marker, and execute a square sliding stop.
4. Complete 3 1/2 spins to the left.
5. Run down center of arena past end marker, and execute a square sliding stop.
6. Complete 3 1/2 spins to the right.
7. Run down center of arena past center marker, and execute a square sliding stop. Back up at least 10 feet. Hesitate to complete pattern.

Pattern 9

- | | |
|------------------|----------------------|
| 1. Right circles | 4. 3 1/2 left spins |
| 2. Left circles | 5. Stop |
| 3. Stop | 6. 3 1/2 right spins |
| | 7. Stop and back up |

WORKING COW HORSE PATTERN 10

3 1/2 TURNS RIGHT



3 1/2 TURNS LEFT

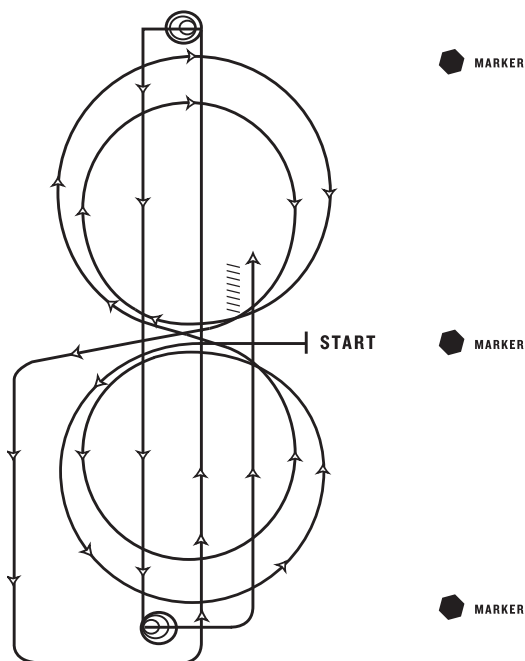
Trot to center of arena, stop. Start pattern facing away from judge.

1. Beginning on the left lead, complete 2 circles to the left; the first circle small and slow, the second circle large and fast.
2. Complete 2 circles to the right; the first circle large and fast, the second circle small and slow. Change leads at the center of arena.
3. Continue around end of arena without breaking gait or changing leads, run down center of arena past end marker, and execute a square sliding stop.
4. Complete 3 1/2 spins to the left.
5. Run down center of arena past end maker, and execute a square sliding stop.
6. Complete 3 1/2 spins to the right.
7. Run down center of arena past center marker, and execute a square sliding stop. Back up at least 10 feet. Hesitate to complete pattern.

Pattern 10

- | | |
|------------------|----------------------|
| 1. Left circles | 4. 3 1/2 left spins |
| 2. Right circles | 5. Stop |
| 3. Stop | 6. 3 1/2 right spins |
| | 7. Stop and back up |

WORKING COW HORSE PATTERN II



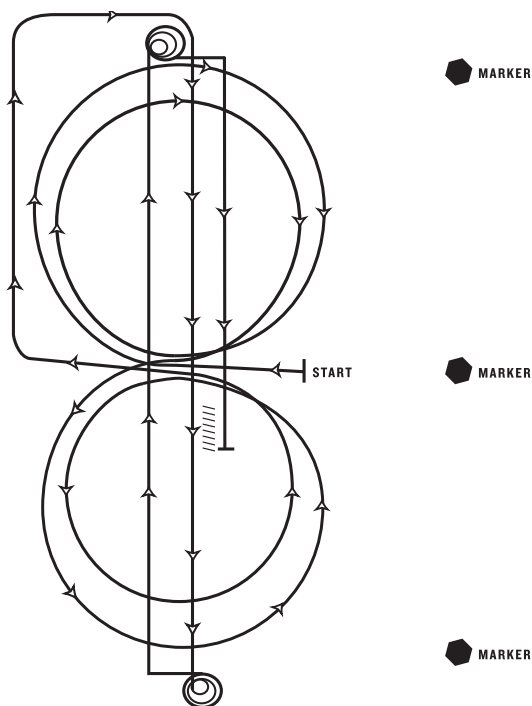
Trot to center of arena, stop. Start pattern facing towards judge

1. Beginning on the left lead, complete 2 circles to the left; the first circle large and fast, the second circle small and slow. Change leads at the center of the arena.
2. Complete 2 circles to the right; the first circle large and fast, the second circle small and slow. Change leads at the center of arena.
3. Continue around end of arena without breaking gait or changing leads, run down center of arena past end marker, and execute a square sliding stop.
4. Complete 3 1/2 spins to the left.
5. Run down center of arena past end maker, and execute a square sliding stop.
6. Complete 3 1/2 spins to the right.
7. Run down center of arena past center marker, and execute a square sliding stop. Back up at least 10 feet. Hesitate to complete pattern.

Pattern II

- | | |
|------------------|----------------------|
| 1. Left circles | 4. 3 1/2 left spins |
| 2. Right circles | 5. Stop |
| 3. Stop | 6. 3 1/2 right spins |
| | 7. Stop and back up |

WORKING COW HORSE PATTERN 12



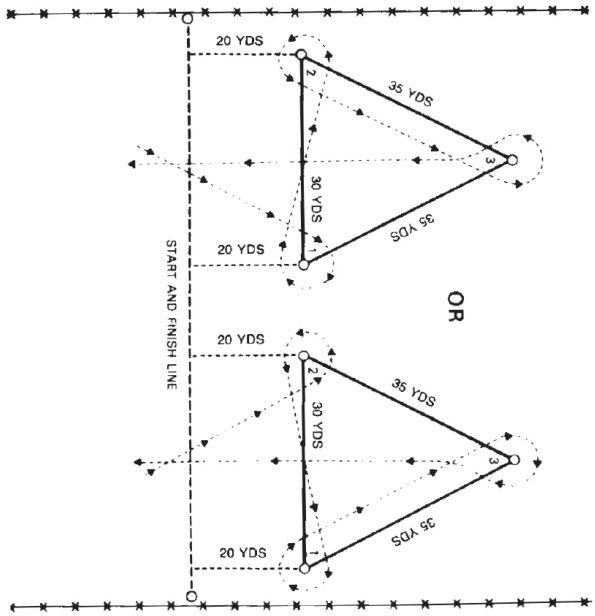
Trot to center of arena, stop. Start pattern facing toward judge.

1. Beginning on the right lead complete 2 circles to the right; the first circle large and fast and the second small and slow. Change leads at the center of the arena.
2. Complete 2 circles to the left, the first circle large and fast and the second small and slow. Change leads at the center of the arena.
3. Continue around end of arena without breaking gait or changing leads, run down center of arena past end marker, and execute a square sliding stop.
4. Complete 3 1/2 spins to the left.
5. Run down center of arena past end marker, and execute a square sliding stop.
6. Complete 3 1/2 spins to the right.
7. Run down center of arena past center marker, and execute a square sliding stop. Back up at least 10 feet. Hesitate to complete pattern.

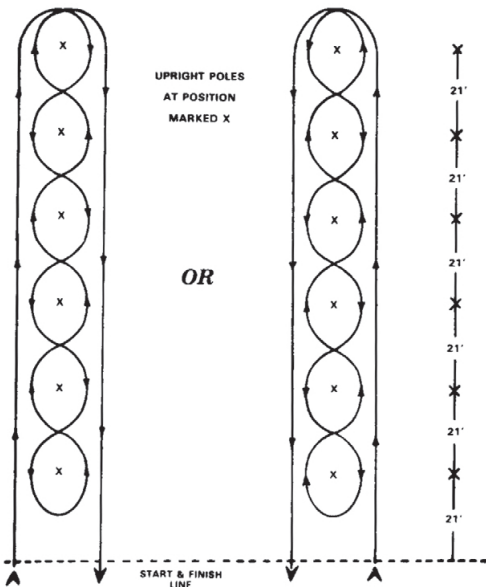
Pattern 12

- | | |
|------------------|----------------------|
| 1. Right circles | 4. 3 1/2 left spins |
| 2. Left circles | 5. Stop |
| 3. Stop | 6. 3 1/2 right spins |
| | 7. Stop and back up |

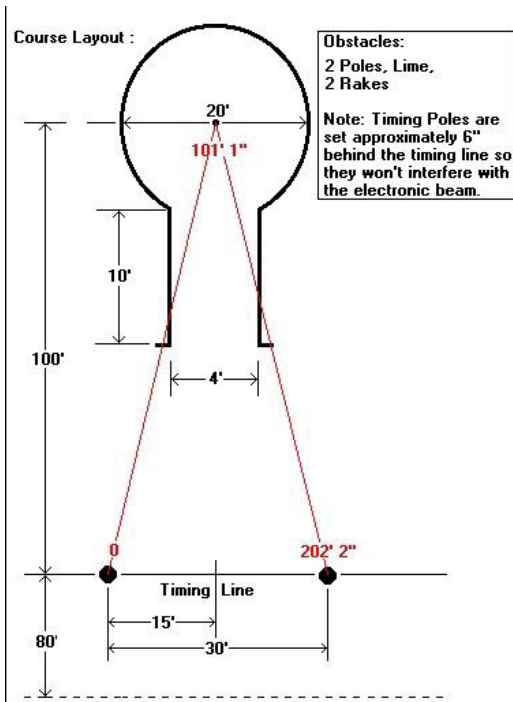
Barrels



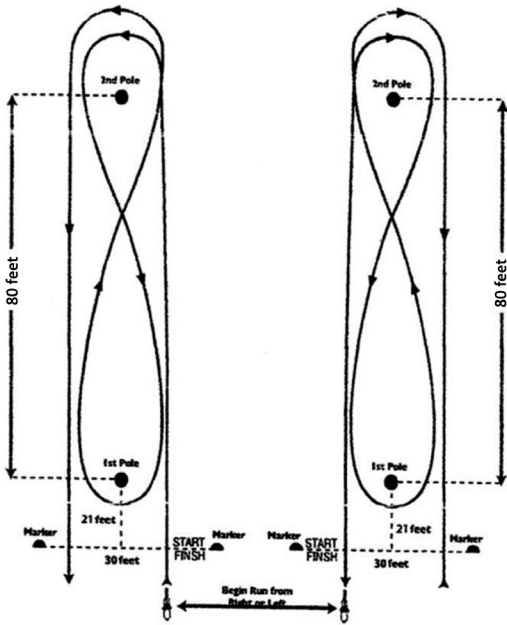
Pole Bending



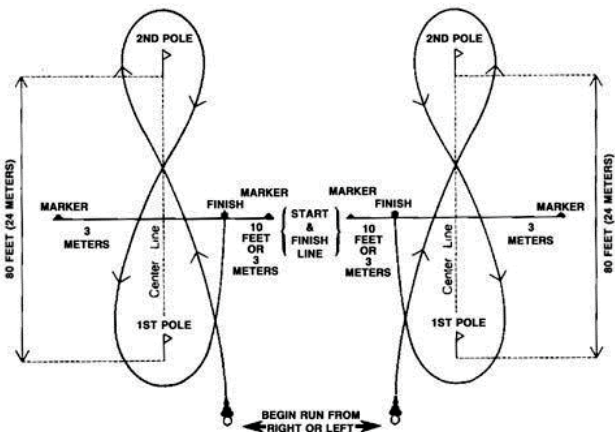
Key Hole



Stake Race 1



Stake Race 2



ABRA HANDBOOK INDEX

This index contains entries for frequently utilized topics. Specific rules are referenced, followed by page number in bold.

A

Absolute Responsibility, **GEN518**, page **26**; **GEN521**, page **30**

Age of An Equine, **REG109**, page **36**, **SHW189**, page **78**

Appaloosa Eligibility for Registration, **REG121.1**, page **41**

Amateur

- Approved Classes, **AMA140.7**, page **60**
- Eligibility, **AMA101**, page **57**
- Exhibiting Multiple Equine, **AMA103**, page **58**
- Leases **REG135**, page **44**
- Membership, **GEN100.11.4**, page **11**
- Ownership, **AMA101.7**, page **58**
- Select, **AMA106**, page **58**
- Walk-Trot, **AMA120**, page **58**

Amateur Awards, **AWD120**, page **49**

- Champion, **AWD121**, page **50**
- Honor Roll, **AWD122**, page **50**
- Medallion, **AWD123**, page **50**
- Register of Merit, **AWD125**, page **50**
- Superior Event, **AWD126**, page **51**
- Supreme Champion, **AWD127**, page **51**
- Versatility Award, **AWD128**, page **51**

American Quarter Horse Association Handbook reference, **SHW190**, page **79**

Animal Welfare, page **3**

Approved Classes, **AWD155**, page **55**

Approval of Shows, **SHW800**, page **166**

Approved Minimum Show Requirements, **SHW801**, page **167**

Artificial Insemination, **REG130**, page **43**

Artificial Tails, **SHW197**, page **71**

Attire,

- English, **SHW150**, page **75**
- Driving, **SHW170**, page **77**
- Western, **SHW100**, page **68**

Assistance in the arena, **SHW202**, page **80-81**

Auction sale, **REG129**, page **43**

Awards, **AWD100**, page **45**

- Champion, **AWD103**, page **45**
- Honor Roll, **AWD104**, page **46**
- Medallion, **AWD105**, page **46**
- Miniature Class awards, **AWD109**, page **49**
- Performance Versatility Award, **AWD106**, page **47**
- Register of Merit, **AWD107**, page **47**
- Special Achievement Recognition, **AWD150**, page **54**
- Superior Event, **AWD110**, page **49**
- Supreme Champion, **AWD111**, page **49**

B

Bareback Equitation, **SHW222**, page **101**

Bareback Horsemanship, **SHW222**, page **101**

Barrel Racing, **SHW501**, page **154**

Bits, English, **SHW160**, page **76**
Bits, Western, **SHW107**, page **70**
Blood, **SHW184**, page **78**
Bosal/Hackamore, **SHW106**, page **70**
Boxing, **SHW607**, page **159**
Breakaway Roping, **SHW600**, page **157**
Breeder, **REG111**, page **37**
Breeder's Certificate, **REG112**, page **37**
Buckskin Bred Program, **REG104**, page **35**
◦ Buckskin Bred Program Requirements, **REG105**, page **35**
Buckskin Color Class, **SHW211**, page **83**
Bylaws, page **4-9**

C

Cause for Disciplinary Action, **GEN104**, page **16**
Challenge Procedure on Color, **REG118**, page **39**
Change of Name, Equine, **REG114**, page **37**
Colors, Eligible; **REG117**, page **38**
Combining or Splitting classes, **SHW187** page **78**; **SHW212.13**
page **85**
Concurrent classes, **SHW183**, page **78**
Conditionally Permitted Therapeutic Medications, **GEN510**,
page **22**
Cooperating with ABRA Representative, **GEN528**, page **31**
Court of Law Convictions, **GEN108**, page **18**
Curb Bit, **SHW107**, page **70**
Cutting, **SHW608**, page **159**

D

Dally Team Roping Heading; Heeling, **SHW602**, page **158**
Deny Privileges, **GEN113**, page **19**
Disciplinary Procedure, page **2**; **GEN103**, page **13**
Disciplined Rail English, **SHW303**, page **120**
Disciplined Rail Western, **SHW223**, page **102**
Disruptive Equine, **SHW185**, page **78**
Disclaimer, page **1, 2**
Double Point Shows **SHW802**, page **168**
Drugs & Medications, **GEN500**, page **20-32**
Dun Factor, **SHW210**, page **83**
Duplicate Certificate, **REG122**, page **42**

E

Ear Plugs or Cotton, **SHW197.1**, page **80**
Embryo Transfer, **REG123**, page **42**
Equine Subject to Examination, **GEN530.1**, page **31**
Equine Subject to Penalties, **GEN530.3**, page **32**
Equipment,
◦ English, **SHW151**, page **75**
◦ Driving, **SHW151**, page **77**
◦ Green, **SHW127**, page **75**
◦ Optional, English, **SHW161**, page **76**
◦ Optional, Western, **SWH118**, page **72**
◦ Prohibited, English, **SHW165**, page **76**
◦ Prohibited, Western, **SHW119**, page **73**

- Ranch, **SHW120**, page **73**
 - Roping, Speed Events, Team Penning, **SHW123**, page **74**
 - Western, **SHW102**, page **69**
- Equipment Failure, **SHW193**, page **79**
Equitation Over Fences, **SHW306**, page **126**
Executive Committee, **GEN102**, page **12**
Exhibiting Multiple Equines, **SHW188**, page **78**
Exhibitor Number, **SHW194**, page **79**

F

- Failure to Pay, **GEN107**, page **17**
Fall of Equine or Rider, **SHW196**, page **79**
Forfeitures, **GEN106**, page **17**
Fraudulent Practices, **REG132**, page **44**

G

- Gaits,
 - English, **GTS102**, page **56**
 - Ranch, **GTS104**, page **56**
 - Pleasure Driving, **GTS103**, page **56**
 - Western, **GTS101**, page **55**
- General Notice Procedure, **GEN110**, page **18**
Get Down Rope, **SHW120**, page **73**
Go Rounds, **SHW198**, page **80**
Green Classes, **SHW205**, page **81-82**

H

- Halter, **SHW212**, page **83**
 - Attire, **SHW213**, page **85**
 - Grand & Reserve Champion, **SHW212.11**, page **84**
 - Group, **SHW216**, page **86**
 - Equipment, **SHW212.15**, page **85**
 - Performance Halter, **SHW215**, page **86**
 - Splitting or Combining, **SHW212.13**, page **85**
- Helmets, English, **SHW154**, page **75**
Hobbles, **SHW121.1**, page **74**
Humane Treatment, page **3**
Hunter Hack, **SHW304**, page **121**
Hunt Seat Equitation **SHW302**, page **117**
Hunter In Hand, **SHW217**, page **87**
Hunter Under Saddle, **SHW300**, page **116**

I

- In Hand Trail, **SHW224**, page **103**
Immediate Family, **GEN115**, page **19**

J

- Judges, **JUD101**, page **65-68**
Jumping, **SHW307**, page **128**
Junior Equine, **SHW189.2**, page **79**

K

- Keyhole, **SHW504**, page **157**

L

Lameness, **SHW199**, page **157**

Lease(s)

- Breeding **REG125**, page **42**
- Exhibition **REG135**, page **44**

Legal Actions, **GEN103.4**, page **13**

Longe Line, Yearling, Two Year Old, **SHW218**, page **89**

M

Markings of Horses, **REG119**, page **40**

Media, **GEN650**, page **34**

Member Registration Name, **REG110**, page **37**

Membership, **GEN100**, page **9**

- Annual, **GEN100.13**, page **11**, **GEN100.13.1**, page **11**
- Amateur, **GEN100.11.4**; **GEN100.15**, page **11**
- Amateur Upgrade, **GEN100.11.5**, page **11**
- Business, **GEN100.11.8**, page **11**
- Individual, **GEN100.11.1**, page **10**
- Joint, **GEN100.11.2**, page **10**
- Lifetime, **GEN100.11.9**, page **11**; **GEN100.14**, page **11**
- Non-Pro, **GEN100.11.6**, page **11**
- Partnership, **GEN100.11.7**, page **11**
- Youth, **GEN100.11.3**, page **11**

Miniature Horses

- Approved Classes, **MHP101**, page **160**
- Buckskin Color, **MPH103**, page **160**
- Country Pleasure Driving, **MPH107.6**, page **164**
- Driving, **MPH107**, page **163**
- Dun Factor, **MHP102**, page **160**
- Halter, **MPH104**, page **160**
- Halter Obstacles, **MPH106**, page **162**
- Hunter In Hand Over Fences, **MPH105**, page **161**
- Liberty, **MPH108.1**, page **165**
- Pleasure Driving, **MPH107.5**, page **164**
- Registration, **REG107**, page **36**
- Western Country Pleasure Driving, **MPH107.7**, page **164**

Mission Statement, page **1**

Monies Owed, **GEN111**, page **18**

Mules, **REG106**, page **36**

Multiple Point Shows, **SHW803**, page **168**

N

Name Change - Equine, **REG114**, page **37**

Naming An Equine, **REG113**, page **37**

Non-Pro, **NON101**, page **64-65**

P

Paint Eligibility for Registration, **REG121.1**, page **41**

Pedigree, **REG116**, page **38**

Prohibited Conduct, page **3**

Photographs, Registration, **REG115**, page **37**

Pinto Eligibility for Registration, **REG121.1**, page **41**

Placing and Ribbons **SHW804**, page **169**

Pleasure Driving, **SHW308**, page **131**

Points, **SHW204**, page **81**
Pole Bending, **SHW502**, page **155**
Pony, **REG107**, page **36**
Premium Lists, **SHW805**, page **169**
Prohibited Conduct, page **3**
Prohibited Drugs, **GEN508**, page **22**
Proof of Pedigree, **REG116**, page **38**
Protests, **GEN103.6**, page **14**

Q

Quantitatively Restricted Therapeutic Medications, **GEN515**, page **24**

R

Ranch Conformation, **SHW415**, page **148**
Ranch Cow Work, **SHW410**, page **143**
Ranch Cutting, **SHW413**, page **146**
Ranch Horse Division Rules, **SHW400**, page **132**
Ranch Horsemanship, **SHW417**, page **149**
Ranch Rail Pleasure, **SHW401**, page **133**
Ranch Reining, **SHW407**, page **141**
Ranch Riding, **SHW403**, page **135**
Ranch Showmanship, **SHW219**, page **95**, **SHW219.15**, page **97**
Ranch Trail, **SHW405**, page **136**
Reciprocity, **GEN109**, page **18**
Records, **GEN112**, page **19**
Registration Rules & Regulations, **REG101**, page **34**

- Acceptable Types & Conformation, **REG108**, page **36**
- Amendments, **REG102**, page **34**
- Eligible Colors for Registration, **REG117**, page **38**
- Hardship Clause, **REG124**, page **42**
- Regular Registry, **REG103**, page **34**
- Surrender of Certificate, **REG131**, page **43**
- White Markings, **REG120**, page **41**

Reining, **SHW229**, page **112**
Request for Specimen, **GEN527**, page **31**
Responsible for Safety, page **2**
Responsible Party, **GEN517**, page **28**
Results, **SHW806**, page **169**
Retirement of Records, **REG126**, page **42**
Ring Steward, **SHW808**, page **171**
Roll Over Times, **SHW500.3**, page **153**
Romal, **SHW114**, page **71**

S

Select, Amateur, **AMA106**, page **58**
Senior Equine, **SHW189.3**, page **79**
Score Sheets, **JUD122**, page **67**
Show Management Responsibility on Protests, **GEN606**, page **33**
Show Protests, **GEN600**, page **32**
Showmanship at Halter, **SHW219**, page **95**
Snaffle Bits, Western **SHW105**, page **69**
Spade Bit, **SHW110**, page **71**

Spayed Mares, **SHW212.12**, page **85**
Special Achievement Recognition, **AWD150**, page **54**
Special Assistance or Special Equipment Variance, **SHW201**,
page **80-81**
Speed Event Rules, **SHW125.4**, page **74**; **SHW500**, page **152**
Stallion Breeding Report, **REG127**, page **43**
Standing Committees, **GEN101.2**, page **12**
Statement of Position on Animal Welfare, page **3**
Stake Race, **SHW503**, page **156**
Steer Stopping, **SHW603**, page **158**
Steer Daubing, **SHW604**, page **158**
Surgical Procedure, **GEN200**, page **20**

T

Team Penning, **SHW605**, page **159**
Temporary Suspension, **GEN530.2**, page **32**
Testing, **GEN525**, page **30**
Therapeutic Medication Addendum, **GEN507**, page **22**
Tie-down Roping, **SHW601**, page **157**
Trail, **SHW225**, page **105**
Transfer of Ownership, **REG128**, page **43**
Two Rein, **SHW116**, page **72**

U

Unsportsmanlike Conduct, **GEN105**, page **17**

V

Veterinarian, **SHW809**, page **172**
Video Review, **JUD135**, page **68**
Violations, **REG133**, page **44**

W

Walk-Trot

- Amateur, **AMA120**, page **58**
- Youth, **YTH120**, page **61**

Welfare of Horse, page **2**, **SHW186**, page **78**
Western Horsemanship, **SHW221**, page **99**
Western Pleasure, **SHW220**, page **98**
Western Riding, **SHW227**, page **110**
Working Order, **SHW192**, page **79**
World Show, **GEN655**, page **34**
Working Cow Horse, **SHW606**, page **159**
Working Hunter, **SHW305**, page **122**

Y

Youth

- Approved Classes, **YTH140**, page **63**
- Eligibility, **YTH100**, page **61**
- Exhibiting Multiple Equines, **YTH104**, page **61**
- Leases, **REG135**, page **44**
- Ownership, **YTH101**, page **61**
- Walk-Trot, **YTH120**, page **61**
- Register of Merit, **AWD144**, page **47**

Youth Awards, **AWS140**, page **51**

- Champion, **AWD141**, page **52**
- Honor Roll, **AWD142**, page **52**
- Register of Merit, **AWD144**, page **53**
- Medallion, **AWD143**, page **52**
- Superior Event, **AWD145**, page **53**
- Supreme Champion, **AWD146**, page **53**
- Versatility Award, **AWD147**, page **53**